

**PARK PLACE
COMMUNITY DEVELOPMENT DISTRICT
BOARD OF SUPERVISORS
REGULAR MEETING
JUNE 15, 2022**

PARK PLACE
COMMUNITY DEVELOPMENT DISTRICT AGENDA
Wednesday, JUNE 15, 2022
11:00 a.m.

The Lake House
Located at 11740 Casa Lago Lane, Tampa, FL 33626

District Board of Supervisors	Chairman Vice-Chairman Supervisor Supervisor Supervisor	David Levy Cathy Kinser-Powell Doris H Cockerell Andrea Jackson Erica Lavina
District Manager	Meritus	Brian Howell
District Attorney	Straley Robin Vericker	John Vericker
District Engineer	Johnson Engineering	Phil Chang

All cellular phones and pagers must be turned off while in the meeting room

The regular meeting will begin **11:00 a.m.** Following with the **Business Items** section contains items for approval by the District Board of Supervisors that may require discussion, motion and votes on an item-by-item basis. If any member of the audience would like to speak on one of the business items, they will need to register with the District Administrator prior to the presentation of that agenda item. Agendas can be reviewed by contacting the Manager's office at (813) 873-7300 at least seven days in advance of the scheduled meeting. Requests to place items on the agenda must be submitted in writing with an explanation to the District Manager at least fourteen (14) days prior to the date of the meeting. The ninth section is called **Administrative Matters**. The Administrative Matters section contains items that require the review and approval of the District Board of Supervisors as a normal course of business. The tenth section is called **Staff Reports**. This section allows the District Administrator, Engineer, and Attorney to update the Board of Supervisors on any pending issues that are being researched for Board action. The final sections are called **Board Members Comments and Public Comments**. This is the section in which the Supervisors may request Staff to prepare certain items in an effort to meet residential needs. The Audience Comment portion of the agenda is where individuals may comment on matters that concern the District. Each individual is limited to **three (3) minutes** for such comment. The Board of Supervisors or Staff is not obligated to provide a response until sufficient time for research or action is warranted. **IF THE COMMENT CONCERNS A MAINTENANCE RELATED ITEM, THE ITEM WILL NEED TO BE ADDRESSED BY THE DISTRICT ADMINSTRATOR OUTSIDE THE CONTEXT OF THIS MEETING.**

Public workshops sessions may be advertised and held in an effort to provide informational services. These sessions allow staff or consultants to discuss a policy or business matter in a more informal manner and allow for lengthy presentations prior to scheduling the item for approval. Typically, no motions or votes are made during these sessions.

Pursuant to provisions of the Americans with Disabilities Act, any person requiring special accommodations to participate in this meeting is asked to advise the District Office at (813) 873-7300, at least 48 hours before the meeting. If you are hearing or speech impaired, please contact the Florida Relay Service at 1 (800) 955-8770, who can aid you in contacting the District Office.

Any person who decides to appeal any decision made by the Board with respect to any matter considered at the meeting is advised that this same person will need a record of the proceedings and that accordingly, the person may need to ensure that a verbatim record of the proceedings is made, including the testimony and evidence upon which the appeal is to be based.

Board of Supervisors
Park Place Community Development District

Dear Board Members:

The Regular Meeting of the Park Place Community Development District will be held on **June 15, 2022, at 11:00 a.m.** at The Lake House, located at 11740 Casa Lago Lane, Tampa, FL 33626. **Please let us know 24 hours before the meeting if you wish to call in for the meeting.** Following is the agenda for the meeting:

Call In Number: 1-866-906-9330 **Access Code: 9074748#**

- 1. CALL TO ORDER/ROLL CALL**
- 2. PUBLIC COMMENT ON AGENDA ITEMS**
- 3. VENDOR/STAFF REPORTS**
 - A. District Engineer..... Tab 01
 - i. Stormwater Management System Report
 - B. District Counsel
- 4. BUSINESS ITEMS**
 - A. Discussion on Community Landscaping - Yellowstone
 - B. Discussion on Capital Improvements Tab 02
- 5. CONSENT AGENDA**
 - A. Consideration of Board of Supervisors Regular Meeting Minutes May 25, 2022, Tab 03
 - B. Consideration of Operations and Maintenance Expenditures April 2022..... Tab 04
 - C. Consideration of Operations and Maintenance Expenditures May 2022..... Tab 05
 - D. Review of Financials Statements Month Ending May 31, 2022,..... Tab 06
- 6. MANAGEMENT REPORTS**
 - A. District Manager..... Tab 07
 - i. Community Inspection Report - *Under Separate Cover*
 - ii. Fountain Reports
- 7. SUPERVISOR REQUESTS**
- 8. AUDIENCE QUESTIONS, COMMENTS AND DISCUSSION FORUM**
- 9. ADJOURNMENT**

We look forward to seeing you at the meeting. In the meantime, if you have any questions, please do not hesitate to call us at (813) 873-7300.

Sincerely,
Brian Howell
District Manager



TO: **Brian Howell**
Park Place CDD District Manager

DATE: **June 1, 2022**

FROM: **Phil Chang, P.E.**
Park Place CDD District Engineer

RE: **Stormwater Management System Report**

As you are aware, the Florida Legislature passed House Bill 53 which required special districts to create a 20-year needs analysis which the Board approved Johnson Engineering to complete.

Our analysis included a review of plans, maps, permits, financial expenditures and other information pertinent to provide the information that is being required by the Florida Office of Economic and Demographic Research (EDR).

Attached is the report template that was provided by the State and a GIS boundary map (GIS shape files were developed and are being provided to the EDR per their requirements). Also being provided to the EDR but not attached (due to file size) will be materials referenced such as record plans, drainage maps, etc.

We plan to submit all our information related to the Stormwater Management System Report to the EDR by way of Hillsborough County prior to the June 20, 2022 deadline.

TEMPLATE FOR LOCAL GOVERNMENTS AND SPECIAL DISTRICTS FOR PERFORMING A STORMWATER NEEDS ANALYSIS PURSUANT TO SECTION 5 OF SECTION 403.9302, FLORIDA STATUTES

INTRODUCTION

As part of the 2021 regular session, the Legislature recognized the need for a long-term planning process for stormwater and wastewater. Section 403.9302, Florida Statutes, requires a 20-year needs analysis from the local governments providing stormwater services. Because this planning document is forward-looking, it will necessarily include a large number of assumptions about future actions. These assumptions should be based on any available information coupled with best professional judgment of the individuals completing the document. Completing this template by June 30, 2022, will fulfill the statutory requirements for the first round of 20-year needs analyses for stormwater. The template was generated by EDR in cooperation with local governments, Special Districts, the Florida Department of Environmental Protection (DEP), the Water Management Districts, the Florida Stormwater Association, private consultants, and others. Use of this tool will help ensure that information is compiled consistently for the Office of Economic & Demographic Research's (EDR) report to the Governor. For the purposes of this document, a stormwater management program and a stormwater management system are as defined in statute (s. 403.031(15) and (16), F.S., respectively; language provided here: <https://www.flsenate.gov/Laws/Statutes/2021/403.031>). Plainly speaking, the "program" is the institutional framework whereby stormwater management activities (MS4 NPDES permit activities, and other regulatory activities, construction, operation and maintenance, etc.) are carried out by the public authority. The "system" comprises the physical infrastructure that is owned and/or operated by the local government or special district that specifically is intended to control, convey or store stormwater runoff for treatment and flood protection.

For the purposes of this document, the following guiding principles have been adopted:

- Stormwater systems or facilities owned and operated by any of the following are excluded from reporting requirements for local governments and special districts:
 - o Private entities or citizens
 - o Federal government
 - o State government, including the Florida Department of Transportation (FDOT)
 - o Water Management Districts
 - o School districts
 - o State universities or Florida colleges
- Local government expenditures associated with routine operation and maintenance are fully funded prior to commencing new projects and initiatives.
- Local government submissions will include the activities of dependent special districts. Only independent special districts report separately. For a list of all special districts in the state and their type (*i.e.*, dependent or independent), please see the Department of Economic Opportunity's Official List of Special Districts at the following link: <http://specialdistrictreports.floridajobs.org/webreports/alphalist.aspx>.
- With respect to federal and state statutes and rulemaking, current law and current administration prevails throughout the 20-year period. In other words, the state's present legal framework (*i.e.*, the status quo) continues throughout the period.

GENERAL INSTRUCTIONS FOR USING THE TEMPLATE

Instructions for submitting the template are still under development. Additional information regarding submission and answers to frequently asked questions will be posted on EDR's website, along with other useful materials, here: <http://edr.state.fl.us/Content/natural-resources/stormwaterwastewater.cfm>

The statutory language forms the titles for each part. This template asks that you group your recent and projected expenditures in prescribed categories. A detailed list of the categories is provided in part 5.0.

The same project should not appear on multiple tables in the jurisdiction's response unless the project's expenditures are allocated between those tables. All expenditures should be reported in \$1,000s (*e.g.*, five hundred thousand dollars should be reported as \$500).

For any jurisdiction that is contracting with another jurisdiction where both could be reporting the same expenditure, please contact EDR for additional guidance. In situations where a reporting jurisdiction contracts with a non-reporting jurisdiction, (*i.e.*, FDOT, the water management districts, the state or federal government), the reporting jurisdiction should include the expenditures.

When reporting cost information, please only include the expenditures that have flowed, are flowing, or will likely flow through your jurisdiction's budget. While necessary to comply with the statute, the concept of "future expenditures" should be viewed as an expression of identified needs.

These projections are necessarily speculative and do not represent a firm commitment to future budget actions by the jurisdiction.

This Excel workbook contains three worksheets for data entry. (Along the bottom of the screen, the three tabs are highlighted green.) Empty cells with visible borders are unlocked for data entry. In the first tab, titled "Background through Part 4," the information requested is either text, a dropdown list (*e.g.*, Yes or No), or a checkbox. The next tab, "Part 5 through Part 8," contains tables for expenditure or revenue data as well as some follow-up questions that may have checkboxes, lists, or space for text.

In Part 5 and Part 6, the expenditure tables have space for up to 5 projects. More projects can be listed in the "Additional Projects" tab. This tab contains a table with space for up to 200 additional projects. In order for these additional projects and expenditures to be correctly classified and included in the final totals, each project must be assigned a Project Type and Funding Source Type from the dropdown lists in columns B and C.

Links to Template Parts:

[Background Information](#)

[Part 1](#)

[Part 2](#)

[Part 3](#)

[Part 4](#)

[Part 5](#)

[Part 6](#)

[Part 7](#)

[Part 8](#)

[Additional Projects - This table contains additional rows for projects that do not fit into the main tables in Parts 5 and 6](#)

Background Information

Please provide your contact and location information, then proceed to the template on the next sheet.

Name of Local Government:	Park Place Community Development District
Name of stormwater utility, if applicable:	N/A
Contact Person	
Name:	Brian Howell
Position/Title:	District Manager
Email Address:	brian.howell@merituscorp.com
Phone Number:	813-873-7300

Indicate the Water Management District(s) in which your service area is located.

- | | |
|-------------------------------------|--|
| <input type="checkbox"/> | Northwest Florida Water Management District (NFWFMD) |
| <input type="checkbox"/> | Suwannee River Water Management District (SRWMD) |
| <input type="checkbox"/> | St. Johns River Water Management District (SJRWMD) |
| <input checked="" type="checkbox"/> | Southwest Florida Water Management District (SWFWMD) |
| <input type="checkbox"/> | South Florida Water Management District (SFWMD) |

Indicate the type of local government:

- | | |
|-------------------------------------|------------------------------|
| <input type="checkbox"/> | Municipality |
| <input type="checkbox"/> | County |
| <input checked="" type="checkbox"/> | Independent Special District |

Part 1.0 Detailed description of the stormwater management program (Section 403.9302(3)(a), F.S.)

The stormwater management program, as defined in the Introduction, includes those activities associated with the management, operation and maintenance, and control of stormwater and stormwater management systems, including activities required by state and federal law. The detailed program description is divided into multiple subparts consisting of narrative and data fields.

Part 1.1 Narrative Description:

Please provide a brief description of the current institutional strategy for managing stormwater in your jurisdiction. Please include any mission statement, divisions or departments dedicated solely or partly to managing stormwater, dedicated funding sources, and other information that best describes your approach to stormwater:

Management of the stormwater management is conducted in accordance with the SWFWMD Environmental Resource Permits 44020581.000, 44020581.001, 44020581.004, 44010394.003, 44010394.004, 44010394.008, & 44010394.010 General and Special Conditions. Routine maintenance of the system is performed by experienced stormwater maintenance contractors and is funded by the CDD budget through non-ad valorem assessments.

On a scale of 1 to 5, with 5 being the highest, please indicate the importance of each of the following goals for your program:

0	1	2	3	4	5	
<input type="checkbox"/>	<input type="checkbox"/>	<input type="checkbox"/>	<input type="checkbox"/>	<input type="checkbox"/>	<input checked="" type="checkbox"/>	Drainage & flood abatement (such as flooding events associated with rainfall and hurricanes)
<input type="checkbox"/>	<input type="checkbox"/>	<input type="checkbox"/>	<input type="checkbox"/>	<input type="checkbox"/>	<input checked="" type="checkbox"/>	Water quality improvement (TMDL Process/BMAPs/other)
<input type="checkbox"/>	<input type="checkbox"/>	<input type="checkbox"/>	<input type="checkbox"/>	<input type="checkbox"/>	<input checked="" type="checkbox"/>	Reduce vulnerability to adverse impacts from flooding related to increases in frequency and duration of rainfall events, storm surge and sea level rise
						Other:
<input type="checkbox"/>	<input type="checkbox"/>	<input type="checkbox"/>	<input type="checkbox"/>	<input type="checkbox"/>	<input type="checkbox"/>	
<input type="checkbox"/>	<input type="checkbox"/>	<input type="checkbox"/>	<input type="checkbox"/>	<input type="checkbox"/>	<input type="checkbox"/>	
<input type="checkbox"/>	<input type="checkbox"/>	<input type="checkbox"/>	<input type="checkbox"/>	<input type="checkbox"/>	<input type="checkbox"/>	
<input type="checkbox"/>	<input type="checkbox"/>	<input type="checkbox"/>	<input type="checkbox"/>	<input type="checkbox"/>	<input type="checkbox"/>	

Part 1.2 Current Stormwater Program Activities:

Please provide answers to the following questions regarding your stormwater management program.

- Does your jurisdiction have an NPDES Municipal Separate Storm Sewer System (MS4) Permit?

No

If yes, is your jurisdiction regulated under Phase I or Phase II of the NPDES Program:
- Does your jurisdiction have a dedicated stormwater utility?

No

If no, do you have another funding mechanism?

Yes

If yes, please describe your funding mechanism.

CDD Budget through non-ad valorem assessments
- Does your jurisdiction have a Stormwater Master Plan or Plans?

Yes

If Yes:

How many years does the plan(s) cover?

Unlimited

Are there any unique features or limitations that are necessary to understand what the plan does or does not address?

See SWFWMD Environmental Resource Permit Nos. 44020581.000, 44020581.001, 44020581.004, 44010394.003, 44010394.004, 44010394.008, & 44010394.010

Please provide a link to the most recently adopted version of the document (if it is published online):
- Does your jurisdiction have an asset management (AM) system for stormwater infrastructure?

No

If Yes, does it include 100% of your facilities?

If your AM includes less than 100% of your facilities, approximately what percent of your facilities are included?

- Does your stormwater management program implement the following (answer Yes/No):

A construction sediment and erosion control program for new construction (plans review and/or inspection)?	No
An illicit discharge inspection and elimination program?	No
A public education program?	No
A program to involve the public regarding stormwater issues?	Yes
A "housekeeping" program for managing stormwater associated with vehicle maintenance yards, chemical storage, fertilizer management, etc. ?	No
A stormwater ordinance compliance program (<i>i.e.</i> , for low phosphorus fertilizer)?	No
Water quality or stream gage monitoring?	No
A geospatial data or other mapping system to locate stormwater infrastructure (GIS, etc.)?	No
A system for managing stormwater complaints?	No
Other specific activities?	

Notes or Comments on any of the above:

Public involvement, including responding to stormwater complaints, is handled during monthly board meeting which are open to the public. The other activities fall within the jurisdiction of SWFWMD and Hillsborough County.

Part 1.3 Current Stormwater Program Operation and Maintenance Activities

Please provide answers to the following questions regarding the operation and maintenance activities undertaken by your stormwater management program.

- Does your jurisdiction typically assume maintenance responsibility for stormwater systems associated with new private development (*i.e.*, systems that are dedicated to public ownership and/or operation upon completion)?

Yes

Notes or Comments on the above:

Common stormwater infrastructure such as ponds, drainage structures and underground stormwater conveyance pipes are maintained by the Community Development District.

- Does your stormwater operation and maintenance program implement any of the following (answer Yes/No)

Routine mowing of turf associated with stormwater ponds, swales, canal/lake banks, <i>etc.</i> ?	Yes
Debris and trash removal from pond skimmers, inlet grates, ditches, <i>etc.</i> ?	Yes
Invasive plant management associated with stormwater infrastructure?	Yes
Ditch cleaning?	No
Sediment removal from the stormwater system (vacator trucks, other)?	Yes
Muck removal (dredging legacy pollutants from water bodies, canal, <i>etc.</i>)?	No
Street sweeping?	No
Pump and mechanical maintenance for trash pumps, flood pumps, alum injection, <i>etc.</i> ?	No
Non-structural programs like public outreach and education?	No
Other specific routine activities?	

Part 2. Detailed description of the stormwater management system and its facilities and projects (continued Section 403.9302(3)(a), F.S.)

A stormwater management system, as defined in the Introduction, includes the entire set of site design features and structural infrastructure for collection, conveyance, storage, infiltration, treatment, and disposal of stormwater. It may include drainage improvements and measures to prevent streambank channel erosion and habitat degradation. This section asks for a summary description of your stormwater management system. It is not necessary to provide geospatial asset data or a detailed inventory. For some, it may be possible to gather the required data from your Asset Management (AM) system. For others, data may be gathered from sources such as an MS4 permit application, aerial photos, past or ongoing budget investments, water quality projects, or any other system of data storage/management that is employed by the jurisdiction.

Please provide answers to the following questions regarding your stormwater system inventory. Enter zero (0) if your system does not include the component.

	Number	Unit of Measurement
Estimated feet or miles of buried culvert:	27,940.00	Feet
Estimated feet or miles of open ditches/conveyances (lined and unlined) that are maintained by the stormwater program:	0.00	Feet
Estimated number of storage or treatment basins (<i>i.e.</i> , wet or dry ponds):	19	
Estimated number of gross pollutant separators including engineered sediment traps such as baffle boxes, hydrodynamic separators, <i>etc.</i> :	0	
Number of chemical treatment systems (<i>e.g.</i> , alum or polymer injection):	0	
Number of stormwater pump stations:	0	
Number of dynamic water level control structures (<i>e.g.</i> , operable gates and weirs that control canal water levels):	0	
Number of stormwater treatment wetland systems:	0	
Other:		

Notes or Comments on any of the above:

Which of the following green infrastructure best management practices do you use to manage water flow and/or improve water quality (answer Yes/No):

Best Management Practice	Current	Planned
Tree boxes	No	No
Rain gardens	No	No
Green roofs	No	No
Pervious pavement/pavers	No	No
Littoral zone plantings	Yes	No
Living shorelines	No	No

Other Best Management Practices:

Please indicate which resources or documents you used when answering these questions (check all that apply).

- ☐ Asset management system
- ☐ GIS program
- ☐ MS4 permit application
- ☒ Aerial photos
- ☒ Past or ongoing budget investments
- ☐ Water quality projects

Other(s):

Part 3. The number of current and projected residents served calculated in 5-year increments (Section 403.9302(3)(b), F.S.)

Counties and municipalities: Instead of requiring separate population projections, EDR will calculate the appropriate population estimates for each municipality or the unincorporated area of the county. If your service area is less than or more than your local government's population, please describe in the first text box provided below for part 4.0.

Independent Special Districts:

If an independent special district's boundaries are completely aligned with a county or a municipality, identify that jurisdiction here:

Any independent special district whose boundaries do not coincide with a county or municipality must submit a GIS shapefile with the current and projected service area. EDR will calculate the appropriate population estimates based on that map. Submission of this shapefile also serves to complete Part 4.0 of this template.

Part 4.0 The current and projected service area for the stormwater management program or stormwater management system (Section 403.9302(3)(c), F.S.)

Rather than providing detailed legal descriptions or maps, this part of the template is exception-based. In this regard, if the stormwater service area is less than or extends beyond the geographic limits of your jurisdiction, please explain.

The boundary of the stormwater service area coincides with the CDD boundary.

Similarly, if your service area is expected to change within the 20-year horizon, please describe the changes (*e.g.*, the expiration of an interlocal agreement, introduction of an independent special district, *etc.*).

No expected changes in the service area within the next 20 years.

[Proceed to Part 5](#)

Part 5.0 The current and projected cost of providing services calculated in 5-year increments (Section 403.9302(3)(d), F.S.)

Given the volume of services, jurisdictions should use the template's service groupings rather than reporting the current and projected cost of each individual service. Therefore, for the purposes of this document, "services" means:

1. Routine operation and maintenance (inclusive of the items listed in Part 1.3 of this document, ongoing administration, and non-structural programs)
2. Expansion (that is, improvement) of a stormwater management system.

Expansion means new work, new projects, retrofitting, and significant upgrades. Within the template, there are four categories of expansion projects

1. Flood protection, addressed in parts 5.2 and 5.3... this includes capital projects intended for flood protection/flood abatement
2. Water quality, addressed in part 5.2 and 5.3... this includes stormwater projects related to water quality improvement, such as BMAPs; projects to benefit natural systems through restoration or enhancement; and stormwater initiatives that are part of aquifer recharge projects
3. Resiliency, addressed in part 5.4... this includes all major stormwater initiatives that are developed specifically to address the effects of climate change, such as sea level rise and increased flood events
4. End of useful life replacement projects, addressed in part 6.0... this includes major expenses associated with the replacement of aging infrastructure

While numbers 3 and 4 have components that would otherwise fit into the first two categories, they are separately treated given their overall importance to the Legislature and other policymakers.

Expansion projects are further characterized as currently having either a committed funding source or no identified funding source. Examples of a committed funding source include the capacity to absorb the project's capital cost within current budget levels or forecasted revenue growth; financing that is underway or anticipated (bond or loan); known state or federal funding (appropriation or grant); special assessment; or dedicated cash reserves for future expenditure.

All answers should be based on local fiscal years (LFY, beginning October 1 and running through September 30). Please use nominal dollars for each year, but include any expected cost increases for inflation or population growth. Please check the EDR website for optional growth rate schedules that may be helpful.

If you have more than 5 projects in a particular category, please use the "Additional Projects" tab. There, you can use dropdown lists to choose the project category and whether there is a committed funding source, then enter the project name and expenditure amounts.

Part 5.1 Routine Operation and Maintenance

Please complete the table below, indicating the cost of operation and maintenance activities for the current year and subsequent five-year increments throughout the 20-year horizon. Your response to this part should exclude future initiatives associated with resiliency or major expenses associated with the replacement of aging infrastructure; these activities are addressed in subparts 5.4 and 6.0. However, do include non-structural programs like public outreach and education in this category.

If specific cost data is not yet available for the current year, the most recent (2020-21) O&M value can be input into the optional growth rate schedules (available on EDR's website as an Excel workbook). The most recent O&M value can be grown using the provided options for inflation, population growth, or some other metric of your choosing. If the growth in your projected total O&M costs is more than 15% over any five-year increment, please provide a brief explanation of the major drivers.

Routine Operation and Maintenance

Expenditures (in \$thousands)

	LFY 2021-2022	2022-23 to 2026-27	2027-28 to 2031-32	2032-33 to 2036-37	2037-38 to 2041-42
Operation and Maintenance Costs	60	318	356	401	451
Brief description of growth greater than 15% over any 5-year period:					

Part 5.2 Future Expansion (Committed Funding Source)

Please list expansion projects and their associated costs for the current year and subsequent five-year increments throughout the 20-year planning horizon. In this section, include stormwater system expansion projects or portions of projects with a committed funding source. If you include a portion of a project that is not fully funded, the project's remaining cost must be included in part 5.3, Expansion Projects with No Identified Funding Source.

Though many, if not most, stormwater projects benefit both flood protection and water quality, please use your best judgment to either allocate costs or simply select the primary purpose from the two categories below.

5.2.1 Flood Protection (Committed Funding Source): Provide a list of all scheduled new work, retrofitting and upgrades related to flood protection/flood abatement. Include infrastructure such as storage basins, piping and other conveyances, land purchases for stormwater projects, etc. Also include major hardware purchases such as vector/jet trucks.

5.2.2 Water Quality Projects (Committed Funding Source): Please provide a list of scheduled water quality projects in your jurisdiction, such as treatment basins, alum injection systems, green infrastructure, water quality retrofits, etc., that have a direct stormwater component. The projected expenditures should reflect only those costs.

- If you are party to an adopted BMAP, please include the capital projects associated with stormwater in this table. Include BMAP project number, cost to your jurisdiction, and year(s) that capital improvement costs are to be incurred. For reference, DEP publishes a complete list of adopted BMAP projects as an appendix in their Annual STAR Report.

Expansion Projects with a Committed Funding Source

5.2.1 Flood Protection

Expenditures (in \$thousands)

Project Name	LFY 2021-2022	2022-23 to 2026-27	2027-28 to 2031-32	2032-33 to 2036-37	2037-38 to 2041-42
None planned	0	0	0	0	0

5.2.2 Water Quality

Expenditures (in \$thousands)

Project Name (or, if applicable, BMAP Project Number or ProjID)	LFY 2021-2022	2022-23 to 2026-27	2027-28 to 2031-32	2032-33 to 2036-37	2037-38 to 2041-42
None planned	0	0	0	0	0

Part 5.3 Future Expansion with No Identified Funding Source

Please provide a list of known expansion projects or anticipated need(s) without formal funding commitments(s), formal pledges, or obligations. If you included a portion of a project that was partially covered by a committed source in part 5.2 above, list the projects and their remaining costs below.

5.3.1 Future Flood Protection with No Identified Funding Source: Please provide a list of future flood protection/flood abatement projects, associated land purchases, or major hardware purchases that are needed in your jurisdiction over the next 20 years. Future needs may be based on Master Plans, Comprehensive Plan Elements, Water Control Plans, areas of frequent flooding, hydrologic and hydraulic modeling, public safety, increased frequency of maintenance, desired level of service, flooding complaints, etc.

5.3.2 Future Water Quality Projects with no Identified Funding Source: Please provide a list of future stormwater projects needed in your jurisdiction over the next 20 years that are primarily related to water quality issues. Future needs may be based on proximity to impaired waters or waters with total maximum daily loads (TMDLs), BMAPs, state adopted Restoration Plans, Alternative Restoration Plans, or other local water quality needs.

- If you are party to an adopted BMAP, please list capital projects associated with stormwater. Include BMAP project number, cost to your jurisdiction, and year(s) that capital improvement costs are to be incurred.
- List other future water quality projects, including those in support of local water quality goals as well as those identified in proposed (but not yet adopted) BMAPs.

Expansion Projects with No Identified Funding Source**5.3.1 Flood Protection**

Expenditures (in \$thousands)

Project Name	LFY 2021-2022	2022-23 to 2026-27	2027-28 to 2031-32	2032-33 to 2036-37	2037-38 to 2041-42
None planned	0	0	0	0	0

5.3.2 Water Quality

Expenditures (in \$thousands)

Project Name (or, if applicable, BMAP Project Number or ProjID)	LFY 2021-2022	2022-23 to 2026-27	2027-28 to 2031-32	2032-33 to 2036-37	2037-38 to 2041-42
None planned	0	0	0	0	0

Please indicate which resources or documents you used to complete table 5.3 (check all that apply).

<input checked="" type="checkbox"/>	Stormwater Master Plan
<input checked="" type="checkbox"/>	Basin Studies or Engineering Reports
<input type="checkbox"/>	Adopted BMAP
<input type="checkbox"/>	Adopted Total Maximum Daily Load
<input type="checkbox"/>	Regional or Basin-specific Water Quality Improvement Plan or Restoration Plan
	Specify:
<input type="checkbox"/>	Other(s):

Part 5.4 Stormwater projects that are part of resiliency initiatives related to climate change

Please list any stormwater infrastructure relocation or modification projects and new capital investments specifically needed due to sea level rise, increased flood events, or other adverse effects of climate change. When aggregating, include O&M costs for these future resiliency projects and investments in this table (not in part 5.1). If your jurisdiction participates in a Local Mitigation Strategy (LMS), also include the expenditures associated with your stormwater management system in this category (for example, costs identified on an LMS project list).

Resiliency Projects with a Committed Funding Source

Expenditures (in \$thousands)

Project Name	LFY 2021-2022	2022-23 to 2026-27	2027-28 to 2031-32	2032-33 to 2036-37	2037-38 to 2041-42
None planned	0	0	0	0	0

Resiliency Projects with No Identified Funding Source

Expenditures (in \$thousands)

Project Name	LFY 2021-2022	2022-23 to 2026-27	2027-28 to 2031-32	2032-33 to 2036-37	2037-38 to 2041-42
None planned	0	0	0	0	0

- Has a vulnerability assessment been completed for your jurisdiction's storm water system?
- If no, how many facilities have been assessed?
- Does your jurisdiction have a long-range resiliency plan of 20 years or more?
- If yes, please provide a link if available:
- If no, is a planning effort currently underway?

Part 6.0 The estimated remaining useful life of each facility or its major components (Section 403.9302(3)(e), F.S.)

Rather than reporting the exact number of useful years remaining for individual components, this section is constructed to focus on infrastructure components that are targeted for replacement and will be major expenses within the 20-year time horizon. Major replacements include culverts and pipe networks, control structures, pump stations, physical/biological filter media, etc. Further, the costs of retrofitting when used in lieu of replacement (such as slip lining) should be included in this part. Finally, for the purposes of this document, it is assumed that open storage and conveyance systems are maintained (as opposed to replaced) and have an unlimited service life.

In order to distinguish between routine maintenance projects and the replacement projects to be included in this part, only major expenses are included here. A major expense is defined as any single replacement project greater than 5% of the jurisdiction's total O&M expenditures over the most recent five-year period (such as a project in late 2021 costing more than 5% of the O&M expenditures for fiscal years 2016-2017 to 2020-2021).

If you have more than 5 projects in a particular category, please use the "Additional Projects" tab. There, you can use dropdown lists to choose the project category and whether there is a committed funding source, then enter the project name and expenditure amounts.

End of Useful Life Replacement Projects with a Committed Funding Source

Expenditures (in \$thousands)					
Project Name	LFY 2021-2022	2022-23 to 2026-27	2027-28 to 2031-32	2032-33 to 2036-37	2037-38 to 2041-42
None	0	0	0	0	0

End of Useful Life Replacement Projects with No Identified Funding Source

Expenditures (in \$thousands)					
Project Name	LFY 2021-2022	2022-23 to 2026-27	2027-28 to 2031-32	2032-33 to 2036-37	2037-38 to 2041-42
None	0	0	0	0	0

Part 7.0 The most recent 5-year history of annual contributions to, expenditures from, and balances of any capital account for maintenance or expansion of any facility or its major components. (Section 403.9302(3)(f), F.S.)

This part of the template also addresses a portion of s. 403.9302(3)(g), F.S., by including historical expenditures. Many local governments refer to these as “actual” expenditures.

Consistent with expenditure projections, the jurisdiction’s actual expenditures are categorized into routine O&M, expansion, resiliency projects, and replacement of aging infrastructure. Additionally, the table includes space for reserve accounts. EDR’s interpretation of subparagraph 403.9302(3)(f), F.S., is that “capital account” refers to any reserve account developed specifically to cover future expenditures.

Note that for this table:

- Expenditures for local fiscal year 2020-21 can be estimated based on the most current information if final data is not yet available.
- Current Year Revenues include tax and fee collections budgeted for that fiscal year as well as unexpended balances from the prior year (balance forward or carry-over) unless they are earmarked for the rainy day or a dedicated reserve as explained in the following bullets.
- Bond proceeds should reflect only the amount expended in the given year.
- A reserve is a dedicated account to accumulate funds for a specific future expenditure.
- An all-purpose rainy day fund is a type of working capital fund typically used to address costs associated with emergencies or unplanned events.

The sum of the values reported in the "Funding Sources for Actual Expenditures" columns should equal the total "Actual Expenditures" amount. The cells in the "Funding Sources for Actual Expenditures" section will be highlighted red if their sum does not equal the "Actual Expenditures" total.

If you do not have a formal reserve dedicated to your stormwater system, please enter zero for the final two reserve columns.

Routine O&M

	Total	Funding Sources for Actual Expenditures					
	Actual Expenditures	Amount Drawn from Current Year Revenues	Amount Drawn from Bond Proceeds	Amount Drawn from Dedicated Reserve	Amount Drawn from All-Purpose Rainy Day Fund	Contributions to Reserve Account	Balance of Reserve Account
2016-17	61,799	61,799					
2017-18	63,262	63,262					
2018-19	38,940	38,940					
2019-20	58,310	58,310					
2020-21	50,450	50,450					

Expansion

	Total	Funding Sources for Actual Expenditures					
	Actual Expenditures	Amount Drawn from Current Year Revenues	Amount Drawn from Bond Proceeds	Amount Drawn from Dedicated Reserve	Amount Drawn from All-Purpose Rainy Day Fund	Contributions to Reserve Account	Balance of Reserve Account
2016-17	0						
2017-18	0						
2018-19	0						
2019-20	0						
2020-21	0						

Resiliency

	Total	Funding Sources for Actual Expenditures					
	Actual Expenditures	Amount Drawn from Current Year Revenues	Amount Drawn from Bond Proceeds	Amount Drawn from Dedicated Reserve	Amount Drawn from All-Purpose Rainy Day Fund	Contributions to Reserve Account	Balance of Reserve Account
2016-17	0						
2017-18	0						
2018-19	0						
2019-20	0						
2020-21	0						

Replacement of Aging Infrastructure

	Total	Funding Sources for Actual Expenditures					
	Actual Expenditures	Amount Drawn from Current Year Revenues	Amount Drawn from Bond Proceeds	Amount Drawn from Dedicated Reserve	Amount Drawn from All-Purpose Rainy Day Fund	Contributions to Reserve Account	Balance of Reserve Account
2016-17	0						
2017-18	0						
2018-19	0						
2019-20	0						
2020-21	0						

Part 8.0 The local government's plan to fund the maintenance or expansion of any facility or its major components. The plan must include historical and estimated future revenues and expenditures with an evaluation of how the local government expects to close any projected funding gap (Section 403.9302(3)(g), F.S.)

In this template, the historical data deemed necessary to comply with s. 403.9302(3)(g), F.S., was included in part 7.0. This part is forward looking and includes a funding gap calculation. The first two tables will be auto-filled from the data you reported in prior tables. To do this, EDR will rely on this template's working definition of projects with committed funding sources, *i.e.*, EDR assumes that all committed projects have committed revenues. Those projects with no identified funding source are considered to be unfunded. EDR has automated the calculation of projected funding gaps based on these assumptions.

Committed Funding Source	2022-23 to 2026-27	2027-28 to 2031-32	2032-33 to 2036-37	2037-38 to 2041-42
Maintenance	318	356	401	451
Expansion	0	0	0	0
Resiliency	0	0	0	0
Replacement/Aging Infrastructure	0	0	0	0
Total Committed Revenues (=Total Committed Projects)	318	356	401	451

No Identified Funding Source	2022-23 to 2026-27	2027-28 to 2031-32	2032-33 to 2036-37	2037-38 to 2041-42
Maintenance	0	0	0	0
Expansion	0	0	0	0
Resiliency	0	0	0	0
Replacement/Aging Infrastructure	0	0	0	0
Projected Funding Gap (=Total Non-Committed Needs)	0	0	0	0

For any specific strategies that will close or lessen a projected funding gap, please list them in the table below. For each strategy, also include the expected new revenue within the five-year increments.

Strategies for New Funding Sources	2022-23 to 2026-27	2027-28 to 2031-32	2032-33 to 2036-37	2037-38 to 2041-42
Total	0	0	0	0
Remaining Unfunded Needs	0	0	0	0

Additional Table Rows

Choose from the drop-down lists for Project Type and Funding Source Type, then fill in the project name and expenditure estimates.

Rows that are highlighted RED are either missing information in a "Project & Type Information" column or have zero expenditures.

[Link to aggregated table to crosscheck category totals and uncategorized projects.](#)

[illegible]

Project & Type Information			Expenditures (in \$thousands)				
Project Type (Choose from dropdown list)	Funding Source Type (Choose from dropdown list)	Project Name	LFY 2021-2022	2022-23 to 2026-27	2027-28 to 2031-32	2032-33 to 2036-37	2037-38 to 2041-42

Project & Type Information			Expenditures				
Project Type	Funding Source Type		LFY 2021-2022	2022-23 to 2026-27	2027-28 to 2031-32	2032-33 to 2036-37	2037-38 to 2041-42
Expansion Projects, Flood Protection	Committed Funding Source	Aggregated Total	0	0	0	0	0
Expansion Projects, Water Quality	Committed Funding Source	Aggregated Total	0	0	0	0	0
Resiliency Projects	Committed Funding Source	Aggregated Total	0	0	0	0	0
End of Useful Life Replacement Projects	Committed Funding Source	Aggregated Total	0	0	0	0	0
Expansion Projects, Flood Protection	No Identified Funding Source	Aggregated Total	0	0	0	0	0
Expansion Projects, Water Quality	No Identified Funding Source	Aggregated Total	0	0	0	0	0
Resiliency Projects	No Identified Funding Source	Aggregated Total	0	0	0	0	0
End of Useful Life Replacement Projects	No Identified Funding Source	Aggregated Total	0	0	0	0	0

Total of Projects without Project Type and/or Funding Source Type			0	0	0	0	0
--	--	--	----------	----------	----------	----------	----------

MERITUS

P A R K P L A C E C D D

STATUS REPORT

TO: Board of Supervisors

FROM: Brian Howell

DATE: June 8, 2022

SUBJECT: Management Report

Improvements:

1. The synthetic grass has been delivered to our contractor. Yellowstone is in the process of doing some additional prep work that the contractor requested today (7th). Synthetic turf should be going in by the 17th or earlier
2. Per Celia, we should be ready to bid out the wall/signage project within the next 30-40 days. The county had a few requests on saving as many trees as possible and a slight revision to the wall at the estates regarding the column size. Celia does not think this is a major issue. She believes that we should be able to begin the wall project this fall, and the wall should be installed within 30 days as we discussed last month. We will look to send a notice to all owners before the project starts who will be affected by the wall construction and let them know their yards should only be exposed for 30 days. We anticipate all the hardscape/signage elements to be completed by the end of the year.
3. The clean out on the Mandolin estates pond will be completed by our meeting next week if not sooner.

Action Items

1. Please see enclosed staff reports
2. Phil will go over his projects at the meeting.
3. Please send me any consent agenda questions prior to the meeting so I can answer them for you.
4. Tim from Yellowstone will be attending the meeting to go over the summer schedule and he will have a few proposals for highland Park that can be funded from the construction fund.

Have a great week. Brian

Minutes of the Continued Regular Meeting

The Continued Regular Meeting of the Board of Supervisors for Park Place Community Development District was held on **Wednesday, May 25, 2022, at 11:00 a.m. at the Lake House located at 11740 Casa Lago Lane, Tampa, FL 33626.**

1. CALL TO ORDER/ROLL CALL

Brian Howell called the Continued Regular Meeting of the Board of Supervisors of the Park Place Community Development District to order on **Wednesday, May 25, 2022, at 11:00 a.m.**

Board Members Present and Constituting a Quorum:

Cathy Kinser- Powell	Vice-Chair
Andrea Jackson	Supervisor
David Levy	Supervisor

Staff Members Present:

Brian Howell	District Manager, Meritus
Angie Grunwald	District Manager, Meritus
Phil Chang	District Engineer, Johnson Engineering

There were six (6) resident audience members in attendance.

2. PUBLIC COMMENT ON AGENDA ITEMS

An audience member asked questions on road repaving.

3. VENDOR/STAFF REPORTS

A. District Engineer

District Engineer Chang went over his report and noted he was working on the final items on punch list with contractor. There were a couple of areas holding water that were brought up by residents and Mr. Chang will review and advise the board. Mr. Chang has pricing for striping on the reserves and touching up other area, adding a new sign where curb work was done and for adding a new curb on the alley where perfect place meets canopy.

49
50
51
52
53
54
55

MOTION TO:	Approve all work with a cap not to exceed 11k
MADE BY:	Supervisor Levy
SECONDED BY:	Supervisor Kinser- Powell
DISCUSSION:	None further
RESULT:	Called to Vote: Motion PASSED
	3/0 - Motion passed unanimously

56
57 The Board asked Mr. Chang to check stop sign and ensure it is straight over at the reserves.
58 Mr. Chang noted he was still working with county on right of way permit.
59

60 **B. District Counsel**

61 **i. Parking Policy**
62

63 The Board reviewed and discussed the parking policy.
64

65
66
67
68
69
70
71

MOTION TO:	To adopt parking policy changes but revise to reflect RVs, boats etc. are prohibited
MADE BY:	Supervisor Jackson
SECONDED BY:	Supervisor Levy
DISCUSSION:	None further
RESULT:	Called to Vote: Motion PASSED
	3/0 - Motion passed unanimously

72
73 **4. BUSINESS ITEMS**

74 **A. Acceptance of Financial Report for FY Ending September 30, 2022**
75

76 Mr. Howell announced the 2021 audit was completed and it came back clean as in previous
77 years.
78

79
80
81
82
83
84

MOTION TO:	Accept the 2021 Audit.
MADE BY:	Supervisor Levy
SECONDED BY:	Supervisor Kinser- Powell
DISCUSSION:	None further
RESULT:	Called to Vote: Motion PASSED
	3/0 - Motion passed unanimously

85
86
87

88 **B. Consideration of Resolution 2022-01; Adopting FY 2023 Proposed Budget &**
89 **Setting Public Hearing**

90
91 Mr. Howell went over budget and stated the CDD was in good financial shape and the present
92 Board, and the previous Boards had done an excellent job in managing the funds to ensure
93 reserves were adequate while keeping fees stable. The Board recommends no increase to the
94 O&M for 2023. The Board agreed and thanked Mr. Howell and Meritus for all their hard work
95 over the years.
96

97	MOTION TO:	Approve Resolution 2022-01.
98	MADE BY:	Supervisor Levy
99	SECONDED BY:	Supervisor Jackson
100	DISCUSSION:	None further
101	RESULT:	Called to Vote: Motion PASSED
102		3/0 - Motion passed unanimously

103
104 **C. Consideration of Resolution 2022-02; Requesting the Supervisors of Election to**
105 **Conduct General Elections**

106 **D. Announcement of Qualified Electors**

107 **E. 2022 Election Process**
108

109 Mr. Howell went over the qualifying period for the open Board seats this fall.
110

111	MOTION TO:	Approve Resolution 2022-2.
112	MADE BY:	Supervisor Levy
113	SECONDED BY:	Supervisor Kinser- Powell
114	DISCUSSION:	None further
115	RESULT:	Called to Vote: Motion PASSED
116		3/0 - Motion passed unanimously

117
118 Mr. Howell announced there were 1629 qualified electors within the CDD.
119
120
121
122
123
124
125
126
127
128
129

130 **F. Discussion on Capital Improvements**

131 **G. Discussion on Pond 11 Littoral Zone Removal Proposal.**

132
133 The Board reviewed aquatics proposal to clean out pond 11 and Mr. Howell noted we did not
134 need approval from SWFWMD.
135

MOTION TO:	Approve the Pond 11 Removal Proposal for \$14,071.90.
MADE BY:	Supervisor Kinser- Powell
SECONDED BY:	Supervisor Levy
DISCUSSION:	None further
RESULT:	Called to Vote: Motion PASSED 3/0 - Motion passed unanimously

143
144
145 **5. CONSENT AGENDA**

146 **A. Consideration of Board of Supervisors Regular Meeting Minutes April 20, 2022,**

147 **B. Consideration of Operations and Maintenance Expenditures March 2022**

148 **C. Review of Financials Statements Month Ending March 31, 2022**

149
150 The Board reviewed the Consent Agenda items and financial statements.
151

MOTION TO:	Approve the Consent Agenda A-C.
MADE BY:	Supervisor Levy
SECONDED BY:	Supervisor Kinser- Powell
DISCUSSION:	None further
RESULT:	Called to Vote: Motion PASSED 3/0 - Motion passed unanimously

158
159 **6. MANAGEMENT REPORTS**

160 **A. District Manager's Report**

161 **i. Community Inspection Reports**

162 **ii. Fountain Reports**
163

164 The Board reviewed staff reports and waiting on synthetic grass for playground, and it should be
165 here by next week being the last piece to be completed. Wall/signage permitting is going well
166 and should have greenlight within next thirty (30) days to where the CDD can bid out the project.
167
168
169
170
171

172 **7. SUPERVISOR REQUESTS**

173
174 The Board comments on weeds in brick pavers, missing plants at reserve entrance, boulders need
175 put back on pavers in mandolin, need sign tightened up on pond, plant by new meter needs
176 replaced, holes along sidewalk on citrus park drive needs repaired, flag at calf path needs
177 replaced. Stones on racetrack road needs replaced, send Supervisor Jackson landscape proposals,
178 general detail and weeding needs improved. Bike rack by bus stop was approved by board
179 (unanimous consent) and area needs detailed for five hundred (\$500) dollars.
180

181 **8. AUDIENCE QUESTIONS, COMMENTS AND DISCUSSION**

182
183 An audience expressed his/her concern regarding the landscape at country way entrance and
184 Windsor place, aeration system, weeds in pavers, moving CDD meeting to a later time, rusted
185 post by clock, get trash cans and dog stations added on citrus park drive, no fishing signs.
186
187

188 **9. ADJOURNMENT**

189
190
191
192
193
194
195
196
197
198
199
200
201
202
203
204
205
206
207
208
209
210
211
212
213
214
215

MOTION TO:	Adjourn at 12:11 p.m.
MADE BY:	Supervisor Levy
SECONDED BY:	Supervisor Kinser-Powell
DISCUSSION:	None further
RESULT:	Called to Vote: Motion PASSED
	3/0 - Motion passed unanimously

216
217 *These minutes were done in summary format.
218

219 *A copy of the audio recording is available on request.
220

221 *Each person who decides to appeal any decision made by the Board with respect to any matter
222 considered at the meeting is advised that person may need to ensure that a verbatim record of the
223 proceedings is made, including the testimony and evidence upon which such appeal is to be based.

224 Meeting minutes were approved at a meeting by vote of the Board of Supervisors at a publicly
225 noticed meeting held on _____.
226

227
228 _____
229 Signature

230
231 _____
232 Printed Name

233
234 Title:

235 ☐ Chairman

236 ☐ Vice Chairman
237

228 _____
229 Signature

230
231 _____
232 Printed Name

233
234 Title:

235 ☐ Secretary

236 ☐ Assistant Secretary
237

238
239 Recorded by Records Administrator
240

241 _____
242 Signature

243
244 _____
245 Date

238
239
240
241
242
243
244
245
Official District Seal

Park Place Community Development District Summary of Operations and Maintenance Invoices

Vendor	Invoice/Account Number	Amount	Vendor Total	Monthly Budget	Comments/Description
Monthly Contract					
Cypress Creek Aquatics	1145	\$ 3,160.00			HP - Aquatic Maintenance - 4/1/2022
Yellowstone	344920	18,651.67			HP - Landscape Maintenance - April 2022
Monthly Contract Sub-Total		\$ 21,811.67			

Variable Contract					
Supervisor: Andrea Jackson	AJ 042022	\$ 200.00			Supervisor Fee - 04/20/2022
Supervisor: Cathy Powell	SCP 042022	200.00			Supervisor Fee - 04/20/2022
Supervisor: David Levy	DL 042022	200.00			Supervisor Fee - 04/20/2022
Supervisor: Doris Cockerell	DC 042022	200.00			Supervisor Fee - 04/20/2022
Supervisor: Erica Lavina	EL 042022	200.00			Supervisor Fee - 04/20/2022
Variable Contract Sub-Total		\$ 1,000.00			

Utilities					
BOCC	1923999022 041422	\$ 52.77		\$ 145.83	WM - Reclaimed Water Services thru 4/07/2022
Frontier	8138187058 040122	193.91			WM - Communications Service thru 04/30/2022
Tampa Electric	221006629085 032522	350.58			WM - Electric Services thru 3/21/2022
Tampa Electric	221006630208 032522	41.34			WM - Electric Services thru 3/21/2022
Tampa Electric	221007862958 032522	208.41			WM - Electric Services thru 3/21/2022
Tampa Electric	221008555171 032522	263.11			WM - Electric Service thru 03/21/2022
Tampa Electric	311000010091 040522	4,738.92	\$ 5,602.36		HP/WM - Electric Services thru 3/23/2022
Utilities Sub-Total		\$ 5,849.04			

Regular Services					
Charles Aquatic, Inc.	44840	\$ 125.00			WM - Quarterly Fountain Maintenance - 5/1/2022

Park Place Community Development District Summary of Operations and Maintenance Invoices

Vendor	Invoice/Account Number	Amount	Vendor Total	Monthly Budget	Comments/Description
Charles Aquatics, Inc.	44839	125.00			WM - Quarterly Fountain Maintenance - 5/2/2022
Cypress Creek Aquatics	1150	241.00			HP/WM - Aquatic Maintenance - 4/11/2022
Don Harrison Enterprises	2873	425.00			WM - Maintenance Services 3/24/2022
Don Harrison Enterprises	2879	350.00			WM - Maintenance Services 3/29/2022
Don Harrison Enterprises	2885	253.20	\$ 1,028.20		HP - Maintenance Services - 4/14/2022
DoorKing Inc.	1785519	317.90			WM - IM Systems Subscription thru 4/6/2023
Johnson Engineering Inc.	20181258 000 42	4,560.00			Admin - Professional Fees thru 03/06/2022
Johnson Engineering Inc.	20181258 002 1	760.00			WM - Professional Services thru 03/06/2022
Johnson Engineering Inc.	20181258 000 43	3,420.00			HP - Professional Services thru 4/10/2022
Johnson Engineering Inc.	20181258 002 2	570.00	\$ 9,310.00		WM - Professional Services thru 4/10/2022
Spearem Enterprises	5260	300.00			HP - Weekly Fountain Maintenance - April 2022
Spearem Enterprises	5261	325.00			HP - Highland Park Playground Maintenance thru 4/11/2022
Spearem Enterprises	5262	574.00	\$ 1,199.00		WM/HP - Dog Waste Disposal thru 4/11/2022
Yellowstone	341589	2,937.60			HP/WM - Landscape Maintenance 3/25/2022
Yellowstone	352492	750.00			WM - Irrigation Enhancement - April Mainline Repair - 5/13/2022
Yellowstone	352493	477.38	\$ 4,164.98		HP - Irrigation Enhancement - March Irrigation Repairs - 5/13/2022
Regular Services Sub-Total		\$ 16,511.08			
Additional Services					
Additional Services Sub-Total		\$ 0.00			

Park Place Community Development District Summary of Operations and Maintenance Invoices

Vendor	Invoice/Account Number	Amount	Vendor Total	Monthly Budget	Comments/Description
TOTAL:		\$ 45,171.79			

Approved (with any necessary revisions noted):

Signature

Printed Name

Title (check one):

☐ Chairman ☐ Vice Chairman ☐ Assistant Secretary

Cypress Creek Aquatics, Inc.
 12231 Main St Unit 1196
 San Antonio, FL 33576




Invoice

Date	Invoice #
4/1/2022	1145

Bill To
Park Place CDD c/o Meritus Corp 2005 Pan Am Circle, Suite 300 Tampa, FL 33607

Ship To

P.O. Number	Terms	Project
	Net 30	Maintenance Agreement

Quantity	Item Code	Description	Price Each	Amount
1	Aquatic Maintenance	Aquatic Maintenance 1. Floating Vegetation Control 2. Filamentous Algae Control 3. Submersed vegetation Control 4. Shoreline grass & brush control 5. Perimeter trash cleanup	3,160.00	3,160.00
				

Total	\$3,160.00
--------------	-------------------

**Bill To:**

Park Place CDD
c/o Meritus
c/o Meritus Communities
2005 Pan Am Circle, Suite 300
Tampa, FL 33607

Property Name: Park Place CDD

INVOICE

INVOICE #	INVOICE DATE
TM 344920	4/1/2022
TERMS	PO NUMBER
Net 30	

Remit To:

Yellowstone Landscape
PO Box 101017
Atlanta, GA 30392-1017

Invoice Due Date: May 1, 2022

Invoice Amount: \$18,651.67

Description	Current Amount
Monthly Landscape Maintenance April 2022	\$18,651.67


Excellence
IN COMMERCIAL LANDSCAPING

Invoice Total

\$18,651.67

Should you have any questions or inquiries please call (386) 437-6211.

PARK PLACE CDD

MEETING DATE: April 20, 2022

DMS Staff Signature _____

B. M.

SUPERVISORS	CHECK IF IN ATTENDANCE	STATUS	PAYMENT AMOUNT
David Levy	✓	Salary Accepted	\$200
Cathy Powell	✓	Salary Accepted	\$200
Erica Lavina	✓	Salary Accepted	\$200
Andrea Jackson	✓	Salary Accepted	\$200
Doris Haley Cockerell	✓	Salary Accepted	\$200

AJ 042022

PARK PLACE CDD

MEETING DATE: April 20, 2022

DMS Staff Signature _____

B. M.

SUPERVISORS	CHECK IF IN ATTENDANCE	STATUS	PAYMENT AMOUNT
David Levy	✓	Salary Accepted	\$200
Cathy Powell	✓	Salary Accepted	\$200
Erica Lavina	✓	Salary Accepted	\$200
Andrea Jackson	✓	Salary Accepted	\$200
Doris Haley Cockerell	✓	Salary Accepted	\$200

CP042022

PARK PLACE CDD

MEETING DATE: April 20, 2022

DMS Staff Signature _____

B. M.

SUPERVISORS	CHECK IF IN ATTENDANCE	STATUS	PAYMENT AMOUNT
David Levy	✓	Salary Accepted	\$200
Cathy Powell	✓	Salary Accepted	\$200
Erica Lavina	✓	Salary Accepted	\$200
Andrea Jackson	✓	Salary Accepted	\$200
Doris Haley Cockerell	✓	Salary Accepted	\$200

DL 042022

PARK PLACE CDD

MEETING DATE: April 20, 2022

DMS Staff Signature _____

B. M.

SUPERVISORS	CHECK IF IN ATTENDANCE	STATUS	PAYMENT AMOUNT
David Levy	✓	Salary Accepted	\$200
Cathy Powell	✓	Salary Accepted	\$200
Erica Lavina	✓	Salary Accepted	\$200
Andrea Jackson	✓	Salary Accepted	\$200
Doris Haley Cockerell	✓	Salary Accepted	\$200

DC 042022

PARK PLACE CDD

MEETING DATE: April 20, 2022

DMS Staff Signature _____

B. M.

SUPERVISORS	CHECK IF IN ATTENDANCE	STATUS	PAYMENT AMOUNT
David Levy	✓	Salary Accepted	\$200
Cathy Powell	✓	Salary Accepted	\$200
Erica Lavina	✓	Salary Accepted	\$200
Andrea Jackson	✓	Salary Accepted	\$200
Doris Haley Cockerell	✓	Salary Accepted	\$200

EL042022



Hillsborough
County Florida

M-Page 1 of 2

CUSTOMER NAME	ACCOUNT NUMBER	BILL DATE	DUE DATE
PARK PLACE CDD	1923999022	04/14/2022	05/05/2022



Summary of Account Charges

Previous Balance	\$47.24
Net Payments - Thank You	\$-47.24
Total Account Charges	\$52.77

AMOUNT DUE	\$52.77
------------	---------

Important Message

Move to Paperless Billing. All customers with a valid email address on file are being defaulted to paperless billing. To opt out of paperless before July 1, log in at HCFLGov.net/WaterBill and select paper delivery.

This is your summary of charges. Detailed charges by premise are listed on the following page(s)

Received
APR 20 2022



Hillsborough
County Florida

Make checks payable to: **BOCC**

ACCOUNT NUMBER: 1923999022



ELECTRONIC PAYMENTS BY CHECK OR

Automated Payment Line: (813) 276 8526
Internet Payments: HCFLGov.net/WaterBill
Additional Information: HCFLGov.net/Water



THANK YOU!



PARK PLACE CDD
2005 PAN AM CIR STE 300
TAMPA FL 33607-6008

80 8

DUE DATE	05/05/2022
AMOUNT DUE	\$52.77
AMOUNT PAID	

0019239990229 00000052779



Hillsborough
County Florida

CUSTOMER NAME	ACCOUNT NUMBER	BILL DATE	DUE DATE
PARK PLACE CDD	1923999022	04/14/2022	05/05/2022

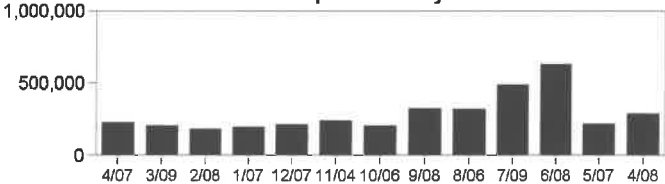
Service Address: 11741 CITRUS PARK DR
M-Page 2 of 2

METER NUMBER	PREVIOUS DATE	PREVIOUS READ	PRESENT DATE	PRESENT READ	CONSUMPTION	READ TYPE	METER DESCRIPTION
29599843	03/09/2022	445940	04/07/2022	448220	228000 GAL	ACTUAL	RECLAIM

Service Address Charges

Reclaimed Water Charge	\$38.72
Total Service Address Charges	\$38.72

Consumption History



Hillsborough
County Florida

CUSTOMER NAME	ACCOUNT NUMBER	BILL DATE	DUE DATE
PARK PLACE CDD	1923999022	04/14/2022	05/05/2022

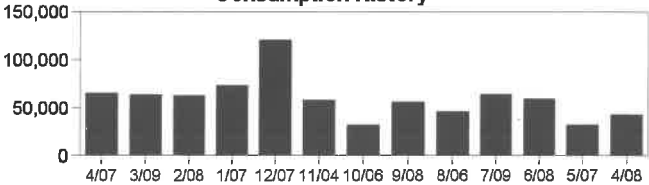
Service Address: 11698 CITRUS PARK DR
M-Page 2 of 2

METER NUMBER	PREVIOUS DATE	PREVIOUS READ	PRESENT DATE	PRESENT READ	CONSUMPTION	READ TYPE	METER DESCRIPTION
29599847B	03/09/2022	81897	04/07/2022	82549	65200 GAL	ACTUAL	RECLAIM

Service Address Charges

Reclaimed Water Charge	\$14.05
Total Service Address Charges	\$14.05

Consumption History



Account Summary

New Charges Due Date	4/25/22
Billing Date	4/01/22
Account Number	813-818-7058-022619-5
PIN	0363
Previous Balance	91.84
Payments Received Thru 4/01/22	.00
Balance Forward	91.84
New Charges	102.07
Total Amount Due	\$193.91





Reap the Rewards
With our Business Referral Program


Know a business that could use Frontier Internet service? Earn up to \$5,000 for each referral that signs up.

business.frontier.com/referral-program

Ways to Pay Your Bill

 frontier.com/pay

 **800.801.6652**

 **Auto Pay**
frontier.com/SignUpForAutopay

6

Frontier

P.O. Box 709, South Windsor, CT 06074-9998

AV 01 007182 29994H 29 A**5DGT

|||||

PARK PLACE CDD
2005 PAN AM CIR STE 300
TAMPA, FL 33607-6008

PAYMENT STUB

Total Amount Due **\$193.91**

New Charges Due Date 4/25/22

Account Number 813-818-7058-022619-5

Please do not send correspondence with your payment. Make checks payable to Frontier.

Amount Enclosed \$

To change your billing address, call 1-800-921-8102

Received
APR 08 2022

FRONTIER
PO BOX 740407
CINCINNATI OH 45274-0407

|||||

947032813818705802261900000091840000193915

Say goodbye to stamps, envelopes and checks

With Frontier Paperless Billing, paying and viewing your bill is just a click away.

frontier.com/GoPaperless

For help: Customer Service at frontier.com/HelpCenter or chat at frontier.com/chat.
Visually impaired/TTY customers, call 1.877.462.6606. For languages other than English or Spanish, call 1.833.557.1929.

PAYING YOUR BILL, LATE PAYMENTS, RETURNED CHECK FEES and PAST DUE BALANCES

You are responsible for all legitimate, undisputed charges on your bill. Paying by check authorizes Frontier to make a one-time electronic funds transfer from your account, as early as the day your check is received. When making an online payment, please allow time for the transfer of funds. If funds are received after the due date, you may be charged a fee, your service may be interrupted and you may incur a reconnection charge to restore service. A fee may be charged for a bank returned check. Continued nonpayment of undisputed charges (incl. 900 and long distance charges) may result in collection action and a referral to credit reporting agencies, which may affect your credit rating.

IMPORTANT CONSUMER MESSAGES

You must pay all basic local service charges to avoid basic service disconnection. Failure to pay other charges will not cause disconnection of your basic service but this may cause other services to be terminated. Frontier Bundles may include charges for both basic and other services. Frontier periodically audits its bills to ensure accuracy which may result in a retroactive or future billing adjustment.

Internet speed, if noted, is the maximum wired connection speed for selected tier; Wi-Fi speeds may vary; actual and average speed may be slower and depends on multiple factors. Performance details are at frontier.com/internetdisclosures.

SERVICE TERMS

Visit frontier.com/terms, frontier.com/tariffs or call Customer Service for information on tariffs, price lists and other important Terms, Conditions and Policies ("Terms") related to your voice, Internet and/or video services including limitations of liability, early termination fees, the effective date of and billing for the termination of service(s) and other important information about your rights and obligations, and ours. Frontier's Terms include a binding arbitration provision to resolve customer disputes (frontier.com/terms/arbitration). **Video and Internet services are subscription-based and are billed one full month in advance. Video and/or Internet service subscription cancellations and any early termination fees are effective on the last day of your Frontier billing cycle. No partial month credits or refunds will be provided for previously billed service subscriptions.** By using or paying for Frontier services, you are agreeing to these Terms and that disputes will be resolved by individual arbitration. By providing personal information to Frontier you are also agreeing to Frontier's Privacy Policy posted at www.frontier.com.

IF YOU HAVE ANY QUESTIONS, BILLING CONCERN, OR RECURRING ISSUES, PLEASE CONTACT OUR FLORIDA- BASED CUSTOMER CARE TEAM AT 1-888-457-4110. OUR FLORIDA TEAM IS EAGER TO HELP YOU GET SPECIALIZED ATTENTION.

CURRENT BILLING SUMMARY

Local Service from 04/01/22 to 04/30/22

Qty Description	813/818-7058.0	Charge
Basic Charges		
Business Line		42.00
Multi-Line Federal Subscriber Line Charge		8.73
Carrier Cost Recovery Surcharge		5.99
Access Recovery Charge Multi-Line Business		3.32
Frontier Roadwork Recovery Surcharge		1.75
Other Charges-Detailed Below		10.38
FL State Communications Services Tax		3.25
County Communications Services Tax		3.18
Federal USF Recovery Charge		2.87
Federal Excise Tax		1.67
FCA Long Distance - Federal USF Surcharge		1.43
FL State Gross Receipts Tax		1.22
Hillsborough County 911 Surcharge		.40
FL State Gross Receipts Tax		.10
FL Telecommunications Relay Service		.10
Total Basic Charges		86.39
Non Basic Charges		
Federal Primary Carrier Multi Line Charge		5.99
FCA Long Distance - Federal USF Surcharge		1.43
FL State Communications Services Tax		.36
County Communications Services Tax		.36
Total Non Basic Charges		8.14
Toll/Other		
Frontier Long Distance Business Plan		4.99
Frontier Com of America -Detailed Below		.56
FCA Long Distance - Federal USF Surcharge		1.29
FL State Communications Services Tax		.34
County Communications Services Tax		.34
FL State Gross Receipts Tax		.01
FL State Gross Receipts Tax		.01
Total Toll/Other		7.54

TOTAL 102.07

** ACCOUNT ACTIVITY **

Qty Description	Order Number	Effective Dates	
1 Late Payment Fee		4/01	10.38
813/818-7058		Subtotal	10.38
		Subtotal	10.38

Detail of Frontier Com of America Charges

Toll charged to 813/818-7058

Ref #	Date	Time	Min	*Type	Place and Number Called	Charge
1	MAR 04	6:00P	.3	DD	FORT WAYNE IN (260)515-2059	.03
2	MAR 07	12:02P	.9	DD	FERNADNBCH FL (904)557-8898	.07
3	MAR 08	10:55A	.6	DD	FERNADNBCH FL (904)557-8898	.05
4	MAR 12	6:12P	.5	DD	FORT WAYNE IN (260)515-2059	.04
5	MAR 12	6:12P	.3	DD	FORT WAYNE IN (260)515-2059	.03
6	MAR 14	7:29P	.3	DD	FORT WAYNE IN (260)515-2059	.03
7	MAR 16	4:41P	.3	DD	TUCSON AZ (520)991-6827	.03
8	MAR 16	7:24P	.3	DD	FORT WAYNE IN (260)515-2059	.03
9	MAR 19	5:47P	.3	DD	FORT WAYNE IN (260)515-2059	.03
10	MAR 22	12:22P	.3	DD	FORT WAYNE IN (260)515-2059	.03
11	MAR 24	1:13P	.8	DD	ATLANTA GA (404)783-8193	.05
12	MAR 27	1:10P	.6	DD	TERREHAUTE IN (812)239-2330	.05
13	MAR 27	2:16P	.3	DD	FORT WAYNE IN (260)515-2059	.03
14	MAR 27	2:17P	.3	DD	FORT WAYNE IN (260)515-2059	.03
15	MAR 31	5:37P	.3	DD	FORT WAYNE IN (260)515-2059	.03
					813/818-7058 Subtotal	.56

CUSTOMER TALK

If your bill reflects that you owe a Balance Forward, you must make a payment immediately in order to avoid collection activities. You must pay a minimum of \$193.91 by your due date to avoid disconnection of your local service. All other charges should be paid by your due date to keep your account current.

Beginning April 1, 2022, the Federal USF Recovery Charge and the Frontier Long Distance Federal USF Surcharge are decreasing from 25.2% to 23.8% of the taxable interstate and international portions of your phone bill. Both charges support the Universal Service Fund, which keeps local phone service affordable for all Americans by providing discounts on services to schools, libraries, and people living in rural and high-cost areas.

Effective with your next bill, the Carrier Cost Recovery Surcharge will increase to \$8.99 per account. This is a Frontier-imposed surcharge. Questions? Please contact customer service.

PARK PLACE CDD

Date of Bill

Account Number



Legend Call Types:
DD - Day

Call Summary Report

	Calls	Minutes	Amount
Main Number	15	6	.56
**Customer Summary	15	6	.56

Call Summary Report

	Calls	Minutes	Amount
Interstate	13	4	.44
Intrastate	2	1	.12
**Customer Summary	15	6	.56



Statement Date: 03/25/2022

Account: 221006629085

PARK PLACE CDD
11741 CITRUS PARK DR MP
TAMPA, FL 33626-0000

Current month's charges:	\$350.58
Total amount due:	\$350.58
Payment Due By:	04/18/2022

Your Account Summary

Previous Amount Due	\$208.67
Payment(s) Received Since Last Statement	-\$208.67
Current Month's Charges	\$350.58
Total Amount Due	\$350.58

One Less Worry :)

Paperless Billing -
Contact free;
worry free!

Sign up for free today!



tampaelectric.com/paperless

Amount not paid by due date may be assessed a late payment charge and an additional deposit.



SCAM AWARE TIP:

Remember, we will never call to ask for
your credit or debit card info.

tampaelectricblog.com/scamalert

To ensure prompt credit, please return stub portion of this bill with your payment. Make checks payable to TECO.



WAYS TO PAY YOUR BILL



See reverse side for more information

Account: 221006629085

Current month's charges:	\$350.58
Total amount due:	\$350.58
Payment Due By:	04/18/2022

Amount Enclosed \$

645210871534

00001797 02 AV 0.42 33607 FTECO103252223114810 00000 02 01000000 002 02 6398 006



PARK PLACE CDD
2005 PAN AM CIR, STE 300
TAMPA, FL 33607-6008

Received
MAR 30 2022

MAIL PAYMENT TO:
TECO
P.O. BOX 31318
TAMPA, FL 33631-3318

6452108715342210066290850000000350589

Account: 221006629085
Statement Date: 03/25/2022
Current month's charges due 04/18/2022

Details of Charges – Service from 02/19/2022 to 03/21/2022

Service for: 11741 CITRUS PARK DR MP, TAMPA, FL 33626-0000

Rate Schedule: General Service - Non Demand

Meter Number	Read Date	Current Reading	-	Previous Reading	=	Total Used	Multiplier	Billing Period
1000236552	03/21/2022	56,891		53,935		2,956 kWh	1	31 Days

Daily Basic Service Charge	31 days @ \$0.74000	\$22.94
Energy Charge	2,956 kWh @ \$0.07014/kWh	\$207.33
Fuel Charge	2,956 kWh @ \$0.03057/kWh	\$90.36
Storm Protection Charge	2,956 kWh @ \$0.00315/kWh	\$9.31
Clean Energy Transition Mechanism	2,956 kWh @ \$0.00402/kWh	\$11.88
Florida Gross Receipt Tax		\$8.76

Electric Service Cost

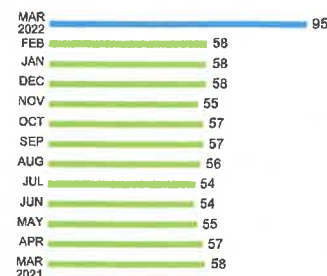
\$350.58

Total Current Month's Charges

\$350.58

Tampa Electric Usage History

Kilowatt-Hours Per Day (Average)



00001797-0006320-Page 3 of 12





ACCOUNT INVOICE

tampaelectric.com



Statement Date: 03/25/2022
Account: 221006630208

PARK PLACE CDD
11698 CITRUS PARK DR
TAMPA, FL 33626-0000

Current month's charges:	\$41.34
Total amount due:	\$41.34
Payment Due By:	04/18/2022

Your Account Summary

Previous Amount Due	\$40.71
Payment(s) Received Since Last Statement	-\$40.71
Current Month's Charges	\$41.34
Total Amount Due	\$41.34

One Less Worry :)

Paperless Billing -
Contact free;
worry free!

Sign up for free today!



tampaelectric.com/paperless

Amount not paid by due date may be assessed a late payment charge and an additional deposit.



SCAM AWARE TIP:

Remember, we will never call to ask for
your credit or debit card info.

tampaelectricblog.com/scamalert

To ensure prompt credit, please return stub portion of this bill with your payment. Make checks payable to TECO.



WAYS TO PAY YOUR BILL



See reverse side for more information

Account: 221006630208

Current month's charges:	\$41.34
Total amount due:	\$41.34
Payment Due By:	04/18/2022

Amount Enclosed \$
645210871535

Received
MAR 30 2022

PARK PLACE CDD
2005 PAN AM CIR, STE 300
TAMPA, FL 33607

MAIL PAYMENT TO:
TECO
P.O. BOX 31318
TAMPA, FL 33631-3318



6452108715352210066302080000000041347

Account: 221006630208
Statement Date: 03/25/2022
Current month's charges due 04/18/2022

Details of Charges – Service from 02/19/2022 to 03/21/2022

Service for: 11698 CITRUS PARK DR, TAMPA, FL 33626-0000

Rate Schedule: General Service - Non Demand

Meter Number	Read Date	Current Reading	-	Previous Reading	=	Total Used	Multiplier	Billing Period
1000265065	03/21/2022	5,983		5,822		161 kWh	1	31 Days

Daily Basic Service Charge	31 days @ \$0.74000	\$22.94
Energy Charge	161 kWh @ \$0.07014/kWh	\$11.29
Fuel Charge	161 kWh @ \$0.03057/kWh	\$4.92
Storm Protection Charge	161 kWh @ \$0.00315/kWh	\$0.51
Clean Energy Transition Mechanism	161 kWh @ \$0.00402/kWh	\$0.65
Florida Gross Receipt Tax		\$1.03

Electric Service Cost


\$41.34

Total Current Month's Charges

\$41.34

Tampa Electric Usage History

Kilowatt-Hours Per Day (Average)





ACCOUNT INVOICE

tampaelectric.com



Statement Date: 03/25/2022

Account: 221007862958

PARK PLACE CDD
C/O PARK PLACE CDD
11232 BLACKSMITH DR, PUMP
TAMPA, FL 33626-2674

Current month's charges:	\$208.41
Total amount due:	\$208.41
Payment Due By:	04/18/2022

Your Account Summary

Previous Amount Due	\$197.37
Payment(s) Received Since Last Statement	-\$197.37
Current Month's Charges	\$208.41
Total Amount Due	\$208.41

One Less Worry :)

Paperless Billing -
Contact free;
worry free!

Sign up for free today!



tampaelectric.com/paperless

Amount not paid by due date may be assessed a late payment charge and an additional deposit.



SCAM AWARE TIP:

Remember, we will never call to ask for
your credit or debit card info.

tampaelectricblog.com/scamalert

To ensure prompt credit, please return stub portion of this bill with your payment. Make checks payable to TECO.



WAYS TO PAY YOUR BILL



See reverse side for more information

Account: 221007862958

Current month's charges:	\$208.41
Total amount due:	\$208.41
Payment Due By:	04/18/2022

Amount Enclosed \$

611877607150

00003212 01 AV 0.42 33607 FTECO103252223114810 00000 02 01000000 005 02 7813 003



PARK PLACE CDD
C/O PARK PLACE CDD
2005 PAN AM CIR, STE 700
TAMPA, FL 33607-2380

Received
MAR 30 2022

MAIL PAYMENT TO:
TECO
P.O. BOX 31318
TAMPA, FL 33631-3318

6118776071502210078629580000000208419

Account: 221007862958
Statement Date: 03/25/2022
Current month's charges due 04/18/2022

Details of Charges – Service from 02/19/2022 to 03/21/2022

Service for: 11232 BLACKSMITH DR, PUMP, TAMPA, FL 33626-2674

Rate Schedule: General Service - Non Demand

Meter Location: FOUNTAIN

Meter Number	Read Date	Current Reading	-	Previous Reading	=	Total Used	Multiplier	Billing Period
1000679633	03/21/2022	35,835		34,164		1,671 kWh	1	31 Days


Daily Basic Service Charge	31 days @ \$0.74000	\$22.94
Energy Charge	1,671 kWh @ \$0.07014/kWh	\$117.20
Fuel Charge	1,671 kWh @ \$0.03057/kWh	\$51.08
Storm Protection Charge	1,671 kWh @ \$0.00315/kWh	\$5.26
Clean Energy Transition Mechanism	1,671 kWh @ \$0.00402/kWh	\$6.72
Florida Gross Receipt Tax		\$5.21
Electric Service Cost		\$208.41

Total Current Month's Charges

\$208.41

Tampa Electric Usage History

Kilowatt-Hours Per Day
(Average)





ACCOUNT INVOICE

tampaelectric.com



Statement Date: 03/25/2022

Account: 221008555171

PARK PLACE CDD
11206 CAVALIER PL, A
TAMPA, FL 33626-2676

Current month's charges:	\$263.11
Total amount due:	\$263.11
Payment Due By:	04/18/2022

Your Account Summary

Previous Amount Due	\$0.00
Payment(s) Received Since Last Statement	\$0.00
Current Month's Charges	\$263.11
Total Amount Due	\$263.11

One Less Worry :)

Paperless Billing -
Contact free;
worry free!

Sign up for free today!



tampaelectric.com/paperless

Amount not paid by due date may be assessed a late payment charge and an additional deposit.



SCAM AWARE TIP:

Remember, we will never call to ask for
your credit or debit card info.

tampaelectricblog.com/scamalert

To ensure prompt credit, please return stub portion of this bill with your payment. Make checks payable to TECO.



WAYS TO PAY YOUR BILL



See reverse side for more information

Account: 221008555171

Current month's charges:	\$263.11
Total amount due:	\$263.11
Payment Due By:	04/18/2022

Amount Enclosed \$ 622988688026

00003665 01 AV 0.42 33607 FTECO103252223114810 00000 02 01000000 006 02 8266 003



PARK PLACE CDD
2005 PAN AM CIR, STE 300
TAMPA, FL 33607-6008

Received
MAR 30 2022

MAIL PAYMENT TO:
TECO
P.O. BOX 31318
TAMPA, FL 33631-3318


6229886880262210085551710000000263113

Account: 221008555171
 Statement Date: 03/25/2022
 Current month's charges due 04/18/2022

Details of Charges – Service from 03/09/2022 to 03/21/2022

Service for: 11206 CAVALIER PL, A, TAMPA, FL 33626-2676

Rate Schedule: General Service - Non Demand

Meter Number	Read Date	Current Reading	-	Previous Reading	=	Total Used	Multiplier	Billing Period
1000845980	03/21/2022	192		0		192 kWh	1	13 Days
Daily Basic Service Charge		13 days @ \$0.74000				\$9.62	Tampa Electric Usage History Kilowatt-Hours Per Day (Average) 	
Energy Charge		192 kWh @ \$0.07014/kWh				\$13.47		
Fuel Charge		192 kWh @ \$0.03057/kWh				\$5.87		
Storm Protection Charge		192 kWh @ \$0.00315/kWh				\$0.60		
Clean Energy Transition Mechanism		192 kWh @ \$0.00402/kWh				\$0.77		
Florida Gross Receipt Tax						\$0.78		
Electric Service Cost						\$31.11		
Other Fees and Charges								
Electric Security Deposit						\$120.00		
Elec Connection Chrg Initial						\$112.00		
Total Other Fees and Charges						\$232.00		
Total Current Month's Charges						\$263.11		

Important Messages

Welcome to Tampa Electric!

Please visit tampaelectric.com/rates for information about your electric rates and charges.

Prorated Bill

Some charges have been prorated where required to reflect a longer or shorter than normal billing period.



Statement Date: 04/05/22

Account: 311000010091

PARK PLACE CDD
2005 PAN AM CIR, STE 300
TAMPA, FL 33607



Current month's charges:	\$4,738.92
Total amount due:	\$4,738.92
Payment Due By:	04/20/22

Your Account Summary

Previous Amount Due	\$4,749.63
Payment(s) Received Since Last Statement	-\$4,749.63
Credit balance after payments and credits	\$0.00
Current Month's Charges	\$4,738.92
Total Amount Due	\$4,738.92

DO NOT PAY. Your account will be drafted on 04/20/22

Things to do:

- ✓ Read new bill carefully
- ✓ Make note of new account number
- ✓ Check out guide on last page
- ✓ Register at tecoaccount.com

Amount not paid by due date may be assessed a late payment charge and an additional deposit.



More options for you.

Visit tecoaccount.com to view and pay your bill, manage your information and more, 24/7 from any device.

53102 53104 53106
4301 4301 4301
\$3963.63 \$580.99 \$194.30

To ensure prompt credit, please return stub portion of this bill with your payment. Make checks payable to TECO.



WAYS TO PAY YOUR BILL



See reverse side for more information

Account: 311000010091

Current month's charges:	\$4,738.92
Total amount due:	\$4,738.92
Payment Due By:	04/20/22

Amount Enclosed

\$

700500002059 DO NOT PAY, YOUR ACCOUNT WILL BE DRAFTED ON 04/20/22

PARK PLACE CDD
2005 PAN AM CIR, STE 300
TAMPA, FL 33607-6008

Received

APR 13 2022

MAIL PAYMENT TO
TECO
P.O. BOX 31318
TAMPA, FL 33631-3318

Contact Information

Residential Customer Care

813-223-0800 (Hillsborough County)
863-299-0800 (Polk County)
888-223-0800 (All other counties)

Commercial Customer Care

866-832-6249

Hearing Impaired/TTY

711

Power Outages Toll-Free

877-588-1010

Energy-Saving Programs

813-275-3909

Mail Payments to

TECO
P.O. Box 31318
Tampa, FL 33631-3318

All Other Correspondence

Tampa Electric
P.O. Box 111
Tampa, FL 33601-0111

Understanding Your Electric Charges

Average kWh per day – The average amount of electricity purchased per day.

Basic Service Charge – A fixed daily amount that covers the cost to provide service to your location. This charge is billed monthly regardless of any electricity used.

Bright Choices™ – The associated fees and charges for leased outdoor lighting services.

Budget Billing – Optional plan averages your home's last 12 monthly billing periods so you pay the same amount for your service each month.

Clean Energy Transition Mechanism (CETM) – A charge to recover costs associated with electric meter upgrades and the closing of certain coal generating plants to support Tampa Electric's transition to produce clean energy.

Energy Charge – For residential, small commercial and lighting customers. Includes the cost (except fuel) of producing and delivering the electricity you purchased, including conservation, environmental and capacity cost recovery charges. For other customers, the three cost recovery charges appear as separate line items.

Estimated – If Tampa Electric was unable to read your meter, "ESTIMATED" will appear. Your meter will be read next month, and any difference will be adjusted accordingly.

Florida Gross Receipts Tax – A tax is imposed on gross receipts from utility services that are delivered to retail customers in Florida, in accordance with Chapter 203 of the Florida Statutes. Utility companies collect the tax from all customers, unless exempt, and remit to the state.

Florida State Tax – A tax imposed on every person who engages in the business of selling or renting tangible personal property at retail in the state, in accordance with Chapter 212 of the Florida Statutes.

Franchise Fee – A fee levied by a municipality for the right to utilize public property to provide electric service. The fee is collected by Tampa Electric and paid to the municipality.

Fuel Charge – Cost of fuel used to produce electricity you purchased. Fuel costs are passed through from fuel suppliers to our customers with no markup or profit to Tampa Electric.

For more information about your bill, please visit tampaelectric.com.

Kilowatt-Hours (kWh) – The basic measurement of electric energy use.

Late Payment Charge – For past due amounts more than \$10, the late payment charge is the greater of \$5 or 1.5% of the past due amount. For past due amounts of \$10 or less, the late payment charge is 1.5% of the past due amount.

Municipal Public Service Tax – Many municipalities levy a tax on the electricity you use. It is collected by Tampa Electric and paid to the municipality.

Past Due – Previous charges that are past due are subject to a late payment charge fee and may result in disconnection.

Rate Schedule – The amount (rate) you pay depends on your customer category. The cost of providing service varies with the customer group.

Share – A Tampa Electric program administered by the Salvation Army and the Catholic Charities Diocese of St. Petersburg that helps pay energy bills of customers in need. If you choose to contribute, your contribution is tax deductible and is matched by Tampa Electric.

Storm Protection Charge – The cost of additional hardening efforts to further protect the power grid from hurricanes or other extreme weather events.

Sun Select™ – The cost of producing energy you purchased from dedicated solar generation facilities. You pay no fuel charge for the Sun Select portion of your bill.

Sun to Go™ – The amount of electricity purchased from solar generating sources serving the Sun to Go program, which provides optional renewable energy purchases in 200 kWh blocks.

Total Amount Due – This month's charges will be past due after the date shown. THIS DATE DOES NOT EXTEND THE DATE ON ANY PREVIOUS BALANCE. It's important that you pay your bill before this date to avoid interruption of service.

Zap Cap Systems™ – Surge protection for your home or business sold separately as a non-energy charge.

Your payment options are:

- Schedule free one-time or recurring payments at tecoaccount.com using a checking or savings account.
- Mail your payment in the enclosed envelope. Please allow sufficient time for delivery.
- Pay in person at an authorized Western Union payment location, which can be found at tampaelectric.com.
- Pay by credit card using KUBRA EZ-PAY at tecoaccount.com or by calling **866-689-6469**.
(A convenience fee will be charged to your bank account or credit card.)

When making your payment, please have your bill or account number available.

Please note: If you choose to pay your bill at a location not listed on our website or provided by Tampa Electric, you are paying someone who is not authorized to act as a payment agent of Tampa Electric. You bear the risk that this unauthorized party will not relay the payment to Tampa Electric and do so in a timely fashion. Tampa Electric is not responsible for payments made to unauthorized agents, including their failure to deliver or timely deliver the payment to us. Such failures may result in late payment charges to your account or service disconnection.

Billed Individual Accounts



00000025-0000306-Page 3 of 20

ACCOUNT NAME	ACCOUNT NUMBER	ADDRESS	AMOUNT
PARK PLACE CDD	211007038386	11742 CITRUS PARK DR TAMPA, FL 33626-0000	\$26.06
MANDOLIN HOA	211015021994	NOELL PURCELL D&F, PH 1 TAMPA, FL 33625-0000	\$1336.62
MANDOLIN HOA	211015022109	CITRUS PARK BL MARINET DR TAMPA, FL 33625-0000	\$1961.81
PARK PLACE CDD	211015022232	MANDOLIN PHASE 2A TAMPA, FL 33625-0000	\$310.47
PARK PLACE CDD	211015022349	MANDOLIN PHASE 3 TAMPA, FL 33625-0000	\$274.90
PARK PLACE CDD	211015022463	MANDOLIN PHASE 2B TAMPA, FL 33625-0000	\$411.32
PARK PLACE CDD	211015022745	14719 BRICK PL TAMPA, FL 33626-0000	\$176.37
PARK PLACE CDD	211015022836	14729 CANOPY DR TAMPA, FL 33626-3356	\$38.83
PARK PLACE CDD	211015022968	14662 CANOPY DR TAMPA, FL 33626-3348	\$32.63
PARK PLACE CDD	211015023099	11513 SPLENDID LN TAMPA, FL 33626-3366	\$52.33
PARK PLACE CDD	211015023214	14691 COTSWOLDS DR LGT TAMPA, FL 33626-0000	\$38.73
PARK PLACE CDD	211015023339	11562 FOUNTAINHEAD DR TAMPA, FL 33626-3321	\$35.15
PARK PLACE CDD	211015023446	14572 COTSWOLDS DR TAMPA, FL 33626-0000	\$43.70

Account: 211007038386
Statement Date: 03/31/22

Details of Charges – Service from 02/19/22 to 03/21/22

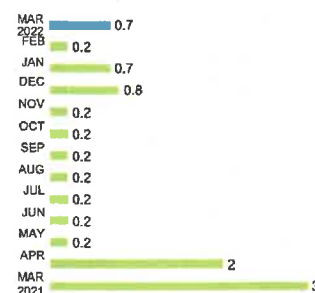
Service for: 11742 CITRUS PARK DR, TAMPA, FL 33626-0000

Rate Schedule: General Service - Non Demand

Meter Number	Read Date	Current Reading	-	Previous Reading	=	Total Used	Multiplier	Billing Period
1000265066	03/21/22	1,711		1,688		23 kWh	1	31 Days
Daily Basic Service Charge			31 days @ \$0.74000		\$22.94	<div><div>Tampa Electric Usage History</div><div>Kilowatt-Hours Per Day (Average)</div><div><div>MAR 20220.7</div><div>FEB0.2</div><div>JAN0.7</div><div>DEC0.8</div><div>NOV0.2</div><div>OCT0.2</div><div>SEP0.2</div><div>AUG0.2</div></div></div>		
Energy Charge			23 kWh @ \$0.07014/kWh		\$1.61			
Fuel Charge			23 kWh @ \$0.03057/kWh		\$0.70			
Storm Protection Charge			23 kWh @ \$0.00315/kWh		\$0.07			
Clean Energy Transition Mechanism			23 kWh @ \$0.00402/kWh		\$0.09			
Florida Gross Receipt Tax					\$0.65			
Electric Service Cost					\$26.06			
Current Month's Electric Charges						\$26.06		

Tampa Electric Usage History

Kilowatt-Hours Per Day
(Average)





ACCOUNT INVOICE

tampaelectric.com



Account: 211015021994
Statement Date: 03/31/22

Details of Charges – Service from 02/19/22 to 03/21/22

Service for: NOELL PURCELL D&F, PH 1, TAMPA, FL 33625-0000

Rate Schedule: Lighting Service

Lighting Service Items LS-1 (Bright Choices) for 31 days

Lighting Energy Charge	1978 kWh @ \$0.03076/kWh	\$60.84
Fixture & Maintenance Charge	23 Fixtures	\$495.88
Lighting Pole / Wire	23 Poles	\$695.80
Lighting Fuel Charge	1978 kWh @ \$0.03008/kWh	\$59.50
Storm Protection Charge	1978 kWh @ \$0.01028/kWh	\$20.33
Clean Energy Transition Mechanism	1978 kWh @ \$0.00033/kWh	\$0.65
Florida Gross Receipt Tax		\$3.62

Lighting Charges

\$1,336.62

Current Month's Electric Charges

\$1,336.62

00000028-0000307-Page 7 of 20



ACCOUNT INVOICE

tampaelectric.com



Account: 211015022109
Statement Date: 03/31/22

Details of Charges – Service from 02/19/22 to 03/21/22

Service for: CITRUS PARK BL MARINET DR, TAMPA, FL 33625-0000

Rate Schedule: Lighting Service

Lighting Service Items LS-1 (Bright Choices) for 31 days

Lighting Energy Charge	1052 kWh @ \$0.03076/kWh	\$32.36
Fixture & Maintenance Charge	43 Fixtures	\$787.35
Lighting Pole / Wire	43 Poles	\$1097.37
Lighting Fuel Charge	1052 kWh @ \$0.03008/kWh	\$31.64
Storm Protection Charge	1052 kWh @ \$0.01028/kWh	\$10.81
Clean Energy Transition Mechanism	1052 kWh @ \$0.00033/kWh	\$0.35
Florida Gross Receipt Tax		\$1.93
Lighting Charges		\$1,961.81
Current Month's Electric Charges		\$1,961.81

00000029-0000397-Page 8 of 20



Account: 211015022232
Statement Date: 03/31/22

Details of Charges – Service from 02/19/22 to 03/21/22

Service for: MANDOLIN PHASE 2A, TAMPA, FL 33625-0000

Rate Schedule: Lighting Service

00000025-0000308-Page 9 of 20

Lighting Service Items LS-1 (Bright Choices) for 31 days

Lighting Energy Charge	183 kWh @ \$0.03076/kWh	\$5.63
Fixture & Maintenance Charge	7 Fixtures	\$118.21
Lighting Pole / Wire	7 Poles	\$178.85
Lighting Fuel Charge	183 kWh @ \$0.03008/kWh	\$5.50
Storm Protection Charge	183 kWh @ \$0.01028/kWh	\$1.88
Clean Energy Transition Mechanism	183 kWh @ \$0.00033/kWh	\$0.06
Florida Gross Receipt Tax		\$0.34

Lighting Charges

\$310.47

Current Month's Electric Charges

\$310.47



ACCOUNT INVOICE

tampaelectric.com



Account: 211015022349
Statement Date: 03/31/22

Details of Charges – Service from 02/19/22 to 03/21/22

Service for: MANDOLIN PHASE 3, TAMPA, FL 33625-0000

Rate Schedule: Lighting Service

Lighting Service Items LS-1 (Bright Choices) for 31 days

Lighting Energy Charge	204 kWh @ \$0.03076/kWh	\$6.28
Fixture & Maintenance Charge	6 Fixtures	\$106.64
Lighting Pole / Wire	6 Poles	\$153.30
Lighting Fuel Charge	204 kWh @ \$0.03008/kWh	\$6.14
Storm Protection Charge	204 kWh @ \$0.01028/kWh	\$2.10
Clean Energy Transition Mechanism	204 kWh @ \$0.00033/kWh	\$0.07
Florida Gross Receipt Tax		\$0.37

Lighting Charges **\$274.90**

Current Month's Electric Charges **\$274.90**

00000028-0000308-Page 10 of 20



Account: 211015022463
Statement Date: 03/31/22

Details of Charges – Service from 02/19/22 to 03/21/22

Service for: MANDOLIN PHASE 2B, TAMPA, FL 33625-0000

Rate Schedule: Lighting Service

Lighting Service Items LS-1 (Bright Choices) for 31 days

Lighting Energy Charge	246 kWh @ \$0.03076/kWh	\$7.57
Fixture & Maintenance Charge	9 Fixtures	\$163.34
Lighting Pole / Wire	9 Poles	\$229.95
Lighting Fuel Charge	246 kWh @ \$0.03008/kWh	\$7.40
Storm Protection Charge	246 kWh @ \$0.01028/kWh	\$2.53
Clean Energy Transition Mechanism	246 kWh @ \$0.00033/kWh	\$0.08
Florida Gross Receipt Tax		\$0.45
Lighting Charges		\$411.32
Current Month's Electric Charges		\$411.32

00000028-0000309-Page 11 of 20



ACCOUNT INVOICE

tampaelectric.com



Account: 211015022745
Statement Date: 03/31/22

Details of Charges – Service from 02/23/22 to 03/23/22

Service for: 14719 BRICK PL, TAMPA, FL 33626-0000

Rate Schedule: General Service - Non Demand

Meter Number	Read Date	Current Reading	-	Previous Reading	=	Total Used	Multiplier	Billing Period
1000152133	03/23/22	49,373		47,978		1,395 kWh	1	29 Days
Daily Basic Service Charge		29 days @ \$0.74000				\$21.46	Tampa Electric Usage History Kilowatt-Hours Per Day (Average)	
Energy Charge		1,395 kWh @ \$0.07014/kWh				\$97.85		
Fuel Charge		1,395 kWh @ \$0.03057/kWh				\$42.65		
Storm Protection Charge		1,395 kWh @ \$0.00315/kWh				\$4.39		
Clean Energy Transition Mechanism		1,395 kWh @ \$0.00402/kWh				\$5.61		
Florida Gross Receipt Tax						\$4.41		
Electric Service Cost						\$176.37		
Current Month's Electric Charges						\$176.37		



Account: 211015022836
Statement Date: 03/31/22

Details of Charges – Service from 02/23/22 to 03/23/22

Service for: 14729 CANOPY DR, TAMPA, FL 33626-3356

Rate Schedule: General Service - Non Demand

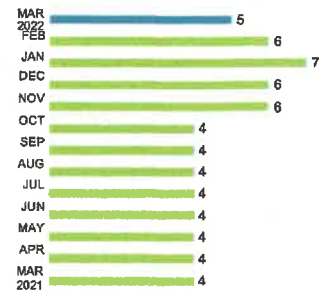
00000023-0000310-Page 13 of 20

Meter Number	Read Date	Current Reading	-	Previous Reading	=	Total Used	Multiplier	Billing Period
1000206733	03/23/22	4,968		4,816		152 kWh	1	29 Days
Daily Basic Service Charge			29 days @ \$0.74000			\$21.46	Tampa Electric Usage History	
Energy Charge			152 kWh @ \$0.07014/kWh			\$10.66	Kilowatt-Hours Per Day (Average)	
Fuel Charge			152 kWh @ \$0.03057/kWh			\$4.65		
Storm Protection Charge			152 kWh @ \$0.00315/kWh			\$0.48		
Clean Energy Transition Mechanism			152 kWh @ \$0.00402/kWh			\$0.61		
Florida Gross Receipt Tax						\$0.97		
Electric Service Cost						\$38.83		
Current Month's Electric Charges						\$38.83		

Month	Usage (kWh)
MAR 2022	5
FEB	6
JAN	7
DEC	6
NOV	6
OCT	4
SEP	4
AUG	4

Tampa Electric Usage History

Kilowatt-Hours Per Day
(Average)





ACCOUNT INVOICE

tampaelectric.com




Account: 211015022968
Statement Date: 03/31/22

Details of Charges – Service from 02/23/22 to 03/23/22

Service for: 14662 CANOPY DR, TAMPA, FL 33626-3348

Rate Schedule: General Service - Non Demand

Meter Location: Area Light

Meter Number	Read Date	Current Reading	-	Previous Reading	=	Total Used	Multiplier	Billing Period																		
1000198591	03/23/22	3,588		3,492		96 kWh	1	29 Days																		
Daily Basic Service Charge			29 days @ \$0.74000			\$21.46	<div>Tampa Electric Usage History</div> <div>Kilowatt-Hours Per Day (Average)</div>  <table><thead><tr><th>Month</th><th>Usage (kWh)</th></tr></thead><tbody><tr><td>MAR 2022</td><td>3</td></tr><tr><td>FEB</td><td>3</td></tr><tr><td>JAN</td><td>4</td></tr><tr><td>DEC</td><td>4</td></tr><tr><td>NOV</td><td>4</td></tr><tr><td>OCT</td><td>3</td></tr><tr><td>SEP</td><td>3</td></tr><tr><td>AUG</td><td>3</td></tr></tbody></table>		Month	Usage (kWh)	MAR 2022	3	FEB	3	JAN	4	DEC	4	NOV	4	OCT	3	SEP	3	AUG	3
Month	Usage (kWh)																									
MAR 2022	3																									
FEB	3																									
JAN	4																									
DEC	4																									
NOV	4																									
OCT	3																									
SEP	3																									
AUG	3																									
Energy Charge			96 kWh @ \$0.07014/kWh			\$6.73																				
Fuel Charge			96 kWh @ \$0.03057/kWh			\$2.93																				
Storm Protection Charge			96 kWh @ \$0.00315/kWh			\$0.30																				
Clean Energy Transition Mechanism			96 kWh @ \$0.00402/kWh			\$0.39																				
Florida Gross Receipt Tax						\$0.82																				
Electric Service Cost						\$32.63																				
Current Month's Electric Charges						\$32.63																				




Account: 211015023099
Statement Date: 03/31/22

Details of Charges – Service from 02/23/22 to 03/23/22

Service for: 11513 SPLENDID LN, TAMPA, FL 33626-3366

Rate Schedule: General Service - Non Demand

Meter Number	Read Date	Current Reading	-	Previous Reading	=	Total Used	Multiplier	Billing Period																		
1000198613	03/23/22	9,685		9,411		274 kWh	1	29 Days																		
Daily Basic Service Charge			29 days @ \$0.74000			\$21.46	<div>Tampa Electric Usage History</div> <div>Kilowatt-Hours Per Day (Average)</div>  <table><thead><tr><th>Month</th><th>Usage (kWh)</th></tr></thead><tbody><tr><td>MAR 2022</td><td>9</td></tr><tr><td>FEB</td><td>10</td></tr><tr><td>JAN</td><td>12</td></tr><tr><td>DEC</td><td>13</td></tr><tr><td>NOV</td><td>9</td></tr><tr><td>OCT</td><td>9</td></tr><tr><td>SEP</td><td>9</td></tr><tr><td>AUG</td><td>8</td></tr></tbody></table>		Month	Usage (kWh)	MAR 2022	9	FEB	10	JAN	12	DEC	13	NOV	9	OCT	9	SEP	9	AUG	8
Month	Usage (kWh)																									
MAR 2022	9																									
FEB	10																									
JAN	12																									
DEC	13																									
NOV	9																									
OCT	9																									
SEP	9																									
AUG	8																									
Energy Charge			274 kWh @ \$0.07014/kWh			\$19.22																				
Fuel Charge			274 kWh @ \$0.03057/kWh			\$8.38																				
Storm Protection Charge			274 kWh @ \$0.00315/kWh			\$0.86																				
Clean Energy Transition Mechanism			274 kWh @ \$0.00402/kWh			\$1.10																				
Florida Gross Receipt Tax						\$1.31																				
Electric Service Cost						\$52.33																				
Current Month's Electric Charges						\$52.33																				

00000029-0000311-Page 15 of 20



ACCOUNT INVOICE

tampaelectric.com



Account: 211015023214
Statement Date: 03/31/22

Details of Charges – Service from 02/23/22 to 03/23/22

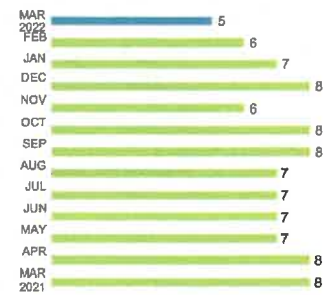
Service for: 14691 COTSWOLDS DR LGT, TAMPA, FL 33626-0000

Rate Schedule: General Service - Non Demand

Meter Number	Read Date	Current Reading	-	Previous Reading	=	Total Used	Multiplier	Billing Period
1000180482	03/23/22	8,503		8,352		151 kWh	1	29 Days
Daily Basic Service Charge		29 days @ \$0.74000				\$21.46		
Energy Charge		151 kWh @ \$0.07014/kWh				\$10.59		
Fuel Charge		151 kWh @ \$0.03057/kWh				\$4.62		
Storm Protection Charge		151 kWh @ \$0.00315/kWh				\$0.48		
Clean Energy Transition Mechanism		151 kWh @ \$0.00402/kWh				\$0.61		
Florida Gross Receipt Tax						\$0.97		
Electric Service Cost						\$38.73		
Current Month's Electric Charges						\$38.73		

Tampa Electric Usage History

Kilowatt-Hours Per Day
(Average)



00000028-0000311-Page 16 of 20

Account: 211015023339
Statement Date: 03/31/22



Details of Charges – Service from 02/23/22 to 03/23/22

Service for: 11562 FOUNTAINHEAD DR, TAMPA, FL 33626-3321

Rate Schedule: General Service - Non Demand

Meter Location: PUMP/LIFT STATION

Meter Number	Read Date	Current Reading	-	Previous Reading	=	Total Used	Multiplier	Billing Period
1000181268	03/23/22	3,307		3,213		94 kWh	1	29 Days
Daily Basic Service Charge		29 days @ \$0.74000				\$21.46		
Energy Charge		94 kWh @ \$0.07014/kWh				\$6.59		
Fuel Charge		94 kWh @ \$0.03057/kWh				\$2.87		
Storm Protection Charge		94 kWh @ \$0.00315/kWh				\$0.30		
Clean Energy Transition Mechanism		94 kWh @ \$0.00402/kWh				\$0.38		
Florida Gross Receipt Tax						\$0.81		
Electric Service Cost						\$32.41		
State Tax						\$2.74		
Total Electric Cost, Local Fees and Taxes						\$35.15		
Current Month's Electric Charges						\$35.15		

Tampa Electric Usage History

Kilowatt-Hours Per Day
(Average)



00000028-0000312-Page 17 of 20



ACCOUNT INVOICE

tampaelectric.com



Account: 211015023446
Statement Date: 03/31/22

Details of Charges – Service from 02/23/22 to 03/23/22

Service for: 14572 COTSWOLDS DR, TAMPA, FL 33626-0000

Rate Schedule: General Service - Non Demand

Meter Location: PUMP/LIFT STATION

Meter Number	Read Date	Current Reading	-	Previous Reading	=	Total Used	Multiplier	Billing Period
1000180490	03/23/22	7,338		7,142		196 kWh	1	29 Days
Daily Basic Service Charge		29 days @ \$0.74000				\$21.46	Tampa Electric Usage History Kilowatt-Hours Per Day (Average) 	
Energy Charge		196 kWh @ \$0.07014/kWh				\$13.75		
Fuel Charge		196 kWh @ \$0.03057/kWh				\$5.99		
Storm Protection Charge		196 kWh @ \$0.00315/kWh				\$0.62		
Clean Energy Transition Mechanism		196 kWh @ \$0.00402/kWh				\$0.79		
Florida Gross Receipt Tax						\$1.09		
Electric Service Cost						\$43.70		
Current Month's Electric Charges						\$43.70		
Total Current Month's Charges						\$4,738.92		

Important Messages

We've noticed that you have been paying your bill electronically lately. To help cut down on clutter and waste, we are no longer including a remittance envelope with your bill. Should you want to mail in your payment, you can request a payment envelope by calling 813-223-0800 or simply use a regular envelope and address it to TECO P.O. Box 31318, Tampa, Florida 33631-3318.

Charles Aquatics, Inc.

6869 Phillips Parkway Drive South
Jacksonville, FL 32256

904-997-0044

Invoice

Date	Invoice #
4/1/2022	44840

Due Date
5/1/2022

Bill To
Mandolin Reserve c/o Meritus Corp 2005 Pan Am Cir #120 Tampa, FL 33607

Vendor #

Qty	Description	Rate	Amount
1	Quarterly Fountain Maintenance of 1 fountain RV 53462 4581	125.00	125.00
Thank you so much for your business!		Balance Due	\$125.00

Charles Aquatics, Inc.
6869 Phillips Parkway Drive South
Jacksonville, FL 32256
904-997-0044

Invoice

Date	Invoice #
4/1/2022	44839

Due Date
5/2/2022

Bill To
Park Place CDD c/o Meritus Corp 2005 Pan Am Cir #120 Tampa, FL 33607

Vendor #

Qty	Description	Rate	Amount
1	Quarterly Fountain Maintenance of 1 fountain	125.00	125.00
Thank you for doing business with us!			
Balance Due			\$125.00

Cypress Creek Aquatics, Inc.
12231 Main St Unit 1196
San Antonio, FL 33576



Invoice

Date	Invoice #
4/11/2022	1150

Bill To
Park Place CDD c/o Meritus Corp 2005 Pan Am Circle, Suite 300 Tampa, FL 33607

Ship To
Aerators Maintenance Service

P.O. Number	Terms	Project
	Due on receipt	

Quantity	Item Code	Description	Price Each	Amount
2	General Service	Installed pad locks on timer and on electrical box for aerator on pond 12	23.50	47.00
2	General Service	Serviced and replaced airfilters on aerators on pond 12 and pond 4	49.50	99.00
1	General Service	Service Call	95.00	95.00

Handwritten notes:
 53904/581
 HP / MW 53904/581
 RGR
 Split
 50-50

Total	\$241.00
--------------	-----------------

[illegible]

[Back](#)

1. Print this invoice.
2. Attach your check.
3. Mail to:

DoorKing Inc.

IM Server Payments
120 S. Glasgow Avenue
Inglewood, CA 90301
(800) 826-7493

DKS IM/VoIP Subscription

INVOICE

INVOICE #

1785519

INVOICE DATE

April 7, 2022

SUBSCRIBER

Monica Alvarez
Park Place CDD
2005 Pan AM Cir
Suite 300
Tampa, FL 33607

User ID:

Mandolin.Estates

Period Starts:

April 7, 2022

Period Ends:

April 6, 2023

Previous Balance: \$0.00

Note: All \$ amounts are in US Dollars.

Payment Received: \$0.00

New Charges: \$317.90

Total Amount Due: \$317.90 USD

IM Systems

From	To	Name	Phone	MC	Tenants	Amount
4/7/2022	4/6/2023		813 818 8068	5555	178	\$158.95
4/7/2022	4/6/2023		813 818 7058	5555	194	\$158.95

Summary

Total Amount Due

This amount is due by May 7, 2022

\$317.90 USD

Johnson Engineering, Inc.

Remit To:

P.O. Box 2112

Fort Myers, FL 33902

Ph: 239.334.0046

Project Manager

Philip Chang

Invoice

March 22, 2022

Project No:

20181258-000

Invoice No:

42

FEID #59-1173834

Brian Howell

Park Place Community Development District

c/o Meritus Districts, Inc.

2005 Pan AM Circle, Suite 300

Tampa, FL 33607

Project

20181258-000

Park Place CDD

Professional Services through March 6, 2022

Phase

01

General Services

Professional Personnel

		Hours	Rate	Amount
Professional 6				
Chang, Philip	2/7/2022	.25	190.00	47.50
Coordination related to curb removal in Mandolin Estates;				
Chang, Philip	2/9/2022	.75	190.00	142.50
Coordination with contractor regarding upcoming concrete work;				
Chang, Philip	2/11/2022	.75	190.00	142.50
Coordination with contractor regarding upcoming paving and concrete work; review county comments regarding median landscaping on Countryway Blvd. & coordination with Yellowstone;				
Chang, Philip	2/15/2022	.50	190.00	95.00
Coordination with concrete & paving contractor				
Chang, Philip	2/16/2022	2.25	190.00	427.50
Monthly meeting; site visit (Mandolin Reserves); coordination with paving contractor;				
Chang, Philip	2/17/2022	.50	190.00	95.00
Coordination with paving vendor; coordination related to inlet repair;				
Chang, Philip	2/18/2022	.50	190.00	95.00
Coordination with concrete & paving contractor				
Chang, Philip	2/21/2022	1.75	190.00	332.50
Asphalt paving coordination; contact County regarding street sign at Blacksmith Dr/Citrus Park Dr; review Requisition 20;				
Chang, Philip	2/22/2022	2.50	190.00	475.00
Asphalt paving coordination; site visit; review sidewalk replacement provided by VC;				
Chang, Philip	2/23/2022	2.25	190.00	427.50
Asphalt paving coordination; site visit; check on inlet repair;				
Chang, Philip	2/24/2022	.25	190.00	47.50
Asphalt paving coordination;				
Chang, Philip	2/25/2022	1.00	190.00	190.00
Asphalt paving coordination;				
Chang, Philip	2/28/2022	2.75	190.00	522.50
Asphalt coordination and site visit; review and sign Requisitions 21-23;				
Chang, Philip	3/1/2022	2.25	190.00	427.50
Asphalt coordination;				
Chang, Philip	3/2/2022	3.50	190.00	665.00
Asphalt coordination and site visit; review and sign Requisitions 21-23;				

Project	20181258-000	Park Place CDD			Invoice	42
Chang, Philip		3/3/2022	1.25	190.00	237.50	
Asphalt coordination;						
Chang, Philip		3/4/2022	.75	190.00	142.50	
Asphalt coordination; Review change order requests for additional work/concrete;						
Totals			23.75		4,512.50	
Total Labor						4,512.50
					Total this Phase	\$4,512.50

Phase	02	Special Services				
Professional Personnel						
			Hours	Rate	Amount	
Professional 6						
Chang, Philip		2/15/2022	.25	190.00	47.50	
Review and sign Requisition 19						
Totals			.25		47.50	
Total Labor						47.50
					Total this Phase	\$47.50
					Total this Invoice	\$4,560.00

Johnson Engineering, Inc.

Remit To:

P.O. Box 2112

Fort Myers, FL 33902

Ph: 239.334.0046

Invoice

March 22, 2022

Project No:

20181258-002

Invoice No:

1

Project Manager

Philip Chang

FEID #59-1173834

Brian Howell

Park Place Community Development District

c/o Meritus Districts, Inc.

2005 Pan AM Circle, Suite 300

Tampa, FL 33607

Project

20181258-002

Park Place CDD Water Management System Report

20181258-002

Park Place CDD WM System Report

Work Authorization Number 22-001

Professional Services through March 6, 2022

PROFESSIONAL SERVICES

Phase No.	Phase Description	Contract Amount	Fee Type	%	Total Inv To-Date	Previously Invoiced	Current Inv Amount	Balance to Complete
01	Analysis	3,800.00	LS	20 %	760.00	0.00	760.00	3,040.00
02	Report	1,710.00	LS	0 %	0.00	0.00	0.00	1,710.00
Totals		5,510.00			760.00	0.00	760.00	4,750.00

SUB-TOTAL PROFESSIONAL SERVICES:

760.00

INVOICE TOTAL:

760.00

Johnson Engineering, Inc.

Remit To:

P.O. Box 2112

Fort Myers, FL 33902

Ph: 239.334.0046

Invoice

March 22, 2022

Project No: 20181258-002

Invoice No: 1

Project Manager Philip Chang

FEID #59-1173834

Brian Howell

Park Place Community Development District

c/o Meritus Districts, Inc.

2005 Pan AM Circle, Suite 300

Tampa, FL 33607

Project 20181258-002 Park Place CDD Water Management System Report

20181258-002

Park Place CDD WM System Report

Work Authorization Number 22-001

Professional Services through March 6, 2022

PROFESSIONAL SERVICES

Phase No.	Phase Description	Contract Amount	Fee Type	%	Total Inv To-Date	Previously Invoiced	Current Inv Amount	Balance to Complete
01	Analysis	3,800.00	LS	20 %	760.00	0.00	760.00	3,040.00
02	Report	1,710.00	LS	0 %	0.00	0.00	0.00	1,710.00
Totals		5,510.00			760.00	0.00	760.00	4,750.00

SUB-TOTAL PROFESSIONAL SERVICES:

760.00

INVOICE TOTAL:

760.00

Johnson Engineering, Inc.

Remit To:

P.O. Box 2112

Fort Myers, FL 33902

Ph: 239.334.0046

Invoice

Project Manager Philip Chang

April 19, 2022

Project No: 20181258-000

Invoice No: 43

FEID #59-1173834

Brian Howell
Park Place Community Development District
c/o Meritus Districts, Inc.
2005 Pan AM Circle, Suite 300
Tampa, FL 33607

Project 20181258-000 Park Place CDD

Professional Services through April 10, 2022

Phase 01 General Services

Professional Personnel

		Hours	Rate	Amount
Professional 6				
Chang, Philip	3/8/2022	2.25	190.00	427.50
Site visit to observe asphalt paving; verification of fencing relocation at drainage easement;				
Chang, Philip	3/9/2022	.75	190.00	142.50
Asphalt coordination;				
Chang, Philip	3/10/2022	1.00	190.00	190.00
Asphalt coordination;				
Chang, Philip	3/11/2022	.50	190.00	95.00
Asphalt coordination;				
Chang, Philip	3/14/2022	1.00	190.00	190.00
Concrete repairs coordination				
Chang, Philip	3/22/2022	3.00	190.00	570.00
Concrete work/contractor coordination; Site visit to verify status of work completion;				
Chang, Philip	3/23/2022	2.50	190.00	475.00
Coordination related to concrete work (preliminary punchlist items - partially complete);				
Chang, Philip	3/24/2022	3.00	190.00	570.00
Site visit to observe paving and improvements during rain event; provide photos/info to contractor;				
Chang, Philip	3/28/2022	1.50	190.00	285.00
Site visit and coordination with contractor regarding paving and concrete work;				
Chang, Philip	3/29/2022	.50	190.00	95.00
Coordination related to resident inquiries and paving/concrete improvements;				
Chang, Philip	4/4/2022	.75	190.00	142.50
Coordination with vendor regarding concrete/asphalt repairs;				
Chang, Philip	4/6/2022	.50	190.00	95.00
Coordination with vendor regarding concrete/asphalt repairs;				
Totals		17.25		3,277.50
Total Labor				3,277.50
Total this Phase				\$3,277.50

Project	20181258-000	Park Place CDD	Invoice	43	
Phase	02	Special Services			
Professional Personnel					
			Hours	Rate	Amount
Professional 6					
	Chang, Philip	3/22/2022	.25	190.00	47.50
Review and sign Requisition 24					
	Chang, Philip	3/24/2022	.25	190.00	47.50
Review and sign Requisition 25					
	Chang, Philip	3/28/2022	.25	190.00	47.50
Review and sign Requisition 26					
	Totals		.75		142.50
Total Labor					142.50
Total this Phase					\$142.50
Total this Invoice					\$3,420.00

Johnson Engineering, Inc.

Remit To:

P.O. Box 2112

Fort Myers, FL 33902

Ph: 239.334.0046

Invoice

April 19, 2022

Project No: 20181258-002

Invoice No: 2

Project Manager Philip Chang

FEID #59-1173834

Brian Howell

Park Place Community Development District

c/o Meritus Districts, Inc.

2005 Pan AM Circle, Suite 300

Tampa, FL 33607

Project 20181258-002

Park Place CDD Water Management System Report

20181258-002

Park Place CDD WM System Report

Work Authorization Number 22-001

Professional Services through April 10, 2022

PROFESSIONAL SERVICES

Phase No.	Phase Description	Contract Amount	Fee Type	%	Total Inv To-Date	Previously Invoiced	Current Inv Amount	Balance to Complete
01	Analysis	3,800.00	LS	35 %	1,330.00	760.00	570.00	2,470.00
02	Report	1,710.00	LS	0 %	0.00	0.00	0.00	1,710.00
Totals		5,510.00			1,330.00	760.00	570.00	4,180.00

SUB-TOTAL PROFESSIONAL SERVICES:

570.00

INVOICE TOTAL:

570.00


Spearem Enterprises, LLC

7842 Land O' Lakes Blvd. #335

Land O' Lakes, FL 34638

+1 8139979520

spearem.jmb@gmail.com



INVOICE

BILL TO

Park Place CDD

Meritus

2005 Pan Am Circle, Suite 300

Tampa, FL 33607

INVOICE

5260

DATE

04/10/2022

TERMS

Net 15

DUE DATE

04/25/2022

ACTIVITY	QTY	RATE	AMOUNT
Labor Month of April 2022 Weekly Fountain Maintenance. (three times per week, contracted for twice)	1	300.00	300.00

Adjusted all flow levels, water levels so that fountain works properly.

It is anticipated that permits will not be required for the above work, and if required, the associated costs will be added to the price stated below. Any existing conditions that are not reasonably discoverable prior to the job start date, which in anyway interferes with the safe and satisfactory completion of this job, will be corrected by an additional work order and estimate for approval prior to resuming job. Spearem Enterprises, LLC is not responsible for any delays in performance of service that are due in full or in part to circumstances beyond our control. Spearem Enterprises, LLC is not responsible for damage, personal or property damage by others at the job site.

Whether actual or consequential, or any claim arising out of or relating to "Acts of God".

Job will Commence within 30 days of receiving signed, approved proposal-weather permitting.

BALANCE DUE

\$300.00

Handwritten signature and date: 4/16/22

Spearem Enterprises, LLC

7842 Land O' Lakes Blvd. #335

Land O' Lakes, FL 34638

+1 8139979520

spearem.jmb@gmail.com



INVOICE

BILL TO

Park Place CDD

Meritus

2005 Pan Am Circle, Suite 300

Tampa, FL 33607

INVOICE

5261

DATE

04/10/2022

TERMS

Net 15

DUE DATE


04/25/2022

ACTIVITY	QTY	RATE	AMOUNT
Labor 3-21-2022: Highland Park Playground: Clean/Disinfect restrooms, blow off playground/amenity, pickup trash in and around amenity. Replace trash can liners. Restock hand soap, toilet paper and infant changing pads.	1	60.00	60.00
Labor 3-28--2022: Highland Park Playground: Clean/Disinfect restrooms, blow off playground/amenity, pickup trash in and around amenity. Replace trash can liners. Restock hand soap, toilet paper and infant changing pads.	1	60.00	60.00
Labor 4-4-2022Highland Park Playground: Clean/Disinfect restrooms, blow off playground/amenity, pickup trash in and around amenity. Replace trash can liners. Restock hand soap, toilet paper and infant changing pads.	1	60.00	60.00
Labor 4-11-2022 Highland Park Playground: Clean/Disinfect restrooms, blow off playground/amenity, pickup trash in and around amenity. Replace trash can liners. Restock hand soap, toilet paper and infant changing pads.	1	60.00	60.00
			0.00
Material Hand Soap, Toilet Paper, Paper Towels, Trash Can liners, please note this cost typically goes up to more residents using facilities.	1	50.00	50.00
Labor Extra Commercial,Park Can being taking care of by Spearem., weekly basis.....	1	35.00	35.00

BALANCE DUE

\$325.00

Spearem Enterprises, LLC
 7842 Land O' Lakes Blvd. #335
 Land O' Lakes, FL 34638
 +1 8139979520
 spearem.jmb@gmail.com



INVOICE

BILL TO

Park Place CDD
 Meritus
 2005 Pan Am Circle, Suite
 120
 Tampa , FL 33607

INVOICE # 5262

DATE 04/10/2022

DUE DATE 04/25/2022

TERMS Net 15

50 split
50
4613 57204
6400 53900

ACTIVITY	QTY	RATE	AMOUNT
Labor	4	100.00	400.00
Dump, and restock mutt mitts total of 18 Dog Waste Cans thruout CDD. Dispose if dog waste 1/week. 3-21-2022 3-28-2022 4-4-2022 4-11-2022			
Material	18	6.6666667	120.00
MUTT MITTS RESTOCKED IN 15 CANS TOTAL.			
Material	18	3.00	54.00
Dog waste Can LINERS			

It is anticipated that permits will not be required for the above work, and if required, the associated costs will be added to the price stated below. Any existing conditions that are not reasonably discoverable prior to the job start date, which in anyway interferes with the safe and satisfactory completion of this job, will be corrected by an additional work order and estimate for approval prior to resuming job. Spearem Enterprises, LLC is not responsible for any delays in performance of service that are due in full or in part to circumstances beyond our control. Spearem

BALANCE DUE

\$574.00



INVOICE

INVOICE #	INVOICE DATE
TM 341589	3/25/2022
TERMS	PO NUMBER
Net 30	

Bill To:

Park Place CDD
c/o Meritus
c/o Meritus Communities
2005 Pan Am Circle, Suite 300
Tampa, FL 33607

Remit To:

Yellowstone Landscape
PO Box 101017
Atlanta, GA 30392-1017

Property Name: Park Place CDD

Invoice Due Date: April 24, 2022

Invoice Amount: \$2,937.60

Description	Current Amount
Cost difference for selected Premium priced Annual flowers for Spring 2022 rotation	
Annual Installation	\$2,937.60

Invoice Total **\$2,937.60**

RA Split 50.50 4577 4554 \$3902 \$3905

Excellence

IN COMMERCIAL LANDSCAPING

Should you have any questions or inquiries please call (386) 437-6211.



YELLOWSTONE
LANDSCAPE

Bill To:

Park Place CDD
c/o Meritus
c/o Meritus Communities
2005 Pan Am Circle, Suite 300
Tampa, FL 33607

Property Name: Park Place CDD

INVOICE

INVOICE #	INVOICE DATE
TM 352492	4/13/2022
TERMS	PO NUMBER
Net 30	

Remit To:

Yellowstone Landscape
PO Box 101017
Atlanta, GA 30392-1017

Invoice Due Date: May 13, 2022

Invoice Amount: \$750.00

Description	Current Amount
Irrigation Enhancement - April Mainline Repair at Mandolin Estates Entry	
April Mainline Repair at Mandolin Estates Entry	
Irrigation Repairs	\$750.00

Invoice Total \$750.00

Handwritten: 2/18, 4587, 3900

Watermark: Excellence
IN COMMERCIAL LANDSCAPING

Should you have any questions or inquiries please call (386) 437-6211.



INVOICE

INVOICE #	INVOICE DATE
TM 352493	4/13/2022
TERMS	PO NUMBER
Net 30	

Bill To:

Park Place CDD
c/o Meritus
c/o Meritus Communities
2005 Pan Am Circle, Suite 300
Tampa, FL 33607

Remit To:

Yellowstone Landscape
PO Box 101017
Atlanta, GA 30392-1017

Property Name: Park Place CDD

Invoice Due Date: May 13, 2022

Invoice Amount: \$477.38

Description	Current Amount
-------------	----------------

Irrigation Enhancement - March Irrigation Repairs

March Irrigation Repairs, Including:

- Replacement of Eight 9V Batteries in the Node Battery Powered Controllers
 - Replacement of One 1-Station Node
 - 4" Rotor Replacement
 - Three 6" Spray Head and Nozzle Replacements
- Irrigation Repairs

\$477.38

DA 4587 5300

Invoice Total

\$477.38

Should you have any questions or inquiries please call (386) 437-6211.

Park Place Community Development District Summary of Operations and Maintenance Invoices

Vendor	Invoice/Account Number	Amount	Vendor Total	Monthly Budget	Comments/Description
Monthly Contract					
Cypress Creek Aquatics	1157	\$ 3,160.00			HP - Aquatic Maintenance - 5/01/2022
Inframark	76811	9,055.95			Admin - District Management Services - April 2022
Yellowstone	356538	18,651.67			HP - Landscape Maintenance - May 2022
Monthly Contract Sub-Total		\$ 30,867.62			

Variable Contract					
Supervisor: David Levy	DL 052522	\$ 200.00			Supervisor Fee - 05/25/2022
Variable Contract Sub-Total		\$ 200.00			

Utilities					
BOCC	1923999022 051322	\$ 69.15			W/M - Reclaimed Water Services thru 5/06/2022
BOCC	2640510000 042722	28.12			HP - Water Services thru 04/21/2022
BOCC	3478300000 042522	-342.76			HP - Reclaim Water Service thru 04/18/2022
BOCC	3640510000 042522	72.47			HP - Water Service thru 04/18/2022
BOCC	4121609190 042522	118.77			HP - Reclaim Water Service thru 04/18/2022
BOCC	4439866474 042522	88.96			HP - Reclaim Water Service thru 04/18/2022
BOCC	4478300000 042522	119.82	\$ 154.53	\$ 145.83	HP - Reclaim Water Service thru 04/18/2022
Tampa Electric	221006629085 042622	372.78			W/M - Electric Services thru 4/20/2022
Tampa Electric	221006630208 042622	42.14			W/M - Electric Service thru 4/20/2022
Tampa Electric	221007862958 042622	219.65			W/M - Electric Service thru 4/20/2022
Tampa Electric	221008555171 042622	130.45			W/M - Electric Service thru 04/20/2022
Tampa Electric	311000010091 050522	4,823.30	\$ 5,588.32		HP/WM - Electric Service thru 4/22/2022

Park Place Community Development District Summary of Operations and Maintenance Invoices

Vendor	Invoice/Account Number	Amount	Vendor Total	Monthly Budget	Comments/Description
Utilities Sub-Total		\$ 5,742.85			
Regular Services					
Creative Shade Solitions	2021 0375	\$ 27,960.13			HP - Permit Application and Fees, Engineer Set and 4 Posts and Installation - 10/25/2021
Cypress Creek Aquatics	1161	2,253.87			W/M - Installation of 1 Diffuser System - 4/28/2022
Don Harrison Enterprises	2895	350.00			W/M - Maintenance Services 5/13/2022
Don Harrison Enterprises	2899	387.50	\$ 737.50		HP - Maintenance Services - 5/14/2022
DoorKing Inc.	1803753	0.00			W/M - IM system Subscription Service thru 4/06/2023
Frontier	8138188068 042222	131.34			W/M - Communications Service thru 05/21/22
Frontier	8138187058 050122	96.00	\$ 227.34		W/M - Communications Service thru 05/31/22
Johnson Engineering Inc.	20181258 000 44	3,515.00			Admin - Professional Services thru 05/08/2022
Johnson Engineering Inc.	20181258 002 3	570.00	\$ 4,085.00		W/M - Professional Services thru 05/08/2022
Keefe McCullough	2117772	7,000.00			Admin - Audit of District Financial statements thru 9/30/2021 - April 2022
Spearem Enterprises	5292	500.00			W/M - Replacement of Radar Battery and Parts - 5/05/2022
Spearem Enterprises	5309	375.00			HP - Weekly Fountain Maintenance - May 2022
Spearem Enterprises	5310	325.00			HP - Highland Park Playground Maintenance thru 5/09/222
Spearem Enterprises	5311	649.00	\$ 1,849.00		HP/W/M - Dog Waste Disposal Services

Park Place Community Development District Summary of Operations and Maintenance Invoices

Vendor	Invoice/Account Number	Amount	Vendor Total	Monthly Budget	Comments/Description
					thru 5/09/2022
Straley Robin Vericker	21338	310.00			Admin - Professional Services thru 04/15/2022
Yellowstone	357571	611.86			HP- Irrigation Enhancement - Mainline Repairs - April 2022
Yellowstone	367007	331.80	\$ 943.66		HP - Irrigation Enhancement/Repairs - April 2022
Regular Services Sub-Total		\$ 45,366.50			
Additional Services					
Additional Services Sub-Total		\$ 0.00			
TOTAL:		\$ 82,176.97			

Approved (with any necessary revisions noted):

Signature

Printed Name

Title (check one):

☐ Chairman ☐ Vice Chairman ☐ Assistant Secretary

Cypress Creek Aquatics, Inc.
12231 Main St Unit 1196
San Antonio, FL 33576




Invoice

Date	Invoice #
5/1/2022	1157

Bill To
Park Place CDD c/o Meritus Corp 2005 Pan Am Circle, Suite 300 Tampa, FL 33607

Ship To

P.O. Number	Terms	Project
	Net 30	Maintenance Agreement

Quantity	Item Code	Description	Price Each	Amount
1	Aquatic Maintenance	Aquatic Maintenance 1. Floating Vegetation Control 2. Filamentous Algae Control 3. Submersed vegetation Control 4. Shoreline grass & brush control 5. Perimeter trash cleanup 	3,160.00	3,160.00

Total	\$3,160.00
--------------	-------------------

Meritus Districts
A Division of Inframark, LLC

INVOICE

2005 Pan Am Circle
Suite 300
Tampa, FL 33607

INVOICE#
#76811

DATE
4/29/2022

BILL TO

Park Place CDD
2005 Pan Am Cir Ste 700
Tampa FL 33607-2380
United States

CUSTOMER ID
C2302

NET TERMS
Net 30

PO#

DUE DATE
5/29/2022

Services provided for the Month of: April 2022

DESCRIPTION	QTY	UOM	RATE	AMOUNT
Copies - B/W Copies- April	15	Ea	0.15	2.25
Postage - Postage- April	14	Ea	0.86	12.04
Website Maintenance - Website Maintenance / Admin	1	Ea	125.00	125.00
Hourly Billing - Improvement project \$1,500.00	1	Ea	1,500.00	1,500.00
Accounting Services - Accounting Services	1	Ea	2,583.33	2,583.33
District Management Services - District Management	1	Ea	4,833.33	4,833.33
Subtotal				9,055.95

Subtotal \$9,055.95

Tax \$0.00

Total Due \$9,055.95

Remit To : Inframark LLC, PO BOX 733778, Dallas, Texas, 75373-3778

*Please include CUSTOMER ID and the invoice number on the check stub of your payment.
Phone: 813-397-5122 | Fax: 813-873-7070*

**Bill To:**

Park Place CDD
c/o Meritus
c/o Meritus Communities
2005 Pan Am Circle, Suite 300
Tampa, FL 33607

Property Name: Park Place CDD

INVOICE

INVOICE #	INVOICE DATE
TM 356538	5/1/2022
TERMS	PO NUMBER
Net 30	

Remit To:

Yellowstone Landscape
PO Box 101017
Atlanta, GA 30392-1017

Invoice Due Date: May 31, 2022

Invoice Amount: \$18,651.67

Description	Current Amount
Monthly Landscape Maintenance May 2022	\$18,651.67

Invoice Total **\$18,651.67**

Excellence
IN COMMERCIAL LANDSCAPING

Should you have any questions or inquiries please call (386) 437-6211.

Yellowstone Landscape | Post Office Box 849 | Bunnell FL 32110 | Tel 386.437.6211 | Fax 386.437.1286

PARK PLACE CDD

MEETING DATE: May 25, 2022

DMS Staff Signature B. Moore

SUPERVISORS	CHECK IF IN ATTENDANCE	STATUS	PAYMENT AMOUNT
David Levy	✓	Salary Accepted	\$200
Cathy Powell	✓	Salary Accepted	\$200
Erica Lavina		Salary Accepted	\$200
Andrea Jackson	✓	Salary Accepted	\$200
Doris Haley Cockerell		Salary Accepted	\$200

DL 052522



Hillsborough
County Florida

M-Page 1 of 2

CUSTOMER NAME	ACCOUNT NUMBER	BILL DATE	DUE DATE
PARK PLACE CDD	1923999022	05/13/2022	06/03/2022



Summary of Account Charges

Previous Balance	\$52.77
Net Payments - Thank You	\$-52.77
Total Account Charges	\$69.15

AMOUNT DUE	\$69.15
------------	---------

Important Message

Move to Paperless Billing. All customers with a valid email address on file are being defaulted to paperless billing. To opt out of paperless before July 1, log in at HCFLGov.net/WaterBill and select paper delivery.

Cyber Security is important. Please safeguard your account information. We will never call, email, or text you to ask for account or log-in credentials. To pay or access your bill, use our trusted site HCFLGov.net/WaterBill or call (813) 276-8526.

This is your summary of charges. Detailed charges by premise are listed on the following page(s)



Make checks payable to: **BOCC**

ACCOUNT NUMBER: 1923999022



Hillsborough
County Florida

ELECTRONIC PAYMENTS BY CHECK OR

Automated Payment Line: (813) 276 8526
Internet Payments: HCFLGov.net/WaterBill
Additional Information: HCFLGov.net/Water



THANK YOU!



PARK PLACE CDD
2005 PAN AM CIR STE 300
TAMPA FL 33607-6008

MAY 23 2022

DUE DATE	06/03/2022
AMOUNT DUE	\$69.15
AMOUNT PAID	

0019239990229 00000069153



Hillsborough
County Florida

CUSTOMER NAME	ACCOUNT NUMBER	BILL DATE	DUE DATE
PARK PLACE CDD	1923999022	05/13/2022	06/03/2022

Service Address: 11741 CITRUS PARK DR

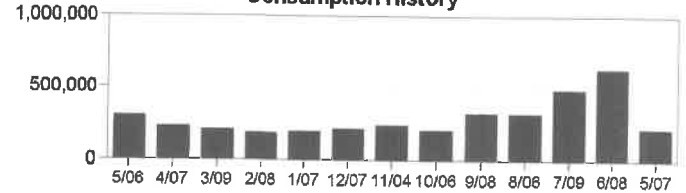
M-Page 2 of 2

METER NUMBER	PREVIOUS DATE	PREVIOUS READ	PRESENT DATE	PRESENT READ	CONSUMPTION	READ TYPE	METER DESCRIPTION
29599843	04/07/2022	448220	05/06/2022	451241	302100 GAL	ACTUAL	RECLAIM

Service Address Charges

Reclaimed Water Charge	\$56.50
Total Service Address Charges	\$56.50

Consumption History



Hillsborough
County Florida

CUSTOMER NAME	ACCOUNT NUMBER	BILL DATE	DUE DATE
PARK PLACE CDD	1923999022	05/13/2022	06/03/2022

Service Address: 11698 CITRUS PARK DR

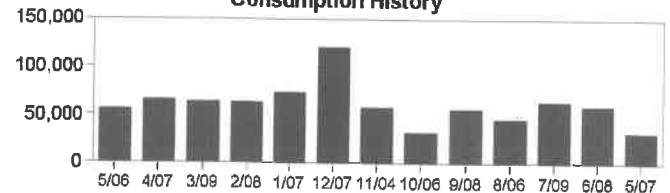
M-Page 2 of 2

METER NUMBER	PREVIOUS DATE	PREVIOUS READ	PRESENT DATE	PRESENT READ	CONSUMPTION	READ TYPE	METER DESCRIPTION
29599847B	04/07/2022	82549	05/06/2022	83101	55200 GAL	ACTUAL	RECLAIM

Service Address Charges

Reclaimed Water Charge	\$12.65
Total Service Address Charges	\$12.65

Consumption History





Hillsborough
County Florida

CUSTOMER NAME	ACCOUNT NUMBER	BILL DATE	DUE DATE
PARK PLACE CDD	2640510000	04/27/2022	05/18/2022

Service Address: 14729 BRICK PL

S-Page 1 of 1

METER NUMBER	PREVIOUS DATE	PREVIOUS READ	PRESENT DATE	PRESENT READ	CONSUMPTION	READ TYPE	METER DESCRIPTION
41836012	03/18/2022	5921	04/21/2022	5954	3300 GAL	ACTUAL	WATER

Service Address Charges

Customer Service Charge	\$4.98
Purchase Water Pass-Thru	\$9.97
Water Base Charge	\$10.36
Water Usage Charge	\$2.81

Summary of Account Charges

Previous Balance	\$64.28
Net Payments - Thank You	\$-64.28
Total Account Charges	\$28.12
AMOUNT DUE	\$28.12

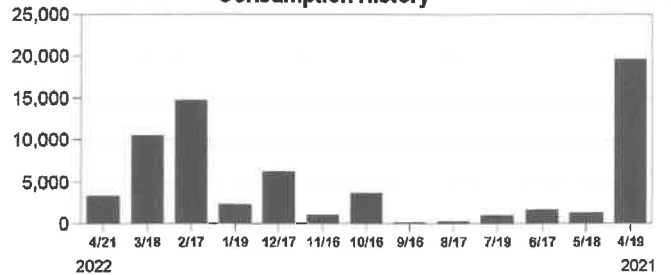
Important Message

Move to Paperless Billing. All customers with a valid email address on file are being defaulted to paperless billing. To opt out of paperless before July 1, log in at HCFLGov.net/WaterBill and select paper delivery.

Received

MAY 02 2022

Consumption History



Hillsborough
County Florida

Make checks payable to: **BOCC**

ACCOUNT NUMBER: 2640510000



ELECTRONIC PAYMENTS BY CHECK OR

Automated Payment Line: (813) 276 8526
Internet Payments: HCFLGov.net/WaterBill
Additional Information: HCFLGov.net/Water



THANK YOU!



PARK PLACE CDD
2005 PAN AM CIR STE 300
TAMPA FL 33607-6008

2,179 8

DUE DATE	05/18/2022
AMOUNT DUE	\$28.12
AMOUNT PAID	



Hillsborough
County Florida

CUSTOMER NAME	ACCOUNT NUMBER	BILL DATE	DUE DATE
PARK PLACE CDD	3478300000	04/25/2022	05/16/2022

Service Address: 14731 BRICK PL

S-Page 1 of 1

METER NUMBER	PREVIOUS DATE	PREVIOUS READ	PRESENT DATE	PRESENT READ	CONSUMPTION	READ TYPE	METER DESCRIPTION
29599849	03/18/2022	484691	04/18/2022	484691	0 GAL	ACTUAL	RECLAIM

Service Address Charges

Reclaimed Water Charge \$4.92

Summary of Account Charges

Previous Balance \$-347.68
Net Payments \$0.00
Credit Amount \$-347.68
Total Account Charges \$4.92

AMOUNT DUE \$-342.76

Important Message

Move to Paperless Billing. All customers with a valid email address on file are being defaulted to paperless billing. To opt out of paperless before July 1, log in at HCFLGov.net/WaterBill and select paper delivery.

Received
APR 29 2022



Hillsborough
County Florida

Make checks payable to: **BOCC**

ACCOUNT NUMBER: 3478300000



ELECTRONIC PAYMENTS BY CHECK OR

Automated Payment Line: (813) 276 8526
Internet Payments: HCFLGov.net/WaterBill
Additional Information: HCFLGov.net/Water



THANK YOU!



PARK PLACE CDD
2005 PAN AM CIR STE 300
TAMPA FL 33607-6008

2,397 0

DUE DATE 05/16/2022

**Credit Balance
DO NOT PAY**

0034783000002 00000342766



Hillsborough
County Florida

CUSTOMER NAME	ACCOUNT NUMBER	BILL DATE	DUE DATE
PARK PLACE CDD	3640510000	04/25/2022	05/16/2022

Service Address: 14727 CANOPY DR

S-Page 1 of 1

METER NUMBER	PREVIOUS DATE	PREVIOUS READ	PRESENT DATE	PRESENT READ	CONSUMPTION	READ TYPE	METER DESCRIPTION
78978402	03/18/2022	10166	04/18/2022	10175	900 GAL	ACTUAL	WATER

Service Address Charges

Customer Service Charge	\$4.98
Purchase Water Pass-Thru	\$2.72
Water Base Charge	\$17.30
Water Usage Charge	\$0.77
Sewer Base Charge	\$41.85
Sewer Usage Charge	\$4.85

Summary of Account Charges

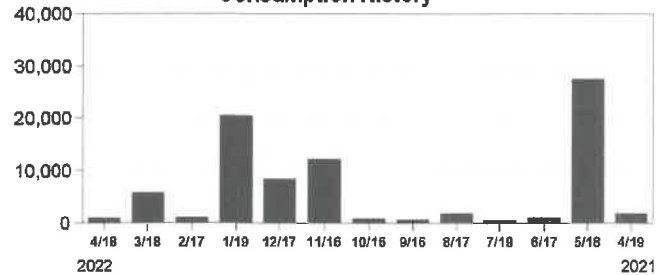
Previous Balance	\$116.91
Net Payments - Thank You	\$-116.91
Total Account Charges	\$72.47
AMOUNT DUE	\$72.47

Important Message

Move to Paperless Billing. All customers with a valid email address on file are being defaulted to paperless billing. To opt out of paperless before July 1, log in at HCFLGov.net/WaterBill and select paper delivery.

Received
APR 29 2022

Consumption History



Hillsborough
County Florida

Make checks payable to: **BOCC**

ACCOUNT NUMBER: 3640510000



ELECTRONIC PAYMENTS BY CHECK OR

Automated Payment Line: (813) 276 8526
Internet Payments: HCFLGov.net/WaterBill
Additional Information: HCFLGov.net/Water



THANK YOU!



PARK PLACE CDD
2005 PAN AM CIR STE 300
TAMPA FL 33607-6008

2,488 8

DUE DATE	05/16/2022
AMOUNT DUE	\$72.47
AMOUNT PAID	

0036405100003 00000072470



Hillsborough
County Florida

CUSTOMER NAME	ACCOUNT NUMBER	BILL DATE	DUE DATE
PARK PLACE CDD	4121609190	04/25/2022	05/16/2022

Service Address: 11592 FOUNTAINHEAD

S-Page 1 of 1

METER NUMBER	PREVIOUS DATE	PREVIOUS READ	PRESENT DATE	PRESENT READ	CONSUMPTION	READ TYPE	METER DESCRIPTION
34034976	03/18/2022	196231	04/18/2022	199131	290000 GAL	ACTUAL	RECLAIM

Service Address Charges

Reclaimed Water Charge

\$118.77

Summary of Account Charges

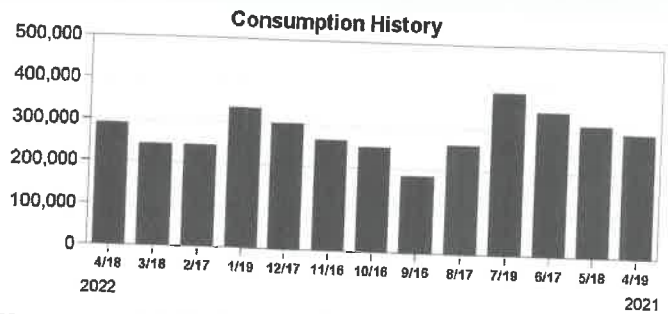
Previous Balance	\$87.24
Net Payments - Thank You	\$-87.24
Total Account Charges	\$118.77
AMOUNT DUE	\$118.77

Important Message

The Hardship/Affordability Assistance Discount is now available to eligible customers. Please go to HCFLGov.net/FinancialAssistance for program overview and eligibility requirements.

Move to Paperless Billing. All customers with a valid email address on file are being defaulted to paperless billing. To opt out of paperless before July 1, log in at HCFLGov.net/WaterBill and select paper delivery.

Received
APR 29 2022



Make checks payable to: BOCC

ACCOUNT NUMBER: 4121609190



ELECTRONIC PAYMENTS BY CHECK OR

Automated Payment Line: (813) 276 8526
Internet Payments: HCFLGov.net/WaterBill
Additional Information: HCFLGov.net/Water



THANK YOU!



PARK PLACE CDD
2005 PAN AM CIRCLE, SUITE 300
TAMPA FL 33607-6008

2,831 8

DUE DATE	05/16/2022
AMOUNT DUE	\$118.77
AMOUNT PAID	

0041216091904 00000118778



Hillsborough
County Florida

CUSTOMER NAME	ACCOUNT NUMBER	BILL DATE	DUE DATE
PARK PLACE CDD	4439866474	04/25/2022	05/16/2022

Service Address: 14658 CANOPY DR

S-Page 1 of 1

METER NUMBER	PREVIOUS DATE	PREVIOUS READ	PRESENT DATE	PRESENT READ	CONSUMPTION	READ TYPE	METER DESCRIPTION
17561145	03/18/2022	429330	04/18/2022	432729	339900 GAL	ACTUAL	RECLAIM

Service Address Charges

Reclaimed Water Charge \$88.96

Summary of Account Charges

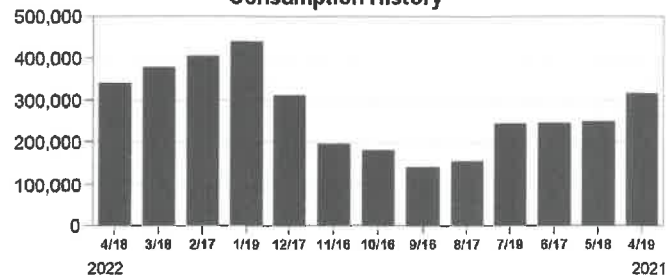
Previous Balance	\$113.92
Net Payments - Thank You	\$-113.92
Total Account Charges	\$88.96
AMOUNT DUE	\$88.96

Important Message

Move to Paperless Billing. All customers with a valid email address on file are being defaulted to paperless billing. To opt out of paperless before July 1, log in at HCFLGov.net/WaterBill and select paper delivery.

Received
APR 29 2022

Consumption History



Hillsborough
County Florida

Make checks payable to: BOCC

ACCOUNT NUMBER: 4439866474



ELECTRONIC PAYMENTS BY CHECK OR

Automated Payment Line: (813) 276 8526
Internet Payments: HCFLGov.net/WaterBill
Additional Information: HCFLGov.net/Water



THANK YOU!



PARK PLACE CDD
C/O MERITUS
2005 PAN AM CIRCLE SUITE 300
TAMPA FL 33607-6008

3,061 8

DUE DATE	05/16/2022
AMOUNT DUE	\$88.96
AMOUNT PAID	

0044398664746 00000088963



Hillsborough
County Florida

CUSTOMER NAME	ACCOUNT NUMBER	BILL DATE	DUE DATE
PARK PLACE CDD	4478300000	04/25/2022	05/16/2022

Service Address: 11648 ECCLESIA DR

S-Page 1 of 1

METER NUMBER	PREVIOUS DATE	PREVIOUS READ	PRESENT DATE	PRESENT READ	CONSUMPTION	READ TYPE	METER DESCRIPTION
61064416	03/18/2022	266273	04/18/2022	272433	616000 GAL	ACTUAL	RECLAIM

Service Address Charges

Reclaimed Water Charge \$119.82

Summary of Account Charges

Previous Balance \$113.94
Net Payments - Thank You \$-113.94
Total Account Charges \$119.82

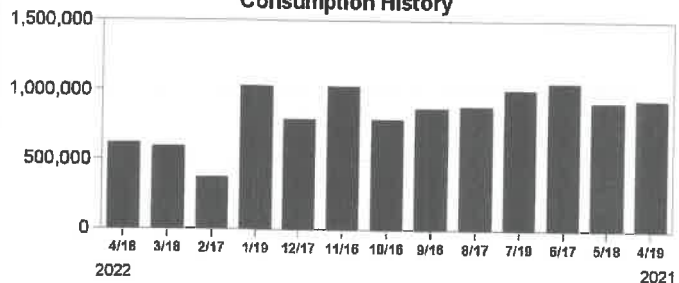
AMOUNT DUE \$119.82

Important Message

Move to Paperless Billing. All customers with a valid email address on file are being defaulted to paperless billing. To opt out of paperless before July 1, log in at HCFLGov.net/WaterBill and select paper delivery.

Received
APR 29 2022

Consumption History



Hillsborough
County Florida

Make checks payable to: BOCC

ACCOUNT NUMBER: 4478300000



ELECTRONIC PAYMENTS BY CHECK OR

Automated Payment Line: (813) 276 8526
Internet Payments: HCFLGov.net/WaterBill
Additional Information: HCFLGov.net/Water



THANK YOU!



PARK PLACE CDD
2005 PAN AM CIR STE 300
TAMPA FL 33607-6008

3,091 8

DUE DATE	05/16/2022
AMOUNT DUE	\$119.82
AMOUNT PAID	

0044783000001 00000119826

Received
MAY 02 2022

PARK PLACE CDD
11741 CITRUS PARK DR MP
TAMPA, FL 33626-0000

Statement Date: 04/26/2022
Account: 221006629085

Current month's charges:	\$372.78
Total amount due:	\$372.78
Payment Due By:	05/17/2022

Your Account Summary

Previous Amount Due	\$350.58
Payment(s) Received Since Last Statement	-\$350.58
Current Month's Charges	\$372.78
Total Amount Due	\$372.78

One Less Worry :)

Paperless Billing -
Contact free;
worry free!



Sign up for free today!

tampaelectric.com/paperless

Amount not paid by due date may be assessed a late payment charge and an additional deposit.

Yard project?
Avoid damage and fines

Learn more at tampaelectric.com/811



WAIT two
business days



Start
DIGGING!

To ensure prompt credit, please return stub portion of this bill with your payment. Make checks payable to TECO.

WAYS TO PAY YOUR BILL



See reverse side for more information

Account: 221006629085

Current month's charges:	\$372.78
Total amount due:	\$372.78
Payment Due By:	05/17/2022

Amount Enclosed \$

650149155543

00001577 02 AV 0.42 33607 FTECO10426222520210 00000 02 01000000 005 02 8000 004



PARK PLACE CDD
2005 PAN AM CIR, STE 300
TAMPA, FL 33607-6008

MAIL PAYMENT TO:
TECO
P.O. BOX 31318
TAMPA, FL 33631-3318

6501491555432210066290850000000372781

Account: 221006629085
Statement Date: 04/26/2022
Current month's charges due 05/17/2022

Details of Charges – Service from 03/22/2022 to 04/20/2022

Service for: 11741 CITRUS PARK DR MP, TAMPA, FL 33626-0000

Rate Schedule: General Service - Non Demand

Meter Number	Read Date	Current Reading	-	Previous Reading	=	Total Used	Multiplier	Billing Period
1000236552	04/20/2022	59,764		56,891		2,873 kWh	1	30 Days

Daily Basic Service Charge	30 days @ \$0.74000	\$22.20
Energy Charge	2,873 kWh @ \$0.07035/kWh	\$202.12
Fuel Charge	2,873 kWh @ \$0.04126/kWh	\$118.54
Storm Protection Charge	2,873 kWh @ \$0.00315/kWh	\$9.05
Clean Energy Transition Mechanism	2,873 kWh @ \$0.00402/kWh	\$11.55
Florida Gross Receipt Tax		\$9.32

Electric Service Cost

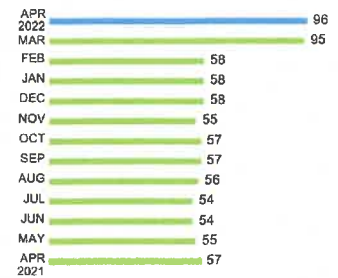
\$372.78

Total Current Month's Charges

\$372.78

Tampa Electric Usage History

Kilowatt-Hours Per Day (Average)



00001577-0003738-Page 3 of 8



PARK PLACE CDD
11698 CITRUS PARK DR
TAMPA, FL 33626-0000

Statement Date: 04/26/2022
Account: 221006630208

Current month's charges:	\$42.14
Total amount due:	\$42.14
Payment Due By:	05/17/2022

Your Account Summary

Previous Amount Due	\$41.34
Payment(s) Received Since Last Statement	-\$41.34
Current Month's Charges	\$42.14
Total Amount Due	\$42.14

Received
MAY 02 2022

One Less Worry :)

Paperless Billing -
Contact free;
worry free!

Sign up for free today!



tampaelectric.com/paperless

Amount not paid by due date may be assessed a late payment charge and an additional deposit.

Yard project?

Avoid damage and fines

Learn more at tampaelectric.com/811



WAIT two
business days



Start
DIGGING!

To ensure prompt credit, please return stub portion of this bill with your payment. Make checks payable to TECO.



WAYS TO PAY YOUR BILL



See reverse side for more information

Account: 221006630208

Current month's charges:	\$42.14
Total amount due:	\$42.14
Payment Due By:	05/17/2022

Amount Enclosed \$

650149155544



PARK PLACE CDD
2005 PAN AM CIR, STE 300
TAMPA, FL 33607

MAIL PAYMENT TO:
TECO
P.O. BOX 31318
TAMPA, FL 33631-3318

Account: 221006630208
Statement Date: 04/26/2022
Current month's charges due 05/17/2022

Details of Charges – Service from 03/22/2022 to 04/20/2022

Service for: 11698 CITRUS PARK DR, TAMPA, FL 33626-0000

Rate Schedule: General Service - Non Demand

Meter Number	Read Date	Current Reading	-	Previous Reading	=	Total Used	Multiplier	Billing Period
1000265065	04/20/2022	6,142		5,983		159 kWh	1	30 Days

Daily Basic Service Charge	30 days @ \$0.74000	\$22.20
Energy Charge	159 kWh @ \$0.07035/kWh	\$11.19
Fuel Charge	159 kWh @ \$0.04126/kWh	\$6.56
Storm Protection Charge	159 kWh @ \$0.00315/kWh	\$0.50
Clean Energy Transition Mechanism	159 kWh @ \$0.00402/kWh	\$0.64
Florida Gross Receipt Tax		\$1.05

Electric Service Cost

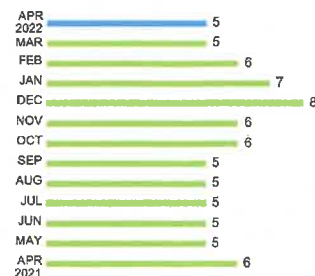
\$42.14

Total Current Month's Charges

\$42.14

Tampa Electric Usage History

Kilowatt-Hours Per Day (Average)



00001577-0003740-Page 7 of 8



Statement Date: 04/26/2022

Account: 221007862958

PARK PLACE CDD
C/O PARK PLACE CDD
11232 BLACKSMITH DR, PUMP
TAMPA, FL 33626-2674

Current month's charges: \$219.65
Total amount due: \$219.65
Payment Due By: 05/17/2022

Your Account Summary

Previous Amount Due	\$208.41
Payment(s) Received Since Last Statement	-\$208.41
Current Month's Charges	\$219.65
Total Amount Due	\$219.65

Received
MAY 02 2022

**One Less
Worry :)**

Paperless Billing -
Contact free;
worry free!

Sign up for free today!



tampaelectric.com/paperless

Amount not paid by due date may be assessed a late payment charge and an additional deposit.

Yard project?
Avoid damage and fines

Learn more at tampaelectric.com/811



WAIT two
business days



**Start
DIGGING!**

To ensure prompt credit, please return stub portion of this bill with your payment. Make checks payable to TECO.



WAYS TO PAY YOUR BILL



See reverse side for more information

Account: 221007862958

Current month's charges: \$219.65
Total amount due: \$219.65
Payment Due By: 05/17/2022

Amount Enclosed \$

676074966112

00006394 01 AV 0.42 33607 FTECO10426222520210 00000 01 01000000 002 02 6394 002



PARK PLACE CDD
C/O PARK PLACE CDD
2005 PAN AM CIR, STE 700
TAMPA, FL 33607-2380

MAIL PAYMENT TO:
TECO
P.O. BOX 31318
TAMPA, FL 33631-3318

6760749661122210078629580000000219656

Account: 221007862958
Statement Date: 04/26/2022
Current month's charges due 05/17/2022

Details of Charges – Service from 03/22/2022 to 04/20/2022

Service for: 11232 BLACKSMITH DR, PUMP, TAMPA, FL 33626-2674

Rate Schedule: General Service - Non Demand

Meter Location: FOUNTAIN

Meter Number	Read Date	Current Reading	-	Previous Reading	=	Total Used	Multiplier	Billing Period
1000679633	04/20/2022	37,451		35,835		1,616 kWh	1	30 Days

Daily Basic Service Charge	30 days @ \$0.74000	\$22.20
Energy Charge	1,616 kWh @ \$0.07035/kWh	\$113.69
Fuel Charge	1,616 kWh @ \$0.04126/kWh	\$66.68
Storm Protection Charge	1,616 kWh @ \$0.00315/kWh	\$5.09
Clean Energy Transition Mechanism	1,616 kWh @ \$0.00402/kWh	\$6.50
Florida Gross Receipt Tax		\$5.49
Electric Service Cost		\$219.65

Total Current Month's Charges

\$219.65

Tampa Electric Usage History

Kilowatt-Hours Per Day (Average)





ACCOUNT INVOICE

tampaelectric.com



Statement Date: 04/26/2022

Account: 221008555171

PARK PLACE CDD
11206 CAVALIER PL, A
TAMPA, FL 33626-2676

Current month's charges:	\$130.45
Total amount due:	\$130.45
Payment Due By:	05/17/2022

Your Account Summary

Previous Amount Due	\$263.11
Payment(s) Received Since Last Statement	-\$263.11
Current Month's Charges	\$130.45
Total Amount Due	\$130.45

Received
MAY 02 2022

One Less Worry :)

Paperless Billing -
Contact free;
worry free!

Sign up for free today!



tampaelectric.com/paperless

Amount not paid by due date may be assessed a late payment charge and an additional deposit.

Yard project?

Avoid damage and fines

Learn more at tampaelectric.com/811



To ensure prompt credit, please return stub portion of this bill with your payment. Make checks payable to TECO.



WAYS TO PAY YOUR BILL



See reverse side for more information

Account: 221008555171

Current month's charges:	\$130.45
Total amount due:	\$130.45
Payment Due By:	05/17/2022

Amount Enclosed \$
689655160975

00001395 01 AV 0.42 33607 FTECO10426222520210 00000 02 01000000 005 02 7818 002



PARK PLACE CDD
2005 PAN AM CIR, STE 300
TAMPA, FL 33607-6008

MAIL PAYMENT TO:
TECO
P.O. BOX 31318
TAMPA, FL 33631-3318

6896551609752210085551710000000130452

Account: 221008555171
Statement Date: 04/26/2022
Current month's charges due 05/17/2022

Details of Charges – Service from 03/22/2022 to 04/20/2022

Service for: 11206 CAVALIER PL, A, TAMPA, FL 33626-2676

Rate Schedule: General Service - Non Demand

Meter Number	Read Date	Current Reading	-	Previous Reading	=	Total Used	Multiplier	Billing Period
1000845980	04/20/2022	1,076		192		884 kWh	1	30 Days

Daily Basic Service Charge	30 days @ \$0.74000	\$22.20
Energy Charge	884 kWh @ \$0.07035/kWh	\$62.19
Fuel Charge	884 kWh @ \$0.04126/kWh	\$36.47
Storm Protection Charge	884 kWh @ \$0.00315/kWh	\$2.78
Clean Energy Transition Mechanism	884 kWh @ \$0.00402/kWh	\$3.55
Florida Gross Receipt Tax		\$3.26

Electric Service Cost

\$130.45

Total Current Month's Charges

\$130.45

Tampa Electric Usage History

Kilowatt-Hours Per Day
(Average)



00001395-000371-Page 3 of 4



Statement Date: 05/05/22

Account: 311000010091

PARK PLACE CDD
2005 PAN AM CIR, STE 300
TAMPA, FL 33607



Current month's charges:	\$4,832.38
Total amount due:	\$4,823.30
Payment Due By:	05/19/22

Your Account Summary

Previous Amount Due	\$4,738.92
Payment(s) Received Since Last Statement	-\$4,738.92
Miscellaneous Credits	-\$9.08
Credit balance after payments and credits	-\$9.08
Current Month's Charges	\$4,832.38
Total Amount Due	\$4,823.30

DO NOT PAY. Your account will be drafted on 05/19/22

Things to do:

- ✓ Read new bill carefully
- ✓ Make note of new account number
- ✓ Check out guide on last page
- ✓ Register at tecoaccount.com

Amount not paid by due date may be assessed a late payment charge and an additional deposit.



More options for you.

Visit tecoaccount.com to view and pay your bill, manage your information and more, 24/7 from any device.

53102 53104 53106
4301 4361 4301
\$4034.²⁰ \$591.³³ \$197.77

Received

MAY 09 2022

To ensure prompt credit, please return stub portion of this bill with your payment. Make checks payable to TECO.

Account: 311000010091



WAYS TO PAY YOUR BILL



See reverse side for more information

Current month's charges:	\$4,832.38
Total amount due:	\$4,823.30
Payment Due By:	05/19/22
Amount Enclosed	\$

700375002183 DO NOT PAY, YOUR ACCOUNT WILL BE DRAFTED ON 05/19/22

PARK PLACE CDD
2005 PAN AM CIR, STE 300
TAMPA, FL 33607-6008

MAIL PAYMENT TO
TECO
P.O. BOX 31318
TAMPA, FL 33631-3318

Contact Information

Residential Customer Care

813-223-0800 (Hillsborough County)
863-299-0800 (Polk County)
888-223-0800 (All other counties)

Commercial Customer Care

866-832-6249

Hearing Impaired/TTY

711
Power Outages Toll-Free
877-588-1010

Energy-Saving Programs

813-275-3909

Mail Payments to

TECO
P.O. Box 31318
Tampa, FL 33631-3318

All Other Correspondence

Tampa Electric
P.O. Box 111
Tampa, FL 33601-0111

Understanding Your Electric Charges

Average kWh per day – The average amount of electricity purchased per day.

Basic Service Charge – A fixed daily amount that covers the cost to provide service to your location. This charge is billed monthly regardless of any electricity used.

Bright Choices™ – The associated fees and charges for leased outdoor lighting services.

Budget Billing – Optional plan averages your home's last 12 monthly billing periods so you pay the same amount for your service each month.

Clean Energy Transition Mechanism (CETM) – A charge to recover costs associated with electric meter upgrades and the closing of certain coal generating plants to support Tampa Electric's transition to produce clean energy.

Energy Charge – For residential, small commercial and lighting customers, includes the cost (except fuel) of producing and delivering the electricity you purchased, including conservation, environmental and capacity cost recovery charges. For other customers, the three cost recovery charges appear as separate line items.

Estimated – If Tampa Electric was unable to read your meter, "ESTIMATED" will appear. Your meter will be read next month, and any difference will be adjusted accordingly.

Florida Gross Receipts Tax – A tax is imposed on gross receipts from utility services that are delivered to retail customers in Florida, in accordance with Chapter 203 of the Florida Statutes. Utility companies collect the tax from all customers, unless exempt, and remit to the state.

Florida State Tax – A tax imposed on every person who engages in the business of selling or renting tangible personal property at retail in the state, in accordance with Chapter 212 of the Florida Statutes.

Franchise Fee – A fee levied by a municipality for the right to utilize public property to provide electric service. The fee is collected by Tampa Electric and paid to the municipality.

Fuel Charge – Cost of fuel used to produce electricity you purchased. Fuel costs are passed through from fuel suppliers to our customers with no markup or profit to Tampa Electric.

For more information about your bill, please visit tampaelectric.com.

Kilowatt-Hours (kWh) – The basic measurement of electric energy use.

Late Payment Charge – For past due amounts more than \$10, the late payment charge is the greater of \$5 or 1.5% of the past due amount. For past due amounts of \$10 or less, the late payment charge is 1.5% of the past due amount.

Municipal Public Service Tax – Many municipalities levy a tax on the electricity you use. It is collected by Tampa Electric and paid to the municipality.

Past Due – Previous charges that are past due are subject to a late payment charge fee and may result in disconnection.

Rate Schedule – The amount (rate) you pay depends on your customer category. The cost of providing service varies with the customer group.

Share – A Tampa Electric program administered by the Salvation Army and the Catholic Charities Diocese of St. Petersburg that helps pay energy bills of customers in need. If you choose to contribute, your contribution is tax deductible and is matched by Tampa Electric.

Storm Protection Charge – The cost of additional hardening efforts to further protect the power grid from hurricanes or other extreme weather events.

Sun Select™ – The cost of producing energy you purchased from dedicated solar generation facilities. You pay no fuel charge for the Sun Select portion of your bill.

Sun to Go™ – The amount of electricity purchased from solar generating sources serving the Sun to Go program, which provides optional renewable energy purchases in 200 kWh blocks.

Total Amount Due – This month's charges will be past due after the date shown. THIS DATE DOES NOT EXTEND THE DATE ON ANY PREVIOUS BALANCE. It's important that you pay your bill before this date to avoid interruption of service.

Zap Cap Systems™ – Surge protection for your home or business sold separately as a non-energy charge.

Your payment options are:

- Schedule free one-time or recurring payments at tecoaccount.com using a checking or savings account.
- Mail your payment in the enclosed envelope. Please allow sufficient time for delivery.
- Pay in person at an authorized Western Union payment location, which can be found at tampaelectric.com.
- Pay by credit card using KUBRA EZ-PAY at tecoaccount.com or by calling 866-689-6469.

(A convenience fee will be charged to your bank account or credit card.)

When making your payment, please have your bill or account number available.

Please note: If you choose to pay your bill at a location not listed on our website or provided by Tampa Electric, you are paying someone who is not authorized to act as a payment agent of Tampa Electric. You bear the risk that this unauthorized party will not relay the payment to Tampa Electric and do so in a timely fashion. Tampa Electric is not responsible for payments made to unauthorized agents, including their failure to deliver or timely deliver the payment to us. Such failures may result in late payment charges to your account or service disconnection.

Billed Individual Accounts



00000030-0000322-Page 5 of 20

ACCOUNT NAME	ACCOUNT NUMBER	ADDRESS	AMOUNT
PARK PLACE CDD	211007038386	11742 CITRUS PARK DR TAMPA, FL 33626-0000	\$31.55
MANDOLIN HOA	211015021994	NOELL PURCELL D&F, PH 1 TAMPA, FL 33625-0000	\$1358.03
MANDOLIN HOA	211015022109	CITRUS PARK BL MARINET DR TAMPA, FL 33625-0000	\$1973.19
PARK PLACE CDD	211015022232	MANDOLIN PHASE 2A TAMPA, FL 33625-0000	\$312.44
PARK PLACE CDD	211015022349	MANDOLIN PHASE 3 TAMPA, FL 33625-0000	\$277.10
PARK PLACE CDD	211015022463	MANDOLIN PHASE 2B TAMPA, FL 33625-0000	\$413.98
PARK PLACE CDD	211015022745	14719 BRICK PL TAMPA, FL 33626-0000	\$206.97
PARK PLACE CDD	211015022836	14729 CANOPY DR TAMPA, FL 33626-3356	\$44.70
PARK PLACE CDD	211015022968	14662 CANOPY DR TAMPA, FL 33626-3348	\$34.09
PARK PLACE CDD	211015023099	11513 SPLENDID LN TAMPA, FL 33626-3366	\$56.40
PARK PLACE CDD	211015023214	14691 COTSWOLDS DR LGT TAMPA, FL 33626-0000	\$40.92
PARK PLACE CDD	211015023339	11562 FOUNTAINHEAD DR TAMPA, FL 33626-3321	\$36.72
PARK PLACE CDD	211015023446	14572 COTSWOLDS DR TAMPA, FL 33626-0000	\$46.29



ACCOUNT INVOICE

tampaelectric.com



Account: 211007038386
Statement Date: 05/02/22

Details of Charges – Service from 03/22/22 to 04/20/22

Service for: 11742 CITRUS PARK DR, TAMPA, FL 33626-0000

Rate Schedule: General Service - Non Demand

Meter Number	Read Date	Current Reading	-	Previous Reading	=	Total Used	Multiplier	Billing Period
1000265066	04/20/22	1,783		1,711		72 kWh	1	30 Days
Daily Basic Service Charge		30 days @ \$0.74000				\$22.20		
Energy Charge		72 kWh @ \$0.07035/kWh				\$5.07		
Fuel Charge		72 kWh @ \$0.04126/kWh				\$2.97		
Storm Protection Charge		72 kWh @ \$0.00315/kWh				\$0.23		
Clean Energy Transition Mechanism		72 kWh @ \$0.00402/kWh				\$0.29		
Florida Gross Receipt Tax						\$0.79		

Electric Service Cost

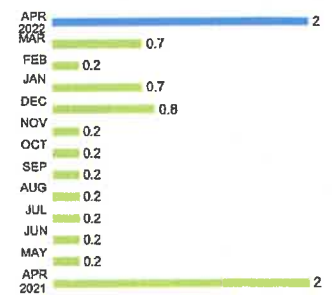
\$31.55

Current Month's Electric Charges

\$31.55

Tampa Electric Usage History

Kilowatt-Hours Per Day (Average)



Miscellaneous Credits

Deposit Refund

-\$9.00

During our annual review of accounts, we found that your account is over-secured. We have credited a portion of your deposit to better reflect your typical usage.

Interest for Cash Security Deposit

-\$0.08

Total Current Month's Credits

-\$9.08

00000030-0000322-Page 6 of 20



ACCOUNT INVOICE

tampaelectric.com



Account: 211015021994

Statement Date: 05/02/22



Details of Charges – Service from 03/22/22 to 04/20/22

Service for: NOELL PURCELL D&F, PH 1, TAMPA, FL 33625-0000

Rate Schedule: Lighting Service

Lighting Service Items LS-1 (Bright Choices) for 30 days

Lighting Energy Charge	1978 kWh @ \$0.03079/kWh	\$60.90
Fixture & Maintenance Charge	23 Fixtures	\$495.88
Lighting Pole / Wire	23 Poles	\$695.80
Lighting Fuel Charge	1978 kWh @ \$0.04060/kWh	\$80.31
Storm Protection Charge	1978 kWh @ \$0.01028/kWh	\$20.33
Clean Energy Transition Mechanism	1978 kWh @ \$0.00033/kWh	\$0.65
Florida Gross Receipt Tax		\$4.16
Lighting Charges		\$1,358.03
Current Month's Electric Charges		\$1,358.03

00000030-0000323-Page 7 of 20



ACCOUNT INVOICE

tampaelectric.com



Account: 211015022109
Statement Date: 05/02/22

Details of Charges – Service from 03/22/22 to 04/20/22

Service for: CITRUS PARK BL MARINET DR, TAMPA, FL 33625-0000

Rate Schedule: Lighting Service

Lighting Service Items LS-1 (Bright Choices) for 30 days

Lighting Energy Charge	1052 kWh @ \$0.03079/kWh	\$32.39
Fixture & Maintenance Charge	43 Fixtures	\$787.35
Lighting Pole / Wire	43 Poles	\$1097.37
Lighting Fuel Charge	1052 kWh @ \$0.04060/kWh	\$42.71
Storm Protection Charge	1052 kWh @ \$0.01028/kWh	\$10.81
Clean Energy Transition Mechanism	1052 kWh @ \$0.00033/kWh	\$0.35
Florida Gross Receipt Tax		\$2.21
Lighting Charges		\$1,973.19
Current Month's Electric Charges		\$1,973.19

00000030-0000323-Page 8 of 20



Account: 211015022232
Statement Date: 05/02/22

Details of Charges – Service from 03/22/22 to 04/20/22

Service for: MANDOLIN PHASE 2A, TAMPA, FL 33625-0000

Rate Schedule: Lighting Service

00000030-0000324-Page 8 of 20

Lighting Service Items LS-1 (Bright Choices) for 30 days

Lighting Energy Charge	183 kWh @ \$0.03079/kWh	\$5.63
Fixture & Maintenance Charge	7 Fixtures	\$118.21
Lighting Pole / Wire	7 Poles	\$178.85
Lighting Fuel Charge	183 kWh @ \$0.04060/kWh	\$7.43
Storm Protection Charge	183 kWh @ \$0.01028/kWh	\$1.88
Clean Energy Transition Mechanism	183 kWh @ \$0.00033/kWh	\$0.06
Florida Gross Receipt Tax		\$0.38
Lighting Charges		\$312.44
Current Month's Electric Charges		\$312.44



ACCOUNT INVOICE

tampaelectric.com



Account: 211015022349
Statement Date: 05/02/22

Details of Charges – Service from 03/22/22 to 04/20/22

Service for: MANDOLIN PHASE 3, TAMPA, FL 33625-0000

Rate Schedule: Lighting Service

Lighting Service Items LS-1 (Bright Choices) for 30 days

Lighting Energy Charge	204 kWh @ \$0.03079/kWh	\$6.28
Fixture & Maintenance Charge	6 Fixtures	\$106.64
Lighting Pole / Wire	6 Poles	\$153.30
Lighting Fuel Charge	204 kWh @ \$0.04060/kWh	\$8.28
Storm Protection Charge	204 kWh @ \$0.01028/kWh	\$2.10
Clean Energy Transition Mechanism	204 kWh @ \$0.00033/kWh	\$0.07
Florida Gross Receipt Tax		\$0.43
Lighting Charges		\$277.10
Current Month's Electric Charges		\$277.10

00000030-0000324-Page 10 of 20



ACCOUNT INVOICE

tampaelectric.com



Account: 211015022463
Statement Date: 05/02/22

Details of Charges – Service from 03/22/22 to 04/20/22

Service for: MANDOLIN PHASE 2B, TAMPA, FL 33625-0000

Rate Schedule: Lighting Service

Lighting Service Items LS-1 (Bright Choices) for 30 days

Lighting Energy Charge	246 kWh @ \$0.03079/kWh	\$7.57
Fixture & Maintenance Charge	9 Fixtures	\$163.34
Lighting Pole / Wire	9 Poles	\$229.95
Lighting Fuel Charge	246 kWh @ \$0.04060/kWh	\$9.99
Storm Protection Charge	246 kWh @ \$0.01028/kWh	\$2.53
Clean Energy Transition Mechanism	246 kWh @ \$0.00033/kWh	\$0.08
Florida Gross Receipt Tax		\$0.52

Lighting Charges

\$413.98

Current Month's Electric Charges

\$413.98

00000030-0000325-Page 11 of 20



ACCOUNT INVOICE

tampaelectric.com




Account: 211015022745
Statement Date: 05/02/22

Details of Charges – Service from 03/24/22 to 04/22/22

Service for: 14719 BRICK PL, TAMPA, FL 33626-0000

Rate Schedule: General Service - Non Demand

Meter Number	Read Date	Current Reading	-	Previous Reading	=	Total Used	Multiplier	Billing Period																		
1000152133	04/22/22	50,885		49,373		1,512 kWh	1	30 Days																		
Daily Basic Service Charge		30 days @ \$0.74000				\$22.20	<div>Tampa Electric Usage History</div> <div>Kilowatt-Hours Per Day (Average)</div>  <table><thead><tr><th>Month</th><th>Kilowatt-Hours Per Day (Average)</th></tr></thead><tbody><tr><td>APR 2022</td><td>50</td></tr><tr><td>MAR</td><td>48</td></tr><tr><td>FEB</td><td>50</td></tr><tr><td>JAN</td><td>56</td></tr><tr><td>DEC</td><td>54</td></tr><tr><td>NOV</td><td>53</td></tr><tr><td>OCT</td><td>52</td></tr><tr><td>SEP</td><td>52</td></tr></tbody></table>		Month	Kilowatt-Hours Per Day (Average)	APR 2022	50	MAR	48	FEB	50	JAN	56	DEC	54	NOV	53	OCT	52	SEP	52
Month	Kilowatt-Hours Per Day (Average)																									
APR 2022	50																									
MAR	48																									
FEB	50																									
JAN	56																									
DEC	54																									
NOV	53																									
OCT	52																									
SEP	52																									
Energy Charge		1,512 kWh @ \$0.07035/kWh				\$106.37																				
Fuel Charge		1,512 kWh @ \$0.04126/kWh				\$62.39																				
Storm Protection Charge		1,512 kWh @ \$0.00315/kWh				\$4.76																				
Clean Energy Transition Mechanism		1,512 kWh @ \$0.00402/kWh				\$6.08																				
Florida Gross Receipt Tax						\$5.17																				
Electric Service Cost						\$206.97																				
Current Month's Electric Charges						\$206.97																				



Account: 211015022836
Statement Date: 05/02/22

Details of Charges – Service from 03/24/22 to 04/22/22

Service for: 14729 CANOPY DR, TAMPA, FL 33626-3356

Rate Schedule: General Service - Non Demand

00000330-0000326-Page 13 of 20

Meter Number	Read Date	Current Reading	-	Previous Reading	=	Total Used	Multiplier	Billing Period																		
1000206733	04/22/22	5,148		4,968		180 kWh	1	30 Days																		
Daily Basic Service Charge		30 days @ \$0.74000				\$22.20	<div>Tampa Electric Usage History</div> <div>Kilowatt-Hours Per Day (Average)</div> <table><thead><tr><th>Month</th><th>Value</th></tr></thead><tbody><tr><td>APR 2022</td><td>6</td></tr><tr><td>MAR</td><td>5</td></tr><tr><td>FEB</td><td>6</td></tr><tr><td>JAN</td><td>7</td></tr><tr><td>DEC</td><td>6</td></tr><tr><td>NOV</td><td>6</td></tr><tr><td>OCT</td><td>4</td></tr><tr><td>SEP</td><td>4</td></tr></tbody></table>		Month	Value	APR 2022	6	MAR	5	FEB	6	JAN	7	DEC	6	NOV	6	OCT	4	SEP	4
Month	Value																									
APR 2022	6																									
MAR	5																									
FEB	6																									
JAN	7																									
DEC	6																									
NOV	6																									
OCT	4																									
SEP	4																									
Energy Charge		180 kWh @ \$0.07035/kWh				\$12.66																				
Fuel Charge		180 kWh @ \$0.04126/kWh				\$7.43																				
Storm Protection Charge		180 kWh @ \$0.00315/kWh				\$0.57																				
Clean Energy Transition Mechanism		180 kWh @ \$0.00402/kWh				\$0.72																				
Florida Gross Receipt Tax						\$1.12																				
Electric Service Cost						\$44.70																				
Current Month's Electric Charges						\$44.70																				



ACCOUNT INVOICE

tampaelectric.com



Account: 211015022968
Statement Date: 05/02/22

Details of Charges – Service from 03/24/22 to 04/22/22

Service for: 14662 CANOPY DR, TAMPA, FL 33626-3348

Rate Schedule: General Service - Non Demand

Meter Location: Area Light

Meter Number	Read Date	Current Reading	-	Previous Reading	=	Total Used	Multiplier	Billing Period
1000198591	04/22/22	3,681		3,588		93 kWh	1	30 Days
Daily Basic Service Charge		30 days @ \$0.74000				\$22.20	Tampa Electric Usage History Kilowatt-Hours Per Day (Average)	
Energy Charge		93 kWh @ \$0.07035/kWh				\$6.54		
Fuel Charge		93 kWh @ \$0.04126/kWh				\$3.84		
Storm Protection Charge		93 kWh @ \$0.00315/kWh				\$0.29		
Clean Energy Transition Mechanism		93 kWh @ \$0.00402/kWh				\$0.37		
Florida Gross Receipt Tax						\$0.85		
Electric Service Cost						\$34.09		
Current Month's Electric Charges						\$34.09		



Account: 211015023099
Statement Date: 05/02/22

Details of Charges – Service from 03/24/22 to 04/22/22

Service for: 11513 SPLENDID LN, TAMPA, FL 33626-3366

Rate Schedule: General Service - Non Demand

Meter Number	Read Date	Current Reading	Previous Reading	=	Total Used
1000198613	04/22/22	9,961	9,685		276 kWh
Daily Basic Service Charge		30 days @ \$0.74000			\$22.20
Energy Charge		276 kWh @ \$0.07035/kWh			\$19.42
Fuel Charge		276 kWh @ \$0.04126/kWh			\$11.39
Storm Protection Charge		276 kWh @ \$0.00315/kWh			\$0.87
Clean Energy Transition Mechanism		276 kWh @ \$0.00402/kWh			\$1.11
Florida Gross Receipt Tax					\$1.41

Electric Service Cost

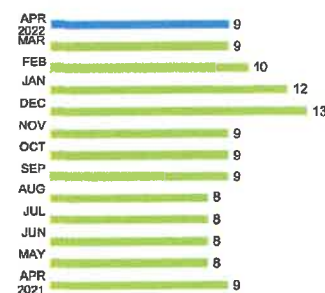
\$56.40

Current Month's Electric Charges

\$56.40

Tampa Electric Usage History

Kilowatt-Hours Per Day
(Average)



00000030-0000327-Page 15 of 20



ACCOUNT INVOICE

tampaelectric.com



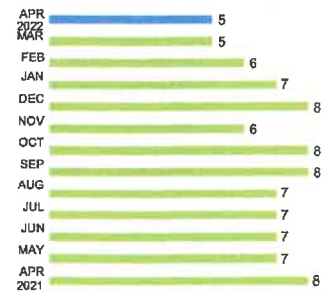
Account: 211015023214
Statement Date: 05/02/22

Details of Charges – Service from 03/24/22 to 04/22/22

Service for: 14691 COTSWOLDS DR LGT, TAMPA, FL 33626-0000

Rate Schedule: General Service - Non Demand

Meter Number	Read Date	Current Reading	-	Previous Reading	=	Total Used	Multiplier	Billing Period
1000180482	04/22/22	8,652		8,503		149 kWh	1	30 Days
Daily Basic Service Charge		30 days @ \$0.74000				\$22.20	Tampa Electric Usage History Kilowatt-Hours Per Day (Average)	
Energy Charge		149 kWh @ \$0.07035/kWh				\$10.48		
Fuel Charge		149 kWh @ \$0.04126/kWh				\$6.15		
Storm Protection Charge		149 kWh @ \$0.00315/kWh				\$0.47		
Clean Energy Transition Mechanism		149 kWh @ \$0.00402/kWh				\$0.60		
Florida Gross Receipt Tax						\$1.02		
Electric Service Cost						\$40.92		
Current Month's Electric Charges						\$40.92		



00000030-0000327-Page 15 of 20



ACCOUNT INVOICE

tampaelectric.com



Account: 211015023339
Statement Date: 05/02/22



Details of Charges – Service from 03/24/22 to 04/22/22

Service for: 11562 FOUNTAINHEAD DR, TAMPA, FL 33626-3321

Rate Schedule: General Service - Non Demand

Meter Location: PUMP/LIFT STATION

Meter Number	Read Date	Current Reading	-	Previous Reading	=	Total Used	Multiplier	Billing Period
1000181268	04/22/22	3,398		3,307		91 kWh	1	30 Days
Daily Basic Service Charge			30 days @ \$0.74000			\$22.20	<div>Tampa Electric Usage History</div> <div>Kilowatt-Hours Per Day (Average)</div> <div><div>APR 2022</div><div>MAR</div><div>FEB</div><div>JAN</div><div>DEC</div><div>NOV</div><div>OCT</div><div>SEP</div><div>AUG</div><div>JUL</div><div>JUN</div><div></div><div></div><div></div><div></div><div></div><div></div><div></div><div></div><div></div><div></div><div></div><div></div><div></div><div></div><div></div><div></div><div></div><div></div><div></div><div></div><div></div><div></div><div></div><div></div><div></div><div></div><div></div><div></div><div></div><div></div><div></div><div></div><div></div><div></div><div></div><div></div><div></div><div></div><div></div><div></div><div></div><div></div><div></div><div></div><div></div><div></div><div></div><div></div><div></div><div></div><div></div><div></div><div></div><div></div><div></div><div></div><div></div><div></div><div></div><div></div><div></div><div></div><div></div><div></div><div></div><div></div><div></div><div></div><div></div><div></div><div></div><div></div><div></div><div></div><div></div><div></div><div></div><div></div><div></div><div></div><div></div><div></div><div></div><div></div><div></div><div></div><div></div><div></div><div></div><div></div><div></div><div></div><div></div><div></div><div></div><div></div><div></div><div></div><div></div><div></div><div></div><div></div><div></div><div></div><div></div><div></div><div></div><div></div><div></div><div></div><div></div><div></div><div></div><div></div><div></div><div></div><div></div><div></div><div></div><div></div><div></div><div></div><div></div><div></div><div></div><div></div><div></div><div></div><div></div><div></div><div></div><div></div><div></div><div></div><div></div><div></div><div></div><div></div><div></div><div></div><div></div><div></div><div></div><div></div><div></div><div></div><div></div><div></div><div></div><div></div><div></div><div></div><div></div><div></div><div></div><div></div><div></div><div></div><div></div><div></div><div></div><div></div><div></div><div></div><div></div><div></div><div></div><div></div><div></div><div></div><div></div><div></div><div></div><div></div><div></div><div></div><div></div><div></div><div></div><div></div><div></div><div></div><div></div><div></div><div></div><div></div><div></div><div></div><div></div><div></div><div></div><div></div><div></div><div></div><div></div><div></div><div></div><div></div><div></div><div></div><div></div><div></div><div></div><div></div><div></div><div></div><div></div><div></div><div></div><div></div><div></div><div></div><div></div><div></div><div></div><div></div><div></div><div></div><div></div><div></div><div></div><div></div><div></div><div></div><div></div><div></div><div></div><div></div><div></div><div></div><div></div><div></div><div></div><div></div><div></div><div></div><div></div><div></div><div></div><div></div><div></div><div></div><div></div><div></div><div></div><div></div><div></div><div></div><div></div><div></div><div></div><div></div><div></div><div></div><div></div><div></div><div></div><div></div><div></div><div></div><div></div><div></div><div></div><div></div><div></div><div></div><div></div><div></div><div></div><div></div><div></div><div></div><div></div><div></div><div></div><div></div><div></div><div></div><div></div><div></div><div></div><div></div><div></div><div></div><div></div><div></div><div></div><div></div><div></div><div></div><div></div><div></div><div></div><div></div><div></div><div></div><div></div><div></div><div></div><div></div><div></div><div></div><div></div><div></div><div></div><div></div><div></div><div></div><div></div><div></div><div></div><div></div><div></div><div></div><div></div><div></div><div></div><div></div><div></div><div></div><div></div><div></div><div></div><div></div><div></div><div></div><div></div><div></div><div></div><div></div><div></div><div></div><div></div><div></div><div></div><div></div><div></div><div></div><div></div><div></div><div></div><div></div><div></div><div></div><div></div><div></div><div></div><div></div><div></div><div></div><div></div><div></div><div></div><div></div><div></div><div></div><div></div><div></div><div></div><div></div><div></div><div></div><div></div><div></div><div></div><div></div><div></div><div></div><div></div><div></div><div></div><div></div><div></div><div></div><div></div><div></div><div></div><div></div><div></div><div></div><div></div><div></div><div></div><div></div><div></div><div></div><div></div><div></div><div></div><div></div><div></div><div></div><div></div><div></div><div></div><div></div><div></div><div></div><div></div><div></div><div></div><div></div><div></div><div></div><div></div><div></div><div></div><div></div><div></div><div></div><div></div><div></div><div></div><div></div><div></div><div></div><div></div><div></div><div></div><div></div><div></div><div></div><div></div><div></div><div></div><div></div><div></div><div></div><div></div><div></div><div></div><div></div><div></div><div></div><div></div><div></div><div></div><div></div><div></div><div></div><div></div><div></div><div></div><div></div><div></div><div></div><div></div><div></div><div></div><div></div><div></div><div></div><div></div><div></div><div></div><div></div><div></div><div></div><div></div><div></div><div></div><div></div><div></div><div></div><div></div><div></div><div></div><div></div><div></div><div></div><div></div><div></div><div></div><div></div><div></div><div></div><div></div><div></div><div></div><div></div><div></div><div></div><div></div><div></div><div></div><div></div><div></div><div></div><div></div><div></div><div></div><div></div><div></div><div></div><div></div><div></div><div></div><div></div><div></div><div></div><div></div><div></div><div></div><div></div><div></div><div></div><div></div><div></div><div></div><div></div><div></div><div></div><div></div><div></div><div></div><div></div><div></div><div></div><div></div><div></div><div></div><div></div><div></div><div></div><div></div><div></div><div></div><div></div><div></div><div></div><div></div><div></div><div></div><div></div><div></div><div></div><div></div><div></div><div></div><div></div><div></div><div></div><div></div><div></div><div></div><div></div><div></div><div></div><div></div><div></div><div></div><div></div><div></div><div></div><div></div><div></div><div></div><div></div><div></div><div></div><div></div><div></div><div></div><div></div><div></div><div></div><div></div><div></div><div></div><div></div><div></div><div></div><div></div><div></div><div></div><div></div><div></div><div></div><div></div><div></div><div></div><div></div><div></div><div></div><div></div><div></div><div></div><div></div><div></div><div></div><div></div><div></div><div></div><div></div><div></div><div></div><div></div><div></div><div></div><div></div><div></div><div></div><div></div><div></div><div></div><div></div><div></div><div></div><div></div><div></div><div></div><div></div><div></div><div></div><div></div><div></div><div></div><div></div><div></div><div></div><div></div><div></div><div></div><div></div><div></div><div></div><div></div><div></div><div></div><div></div><div></div><div></div><div></div><div></div><div></div><div></div><div></div><div></div><div></div><div></div><div></div><div></div><div></div><div></div><div></div><div></div><div></div><div></div><div></div><div></div><div></div><div></div><div></div><div></div><div></div><div></div><div></div><div></div><div></div><div></div><div></div><div></div><div></div><div></div><div></div><div></div><div></div><div></div><div></div><div></div><div></div><div></div><div></div><div></div><div></div><div></div><div></div><div></div><div></div><div></div><div></div><div></div><div></div><div></div><div></div><div></div><div></div><div></div><div></div><div></div><div></div><div></div><div></div><div></div><div></div><div></div><div></div><div></div><div></div><div></div><div></div><div></div><div></div><div></div><div></div><div></div><div></div><div></div><div></div><div></div><div></div><div></div><div></div><div></div><div></div><div></div><div></div><div></div><div></div><div></div><div></div><div></div><div></div><div></div><div></div><div></div><div></div><div></div><div></div><div></div><div></div><div></div><div></div><div></div><div></div><div></div><div></div><div></div><div></div><div></div><div></div><div></div><div></div><div></div><div></div><div></div><div></div><div></div><div></div><div></div><div></div><div></div><div></div><div></div><div></div><div></div><div></div><div></div><div></div><div></div><div></div><div></div><div></div><div></div><div></div><div></div><div></div><div></div><div></div><div></div><div></div><div></div><div></div><div></div><div></div><div></div><div></div><div></div><div></div><div></div><div></div><div></div><div></div><div></div><div></div><div></div><div></div><div></div><div></div><div></div><div></div><div></div><div></div><div></div><div></div><div></div><div></div><div></div><div></div><div></div><div></div><div></div><div></div><div></div><div></div><div></div><div></div><div></div><div></div><div></div><div></div><div></div><div></div><div></div><div></div><div></div><div></div><div></div><div></div><div></div><div></div><div></div><div></div><div></div><div></div><div></div><div></div><div></div><div></div><div></div><div></div><div></div><div></div><div></div><div></div><div></div><div></div><div></div><div></div><div></div><div></div><div></div><div></div><div></div><div></div><div></div><div></div><div></div><div></div><div></div><div></div><div></div><div></div><div></div><div></div><div></div><div></div><div></div><div></div><div></div><div></div><div></div><div></div><div></div><div></div><div></div><div></div><div></div><div></div><div></div><div></div><div></div><div></div><div></div><div></div><div></div><div></div><div></div><div></div><div></div><div></div><div></div><div></div><div></div><div></div><div></div><div></div><div></div><div></div><div></div><div></div><div></div><div></div><div></div><div></div><div></div><div></div><div></div><div></div><div></div><div></div><div></div><div></div><div></div><div></div><div></div><div></div><div></div><div></div><div></div><div></div><div></div><div></div><div></div><div></div><div></div><div></div><div></div><div></div><div></div><div></div><div></div><div></div><div></div><div></div><div></div><div></div><div></div><div></div><div></div><div></div><div></div><div></div><div></div><div></div><div></div><div></div><div></div><div></div><div></div><div></div><div></div><div></div><div></div><div></div><div></div><div></div><div></div><div></div><div></div><div></div><div></div><div></div><div></div><div></div><div></div><div></div><div></div><div></div><div></div><div></div><div></div><div></div><div></div><div></div><div></div><div></div><div></div><div></div><div></div><div></div><div></div><div></div><div></div><div></div><div></div><div></div><div></div><div></div><div></div><div></div><div></div><div></div><div></div><div></div><div></div><div></div><div></div><div></div><div></div><div></div><div></div><div></div><div></div><div></div><div></div><div></div><div></div><div></div><div></div><div></div><div></div><div></div><div></div><div></div><div></div><div></div><div></div><div></div><div></div><div></div><div></div><div></div><div></div><div></div><div></div><div></div><div></div><div></div><div></div><div></div><div></div><div></div><div></div><div></div><div></div><div></div><div></div><div></div><div></div><div></div><div></div><div></div><div></div><div></div><div></div><div></div><div></div><div></div><div></div><div></div><div></div><div></div><div></div><div></div><div></div><div></div><div></div><div></div><div></div><div></div><div></div><div></div><div></div><div></div><div></div><div></div><div></div><div></div><div></div><div></div><div></div><div></div><div></div><div></div><div></div><div></div><div></div><div></div><div></div><div></div><div></div><div></div><div></div><div></div><div></div><div></div><div></div><div></div><div></div><div></div><div></div><div></div><div></div><div></div><div></div><div></div><div></div><div></div><div></div><div></div><div></div><div></div><div></div><div></div><div></div><div></div><div></div><div></div><div></div><div></div><div></div><div></div><div></div><div></div><div></div><div></div><div></div><div></div><div></div><div></div><div></div><div></div><div></div><div></div><div></div><div></div><div></div><div></div><div></div><div></div><div></div><div></div><div></div><div></div><div></div><div></div><div></div><div></div><div></div><div></div><div></div><div></div><div></div><div></div><div></div><div></div><div></div><div></div><div></div><div></div><div></div><div></div><div></div><div></div><div></div><div></div><div></div><div></div><div></div><div></div><div></div><div></div><div></div><div></div><div></div><div></div><div></div><div></div><div></div><div></div><div></div><div></div><div></div><div></div><div></div><div></div><div></div><div></div><div></div><div></div><div></div><div></div><div></div><div></div><div></div><div></div><div></div><div></div><div></div><div></div><div></div><div></div><div></div><div></div><div></div><div></div><div></div><div></div><div></div><div></div><div></div><div></div><div></div><div></div><div></div><div></div><div></div><div></div><div></div><div></div><div></div><div></div><div></div><div></div><div></div><div></div><div></div><div></div><div></div><div></div><div></div><div></div><div></div><div></div><div></div><div></div><div></div><div></div><div></div><div></div><div></div><div></div><div></div><div></div><div></div><div></div><div></div><div></div><div></div><div></div><div></div><div></div><div></div><div></div><div></div><div></div><div></div><div></div><div></div><div></div><div></div><div></div><div></div><div></div><div></div><div></div><div></div><div></div><div></div><div></div><div></div><div></div><div></div><div></div><div></div><div></div><div></div><div></div><div></div><div></div><div></div><div></div><div></div><div></div><div></div><div></div><div></div><div></div><div></div><div></div><div></div><div></div><div></div><div></div><div></div><div></div><div></div><div></div><div></div><div></div><div></div><div></div><div></div><div></div><div></div><div></div><div></div><div></div><div></div><div></div><div></div><div></div><div></div><div></div><div></div><div></div><div></div><div></div><div></div><div></div><div></div><div></div><div></div><div></div><div></div><div></div><div></div><div></div><div></div><div></div><div></div><div></div><div></div><div></div><div></div><div></div><div></div><div></div><div></div><div></div><div></div><div></div><div></div><div></div><div></div><div></div><div></div><div></div><div></div><div></div><div></div><div></div><div></div><div></div><div></div><div></div><div></div><div></div><div></div><div></div><div></div><div></div><div></div><div></div><div></div><div></div><div></div><div></div><div></div><div></div><div></div><div></div><div></div><div></div><div></div><div></div><div></div><div></div><div></div><div></div><div></div><div></div><div></div><div></div><div></div><div></div><div></div><div></div><div></div><div></div><div></div><div></div><div></div><div></div><div></div><div></div><div></div><div></div><div></div><div></div><div></div><div></div><div></div><div></div><div></div><div></div><div></div><div></div><div></div><div></div><div></div><div></div><div></div><div></div><div></div><div></div><div></div><div></div><div></div><div></div><div></div><div></div><div></div><div></div><div></div><div></div><div></div><div></div><div></div><div></div><div></div><div></div><div></div><div></div><div></div><div></div><div></div><div></div><div></div><div></div><div></div><div></div><div></div><div></div><div></div><div></div><div></div><div></div><div></div><div></div><div></div><div></div><div></div><div></div><div></div><div></div><div></div><div></div><div></div><div></div><div></div><div></div><div></div><div></div><div></div><div></div><div></div><div></div><div></div><div></div><div></div><div></div><div></div><div></div><div></div><div></div><div></div><div></div><div></div><div></div><div></div><div></div><div></div><div></div><div></div><div></div><div></div><div></div><div></div><div></div><div></div><div></div><div></div><div></div><div></div><div></div><div></div><div></div><div></div><div></div><div></div><div></div><div></div><div></div><div></div><</div>	

00000039-0000028-Page 17 of 20



ACCOUNT INVOICE

tampaelectric.com



Account: 211015023446
Statement Date: 05/02/22

Details of Charges – Service from 03/24/22 to 04/22/22

Service for: 14572 COTSWOLDS DR, TAMPA, FL 33626-0000

Rate Schedule: General Service - Non Demand

Meter Location: PUMP/LIFT STATION

Meter Number	Read Date	Current Reading	-	Previous Reading	=	Total Used	Multiplier	Billing Period
1000180490	04/22/22	7,531		7,338		193 kWh	1	30 Days
Daily Basic Service Charge		30 days @ \$0.74000				\$22.20	Tampa Electric Usage History Kilowatt-Hours Per Day (Average)	
Energy Charge		193 kWh @ \$0.07035/kWh				\$13.58		
Fuel Charge		193 kWh @ \$0.04126/kWh				\$7.96		
Storm Protection Charge		193 kWh @ \$0.00315/kWh				\$0.61		
Clean Energy Transition Mechanism		193 kWh @ \$0.00402/kWh				\$0.78		
Florida Gross Receipt Tax						\$1.16		
Electric Service Cost						\$46.29		
Current Month's Electric Charges						\$46.29		
Total Current Month's Charges						\$4,832.38		

Important Messages

We've noticed that you have been paying your bill electronically lately. To help cut down on clutter and waste, we are no longer including a remittance envelope with your bill. Should you want to mail in your payment, you can request a payment envelope by calling 813-223-0800 or simply use a regular envelope and address it to TECO P.O. Box 31318, Tampa, Florida 33631-3318.

CREATIVE SHADE SOLUTIONS

Invoice

719 Wesley Ave.
Tarpon Springs, FL 34689
727-947-3067
www.creativeshadesolutions.com

Date	Order #
10/25/2021	2021-0375

Bill To
Highland Park 11740 Casa Lago Lane Westchase, Florida 33626 <i>Park Place</i>

Ship To

Project	Sales Person	P.O. No.
\$27,750.00		

Qty	Item #	Description	Unit Price	Amount
1	4 Post	4 Post Shade Structure 40' x 50' Galvanized post - Galvanized frame Frame color: Brown Quick release cable Commercial 95 fabric - 10 year warranty Fabric color: Brunswick green Installation included	54,000.00	54,000.00T
1	Permit	Permit application - Prep and submit	750.00	750.00T
1	Engineer Set	Sealed Engineered Drawings	750.00	750.00
1	Permit Fees	County / City Permits Fees -TBD - paid by client	210.13	210.13T
** Leadtime 8 - 10 Weeks				
<i>BA</i> <i>CAP. tal Imp.</i>				

- This is an Invoice on the goods named, subject to the conditions noted below:
- Siteplan/Survey must be provided by client/owner showing the property as needed for permitting.
- Client will do the locating services. call 811 before digging
- No site work included, client will fix any damaged underground pipe or wires.
- Client will provide water and electricity. Water and electric available on job site.
- Dirt will be moved 75' away at no costs. Construction dumpster on job site.
- Client will provide easy access to the work area, by removing fences etc.
- Will use standard insurances. Any extra insurance requiremants must be quoted on.
- If we don't do the installations : Add 7% for sales tax.
- 3% Credit Card Processing Fee
- 50% Deposit required.

THANK YOU FOR YOUR BUSINESS!

Subtotal	\$55,710.13
Sales Tax (0.0%)	\$0.00
Total	\$55,710.13
Amount Paid	-\$27,750.00
Balance Due	\$27,960.13

Cypress Creek Aquatics, Inc.
12231 Main St Unit 1196
San Antonio, FL 33576



Invoice

Date	Invoice #
4/28/2022	1161

Bill To
Park Place CDD c/o Meritus Corp 2005 Pan Am Circle, Suite 300 Tampa, FL 33607

Ship To
Pond 3 Aerator Replacement

P.O. Number	Terms	Project
	Net 30	

Quantity	Item Code	Description	Price Each	Amount
1	Kasco RA1-PM	Installation of 1 Diffuser System with no tubing or head unit. Includes new sound reduction cabinet System comes with a 2 year warranty on parts.	2,253.87	2,253.87
BN 4507 5390				

Total	\$2,253.87
--------------	-------------------

[illegible]

[illegible]

[Back](#)

1. Print this invoice.
2. Attach your check.
3. Mail to:
DoorKing Inc.
IM Server Payments
120 S. Glasgow Avenue
Inglewood, CA 90301
(800) 826-7493

DKS IM/VoIP Subscription

INVOICE (Supplementary)

INVOICE #

1803753

INVOICE DATE

May 8, 2022

SUBSCRIBER
Monica Alvarez Park Place CDD 2005 Pan AM Cir Suite 300 Tampa, FL 33607

User ID: **Mandolin.Estates**

Period Starts: April 7, 2022
Period Ends: April 6, 2023

Previous Balance: \$317.90 *Note: All \$ amounts are in US Dollars.*
Payment Received: (\$317.90)
New Charges: \$0.00
Total Amount Due: \$0.00 USD

Payments

Date	Details	Amount
4/19/2022	Check received	(\$317.90)

IM Systems

From	To	Name	Phone	MC	Tenants	Amount
4/7/2022	4/6/2023		813 818 8068	5555	178	\$0.00
4/7/2022	4/6/2023		813 818 7058	5555	196	\$0.00

Summary	Total Amount Due
Paid in full.	\$0.00 USD



Received
APR 29 2022

PARK PLACE CDD
Your Monthly Invoice

Page 1 of 3

Account Summary

New Charges Due Date	5/16/22
Billing Date	4/22/22
Account Number	813-818-8068-022619-5
PIN	9579
Previous Balance	127.64
Payments Received Thru 4/06/22	-127.64
Thank you for your payment!	
Balance Forward	.00
New Charges	131.34
Total Amount Due	\$131.34

MAKE THE WAIT GREAT!

Keep customers content with their favorite channels. Frontier and DISH TV make it easy:

One choice: dozens of popular channels

One bill: bundle with internet & voice

One price: 2-year price guarantee

business.frontier.com/select-tv-channels

Ways to Pay Your Bill



frontier.com/pay



800.801.6652



Auto Pay

frontier.com/SignUpForAutoPay

6



P.O. Box 709, South Windsor, CT 06074-9998

AV 01 014002 61785H 53 A**5DGT



PARK PLACE CDD
2005 PAN AM CIR STE 300
TAMPA, FL 33607-6008

PAYMENT STUB

Total Amount Due **\$131.34**

New Charges Due Date 5/16/22

Account Number 813-818-8068-022619-5

Please do not send correspondence with your payment. Make checks payable to Frontier.

Amount Enclosed \$.

To change your billing address, call 1-800-921-8102

FRONTIER
PO BOX 740407
CINCINNATI OH 45274-0407



30700281381880680226190000000000000000131345



PARK PLACE CDD
Date of Bill
Account Number

Page 3 of 3

4/22/22

813-818-8068-022619-5

CURRENT BILLING SUMMARY

Local Service from 04/22/22 to 05/21/22

Qty Description	813/818-8068.0	Charge
Basic Charges		
FTR Freedom for Business		87.00
Carrier Cost Recovery Surcharge		8.99
Federal Subscriber Line Charge - Bus		6.50
Access Recovery Charge-Business		2.50
Frontier Roadwork Recovery Surcharge		1.75
FL State Communications Services Tax		5.62
County Communications Services Tax		5.47
FCA Long Distance - Federal USF Surcharge		5.23
FL State Gross Receipts Tax		2.44
Federal USF Recovery Charge		2.15
Hillsborough County 911 Surcharge		.40
Federal Excise Tax		.33
FL State Gross Receipts Tax		.16
FL Telecommunications Relay Service		.10
Total Basic Charges		128.64
Toll/Other		
Federal Primary Carrier Single Line Charge		1.99
FCA Long Distance - Federal USF Surcharge		.47
FL State Communications Services Tax		.12
County Communications Services Tax		.12
Total Toll/Other		2.70

TOTAL 131.34

CUSTOMER TALK

If your bill reflects that you owe a Balance Forward, you must make a payment immediately in order to avoid collection activities. You must pay a minimum of \$131.34 by your due date to avoid disconnection of your local service. All other charges should be paid by your due date to keep your account current.

Beginning April 1, 2022, the Federal USF Recovery Charge and the Frontier Long Distance Federal USF Surcharge are decreasing from 25.2% to 23.8% of the taxable interstate and international portions of your phone bill. Both charges support the Universal Service Fund, which keeps local phone service affordable for all Americans by providing discounts on services to schools, libraries, and people living in rural and high-cost areas.

Effective with this bill, the Carrier Cost Recovery Surcharge has increased to \$8.99 per account. This is a Frontier-imposed surcharge. Questions? Please contact customer service.

Detail of Frontier Charges

Toll charged to 813/818-8068

Detail of Frontier Com of America Charges

Toll charged to 813/818-8068

Legend Call Types:

DD - Day

Caller Summary Report

	Calls	Minutes	Amount
Main Number	8	8	.00
***Customer Summary	8	8	.00

Caller Summary Report

	Calls	Minutes	Amount
Intra-Lata	2	2	.00
Interstate	4	4	.00
Intrastate	2	2	.00
***Customer Summary	8	8	.00



PARK PLACE CDD
Your Monthly Invoice

Page 1 of 4

Account Summary

New Charges Due Date	5/25/22
Billing Date	5/01/22
Account Number	813-818-7058-022619-5
PIN	0363
Previous Balance	193.91
Payments Received Thru 4/21/22	-193.91
Thank you for your payment!	
Balance Forward	.00
New Charges	96.00
Total Amount Due	\$96.00

MAKE THE WAIT GREAT!

Keep customers content with their favorite channels. Frontier and DISH TV make it easy:

One choice: dozens of popular channels

One bill: bundle with internet & voice

One price: 2-year price guarantee

business.frontier.com/select-tv-channels

Ways to Pay Your Bill



frontier.com/pay



800.801.6652



Auto Pay

frontier.com/SignUpForAutoPay

1,6



P.O. Box 709, South Windsor, CT 06074-9998

AV 01 006781 72379H 29 A**5DGT



PARK PLACE CDD
2005 PAN AM CIR STE 300
TAMPA, FL 33607-6008

PAYMENT STUB

Total Amount Due

\$96.00

New Charges Due Date

5/25/22

Account Number

813-818-7058-022619-5

Please do not send correspondence with your payment. Make checks payable to Frontier.

Amount Enclosed \$

To change your billing address, call 1-800-921-8102

FRONTIER
PO BOX 740407
CINCINNATI OH 45274-0407



247008813818705802261900000000000000096005



REAP THE REWARDS

Know a business that could use Frontier® Internet service? Earn up to **\$5,000** for each referral that signs up.

business.frontier.com/referral-program

For help: Customer Service at frontier.com/HelpCenter or chat at frontier.com/chat. Visually impaired/TTY customers, call 711. For languages other than English or Spanish, call 1.833.557.1929

PAYING YOUR BILL, LATE PAYMENTS, RETURNED CHECK FEES and PAST DUE BALANCES

You are responsible for all legitimate, undisputed charges on your bill. Paying by check authorizes Frontier to make a one-time electronic funds transfer from your account, as early as the day your check is received. When making an online payment, please allow time for the transfer of funds. If funds are received after the due date, you may be charged a fee, your service may be interrupted and you may incur a reconnection charge to restore service. A fee may be charged for a bank returned check. Continued nonpayment of undisputed charges (incl. 900 and long distance charges) may result in collection action and a referral to credit reporting agencies, which may affect your credit rating.

IMPORTANT CONSUMER MESSAGES

You must pay all basic local service charges to avoid basic service disconnection. Failure to pay other charges will not cause disconnection of your basic service but this may cause other services to be terminated. Frontier Bundles may include charges for both basic and other services. Frontier periodically audits its bills to ensure accuracy which may result in a retroactive or future billing adjustment.

Internet speed, if noted, is the maximum wired connection speed for selected tier; Wi-Fi speeds may vary; actual and average speed may be slower and depends on multiple factors. Performance details are at frontier.com/internetdisclosures.

SERVICE TERMS

Visit frontier.com/terms, frontier.com/tariffs or call Customer Service for information on tariffs, price lists and other important Terms, Conditions and Policies ("Terms") related to your voice, Internet and/or video services including limitations of liability, early termination fees, the effective date of and billing for the termination of service(s) and other important information about your rights and obligations, and ours. Frontier's Terms include a binding arbitration provision to resolve customer disputes (frontier.com/terms/arbitration). **Video and Internet services are subscription-based and are billed one full month in advance. Video and/or Internet service subscription cancellations and any early termination fees are effective on the last day of your Frontier billing cycle. No partial month credits or refunds will be provided for previously billed service subscriptions.** By using or paying for Frontier services, you are agreeing to these Terms and that disputes will be resolved by individual arbitration. By providing personal information to Frontier you are also agreeing to Frontier's Privacy Policy posted at www.frontier.com.

IF YOU HAVE ANY QUESTIONS, BILLING CONCERN, OR RECURRING ISSUES, PLEASE CONTACT OUR FLORIDA-BASED CUSTOMER CARE TEAM AT 1-888-457-4110. OUR FLORIDA TEAM IS EAGER TO HELP YOU GET SPECIALIZED ATTENTION.

**CURRENT BILLING SUMMARY**

Local Service from 05/01/22 to 05/31/22

Qty Description	813/818-7058.0	Charge
Basic Charges		
Business Line		42.00
Carrier Cost Recovery Surcharge		8.99
Multi-Line Federal Subscriber Line Charge		8.73
Access Recovery Charge Multi-Line Business		3.32
Frontier Roadwork Recovery Surcharge		1.75
FL State Communications Services Tax		3.44
County Communications Services Tax		3.35
Federal USF Recovery Charge		2.87
FCA Long Distance - Federal USF Surcharge		2.14
Federal Excise Tax		1.67
FL State Gross Receipts Tax		1.30
Hillsborough County 911 Surcharge		.40
FL State Gross Receipts Tax		.11
FL Telecommunications Relay Service		.10
Total Basic Charges		80.17
Non Basic Charges		
Federal Primary Carrier Multi Line Charge		5.99
FCA Long Distance - Federal USF Surcharge		1.43
FL State Communications Services Tax		.36
County Communications Services Tax		.36
Total Non Basic Charges		8.14
Toll/Other		
Frontier Long Distance Business Plan		4.99
Frontier Com of America -Detailed Below		.67
FCA Long Distance - Federal USF Surcharge		1.32
FL State Communications Services Tax		.34
County Communications Services Tax		.34
FL State Gross Receipts Tax		.02
FL State Gross Receipts Tax		.01
Total Toll/Other		7.69

TOTAL 96.00**Detail of Frontier Com of America Charges**

Toll charged to 813/818-7058

Ref #	Date	Time	Min	*Type	Place and Number Called	Charge
1	APR 04	8:58A	.5	DD	FERNADNBCH FL (904)557-6898	.04
2	APR 04	8:59A	.3	DD	FERNADNBCH FL (904)557-6898	.03
3	APR 08	11:50A	.4	DD	NORWICH CT (860)917-7733	.03
4	APR 06	4:52P	.3	DD	FORT WAYNE IN (260)515-2059	.03
5	APR 07	8:40A	.8	DD	NORWICH CT (860)917-7733	.06
6	APR 07	10:38A	.3	DD	FORT WAYNE IN (260)515-2059	.03
7	APR 10	8:57P	.3	DD	FORT WAYNE IN (260)515-2059	.03
8	APR 10	7:01P	.3	DD	FORT WAYNE IN (260)515-2059	.03
9	APR 15	10:42A	.9	DD	FERNADNBCH FL (904)557-6898	.07
10	APR 18	1:53P	.6	DD	NORTHBROOK IL (847)275-6826	.05
11	APR 18	3:43P	.3	DD	NORTHVILLE MI (248)719-8895	.03
12	APR 21	7:09P	.3	DD	FORT WAYNE IN (260)515-2059	.03
13	APR 23	5:29P	.3	DD	FORT WAYNE IN (260)515-2059	.03
14	APR 24	7:35P	.3	DD	FORT WAYNE IN (260)515-2059	.03
15	APR 25	8:02A	.5	DD	NRFOLKZON1 VA (757)339-2851	.04
16	APR 26	8:03A	.6	DD	NRFOLKZON1 VA (757)339-2851	.05
17	APR 29	12:31P	.3	DD	FORT WAYNE IN (260)515-2059	.03
18	APR 29	3:54P	.3	DD	FORT WAYNE IN (260)515-2059	.03
813/818-7058 Subtotal						.67

Legend Call Types:

DD - Day

CUSTOMER TALK

If your bill reflects that you owe a Balance Forward, you must make a payment immediately in order to avoid collection activities. You must pay a minimum of \$96.00 by your due date to avoid disconnection of your local service. All other charges should be paid by your due date to keep your account current.

Effective with this bill, the Carrier Cost Recovery Surcharge has increased to \$8.99 per account. This is a Frontier-imposed surcharge. Questions? Please contact customer service.





FRONTIER

Caller Summary Report

	Calls	Minutes	Amount
Main Number	18	7	.67
***Customer Summary	18	7	.67

Caller Summary Report

	Calls	Minutes	Amount
Interstate	15	5	.53
Intrastate	3	1	.14
***Customer Summary	18	7	.67

PARK PLACE CDD
Date of Bill
Account Number

Page 4 of 4

5/01/22

813-818-7058-022619-5



Johnson Engineering, Inc.

Remit To:

P.O. Box 2112

Fort Myers, FL 33902

Ph: 239.334.0046

Project Manager Philip Chang

Brian Howell

Park Place Community Development District

c/o Meritus Districts, Inc.

2005 Pan AM Circle, Suite 300

Tampa, FL 33607

Invoice

May 19, 2022

Project No: 20181258-000

Invoice No: 44

FEID #59-1173834

Project 20181258-000 Park Place CDD

Professional Services through May 8, 2022

Phase 01 General Services

Professional Personnel

		Hours	Rate	Amount
Professional 6				
Chang, Philip	4/11/2022	2.25	190.00	427.50
Coordination/calls with paving company; site visit to observe paving and concrete work to date;				
Chang, Philip	4/12/2022	1.50	190.00	285.00
Coordination/calls with paving company; update for meeting book;				
Chang, Philip	4/14/2022	2.00	190.00	380.00
Review Invoices related to sidewalk and concrete work; Request clarification; Coordination regarding remaining curb work/concrete;				
Chang, Philip	4/15/2022	2.25	190.00	427.50
Site visit to observe sidewalk repairs and curb installation;				
Chang, Philip	4/18/2022	2.50	190.00	475.00
Coordination with PLS regarding punchlist items; respond to resident inquiry regarding drainage question; Site visit to check on alley curb construction;				
Chang, Philip	4/20/2022	3.75	190.00	712.50
Attend monthly CDD meeting; coordinate with concrete vendor; Research SWFWMD permitting for pond vegetation removal; Prepare sketch of curb paint location and request quote; prepare sketch of proposed alley curb and request quote;				
Chang, Philip	4/25/2022	.25	190.00	47.50
Coordination with concrete contractor;				
Chang, Philip	4/26/2022	.75	190.00	142.50
Coordination with concrete contractor;				
Chang, Philip	5/3/2022	.75	190.00	142.50
Call with homeowner regarding curb concern; Coordination with concrete vendor;				
Chang, Philip	5/4/2022	2.25	190.00	427.50
Meet with Mandolin Estates homeowner regarding curb issue;				
Totals		18.25		3,467.50
Total Labor				3,467.50
Total this Phase				\$3,467.50

Phase 02 Special Services

W-9 Can be found at our Website: www.johnsonengineering.com

Project	20181258-000	Park Place CDD	Invoice	44
---------	--------------	----------------	---------	----

Professional Personnel

		Hours	Rate	Amount	
Professional 6					
Chang, Philip	4/12/2022	.25	190.00	47.50	
Review Requisition 27					
Totals		.25		47.50	
Total Labor					47.50
			Total this Phase		\$47.50
			Total this Invoice		\$3,515.00

Outstanding Invoices

Number	Date	Balance
43	4/19/2022	142.50
Total		142.50

Johnson Engineering, Inc.

Remit To:

P.O. Box 2112

Fort Myers, FL 33902

Ph: 239.334.0046

Invoice

May 19, 2022

Project No: 20181258-002

Invoice No: 3

Project Manager Philip Chang

FEID #59-1173834

Brian Howell

Park Place Community Development District

c/o Meritus Districts, Inc.

2005 Pan AM Circle, Suite 300

Tampa, FL 33607

Project 20181258-002

Park Place CDD Water Management System Report

20181258-002

Park Place CDD WM System Report

Work Authorization Number 22-001

Professional Services through May 8, 2022

PROFESSIONAL SERVICES

Phase No.	Phase Description	Contract Amount	Fee Type	%	Total Inv To-Date	Previously Invoiced	Current Inv Amount	Balance to Complete
01	Analysis	3,800.00	LS	50 %	1,900.00	1,330.00	570.00	1,900.00
02	Report	1,710.00	LS	0 %	0.00	0.00	0.00	1,710.00
Totals		5,510.00			1,900.00	1,330.00	570.00	3,610.00

SUB-TOTAL PROFESSIONAL SERVICES:

570.00

INVOICE TOTAL:

570.00

130
3103
51300



Park Place Community Development District
2005 Pan Am Circle, #300
Tampa, FL 33607

Invoice No. 2117772
Date 04/20/2022

Progress billing for services through April 2022 including:

Audit of the District's financial statements as of and for the
year ended September 30, 2021.

\$ 7,000.00

BSA
3202
5132

Received
APR 26 2022

Spearem Enterprises, LLC

7842 Land O' Lakes Blvd. #335

Land O' Lakes, FL 34638

+1 8139979520

spearem.jmb@gmail.com

**INVOICE****BILL TO**

Park Place CDD

Meritus

2005 Pan Am Circle, Suite

120

Tampa , FL 33607

INVOICE # 5292**DATE 05/05/2022****DUE DATE 05/12/2022****TERMS Due on receipt**

Handwritten notes: 151, 458, 3392

ACTIVITY	QTY	RATE	AMOUNT
Material	1	400.00	400.00
Replacement Radar Battery and Parts: LiFePO4 Battery 12.8V 4 Cell-Old Style Connectors AC Battery Charger 4 Cell Lithium Charger Old Style Connector			
customs and dangerous goods fees	1	100.00	100.00
Customs fee 1 Dangerous Goods Fee			

It is anticipated that permits will not be required for the above work, and if required, the associated costs will be added to the price stated below. Any existing conditions that are not reasonably discoverable prior to the job start date, which in anyway interferes with the safe and satisfactory completion of this job, will be corrected by an additional work order and estimate for approval prior to resuming job. Spearem Enterprises, LLC is not responsible for any delays in performance of service that are due in full or in part to circumstances beyond our control. Spearem Enterprises, LLC is not responsible for damage, personal or property damage by others at the job site.

Whether actual or consequential, or any claim arising out of or relating to "Acts of God".

Job will Commence within 30 days of receiving signed, approved

BALANCE DUE**\$500.00**


Spearem Enterprises, LLC

7842 Land O' Lakes Blvd. #335

Land O' Lakes, FL 34638

+1 8139979520

spearem.jmb@gmail.com



INVOICE

BILL TO
Park Place CDD
Meritus
2005 Pan Am Circle, Suite 300
Tampa, FL 33607

INVOICE 5309
DATE 05/13/2022
TERMS Net 15
DUE DATE 05/28/2022

ACTIVITY	QTY	RATE	AMOUNT
Labor Month of May 2022 Weekly Fountain Maintenance. (three times per week, contracted for twice) Adjusted all flow levels, water levels so that fountain works properly.	1	300.00	300.00
FUEL Fuel Surcharge	1	75.00	75.00

BALANCE DUE

\$375.00

It is anticipated that permits will not be required for the above work, and if required, the associated costs will be added to the price stated below. Any existing conditions that are not reasonably discoverable prior to the job start date, which in anyway interferes with the safe and satisfactory completion of this job, will be corrected by an additional work order and estimate for approval prior to resuming job. Spearem Enterprises, LLC is not responsible for any delays in performance of service that are due in full or in part to circumstances beyond our control. Spearem Enterprises, LLC is not responsible for damage, personal or property damage by others at the job site.

Whether actual or consequential, or any claim arising out of or relating to "Acts of God".

Job will Commence within 30 days of receiving signed, approved proposal-weather permitting.


Spearem Enterprises, LLC

7842 Land O' Lakes Blvd. #335

Land O' Lakes, FL 34638

+1 8139979520

spearem.jmb@gmail.com



INVOICE

BILL TO

Park Place CDD

Meritus

2005 Pan Am Circle, Suite 300

Tampa, FL 33607

INVOICE

DATE

TERMS

DUE DATE

5310

05/13/2022

Net 15

05/28/2022

1310
461257201

ACTIVITY	QTY	RATE	AMOUNT
Labor 4-18-2022: Highland Park Playground: Clean/Disinfect restrooms, blow off playground/amenity, pickup trash in and around amenity. Replace trash can liners. Restock hand soap, toilet paper and infant changing pads.	1	60.00	60.00
Labor 4-25--2022: Highland Park Playground: Clean/Disinfect restrooms, blow off playground/amenity, pickup trash in and around amenity. Replace trash can liners. Restock hand soap, toilet paper and infant changing pads.	1	60.00	60.00
Labor 5-2-2022Highland Park Playground: Clean/Disinfect restrooms, blow off playground/amenity, pickup trash in and around amenity. Replace trash can liners. Restock hand soap, toilet paper and infant changing pads.	1	60.00	60.00
Labor 5-9-2022 Highland Park Playground: Clean/Disinfect restrooms, blow off playground/amenity, pickup trash in and around amenity. Replace trash can liners. Restock hand soap, toilet paper and infant changing pads.	1	60.00	60.00
			0.00
Material Hand Soap, Toilet Paper, Paper Towels, Trash Can liners, please note this cost typically goes up to more residents using facilities.	1	50.00	50.00
Labor Extra Commercial,Park Can being taking care of by Spearem., weekly basis.....	1	35.00	35.00

BALANCE DUE

\$325.00


Spearem Enterprises, LLC

7842 Land O' Lakes Blvd. #335

Land O' Lakes, FL 34638

+1 8139979520

spearem.jmb@gmail.com

**INVOICE****BILL TO**

Park Place CDD

Meritus

2005 Pan Am Circle, Suite

120

Tampa , FL 33607

INVOICE # 5311**DATE 05/13/2022****DUE DATE 05/28/2022****TERMS Net 15**

NSA
53004 4605 50%
53002 4577 50%

ACTIVITY	QTY	RATE	AMOUNT
Labor	4	100.00	400.00
Dump, and restock mutt mitts total of 18 Dog Waste Cans thruout CDD. Dispose if dog waste 1/week. 4-18-2022 4-25-2022 5-2-2022 5-9-2022			
Material	18	6.6666667	120.00
MUTT MITTS RESTOCKED IN 15 CANS TOTAL.			
Material	18	3.00	54.00
Dog waste Can LINERS			
Fuel Surcharge	1	75.00	75.00

It is anticipated that permits will not be required for the above work, and if required, the associated costs will be added to the price stated below. Any existing conditions that are not reasonably discoverable prior to the job start date, which in anyway interferes with the safe and satisfactory completion of this job, will be corrected by an additional work order and estimate for approval prior to resuming job. Spearem Enterprises, LLC is not responsible for any delays in performance of service that

BALANCE DUE**\$649.00**

Straley Robin Vericker

1510 W. Cleveland Street

Tampa, FL 33606

Telephone (813) 223-9400 * Facsimile (813) 223-5043

Federal Tax Id. - 20-1778458

Park Place Community Development
c/o MERITUS DISTRICTS
2005 PAN AM CIRCLE, SUITE 300
TAMPA, FL 33607

April 25, 2022

Client: 001365

Matter: 000001

Invoice #: 21338

Page: 1

Handwritten: 3107 5142

RE: General

For Professional Services Rendered Through April 15, 2022

SERVICES

Date	Person	Description of Services	Hours	Amount
4/11/2022	MS	PREPARE RESOLUTION SETTING PUBLIC HEARING AND APPROVING BUDGET FOR 2022/2023.	0.4	\$66.00
4/12/2022	JMV	REVIEW COMMUNICATION FROM B. HOWELL RE: PARKING POLICY; DRAFT EMAIL TO B. HOWELL.	0.3	\$91.50
4/13/2022	JMV	REVIEW COMMUNICATION FROM CDD AUDITOR; PREPARE UPDATED RESPONSE TO CDD AUDITOR.	0.3	\$91.50
4/14/2022	DCC	REVIEW PROPOSED BUDGET RESOLUTION.	0.2	\$61.00
Total Professional Services			1.2	\$310.00

April 25, 2022
Client: 001365
Matter: 000001
Invoice #: 21338

Page: 2

Total Services	\$310.00	
Total Disbursements	\$0.00	
Total Current Charges		\$310.00
Previous Balance		\$941.95
Less Payments		(\$941.95)
PAY THIS AMOUNT		\$310.00

Please Include Invoice Number on all Correspondence



YELLOWSTONE
LANDSCAPE

Bill To:

Park Place CDD
c/o Meritus
c/o Meritus Communities
2005 Pan Am Circle, Suite 300
Tampa, FL 33607

Property Name: Park Place CDD

INVOICE

INVOICE #	INVOICE DATE
TM 357571	4/29/2022
TERMS	PO NUMBER
Net 30	

Remit To:

Yellowstone Landscape
PO Box 101017
Atlanta, GA 30392-1017

Invoice Due Date: May 29, 2022

Invoice Amount: \$611.86

Description	Current Amount
Irrigation Enhancement - April Mainline Repair on Racetrac Rd	
April Mainline Repair on Racetrac Rd	
Irrigation Repairs	\$611.86

Invoice Total \$611.86

Excellence
IN COMMERCIAL LANDSCAPING

Should you have any questions or inquiries please call (386) 437-6211.

Yellowstone Landscape | Post Office Box 849 | Bunnell FL 32110 | Tel 386.437.6211 | Fax 386.437.1286



Proposal #202073
Date: 04/08/2022
From: Josiah Ball

Proposal For

Park Place CDD
c/o Meritus
c/o Meritus Communities
2005 Pan Am Circle, Suite 300
Tampa, FL 33607

main:
mobile:

Location

11740 Casa Lago Ln
Westchase, FL 33607

WT # 1926629

Property Name: Park Place CDD

Irrigation Enhancement - April Mainline Repair on Racetrac Rd

Terms: Net 30

DESCRIPTION	AMOUNT
Irrigation Labor	\$469.00
Materials	\$142.86

Client Notes

April Mainline Repair on Racetrac Rd

Signature	SUBTOTAL	\$611.86
x 	SALES TAX	\$0.00
	TOTAL	\$611.86

Signature above authorizes Yellowstone Landscape to perform work as described above and verifies that the prices and specifications are hereby accepted. All overdue balances will be charge a 1.5% a month, 18% annual percentage rate.
Limited Warranty: All plant material is under a limited warranty for one year. Transplanted plant material and/or plant material that dies due to conditions out of Yellowstone Landscape's control (i.e. Acts of God, vandalism, inadequate irrigation due to water restrictions, etc.) shall not be included in the warranty.

Contact

Print Name: _____

Title: _____

Date: _____

Assigned To

Josiah Ball

Office:

jball@yellowstonelandscape.com



INVOICE

INVOICE #	INVOICE DATE
TM 367007	5/9/2022
TERMS	PO NUMBER
Net 30	

Bill To:

Park Place CDD
c/o Meritus
c/o Meritus Communities
2005 Pan Am Circle, Suite 300
Tampa, FL 33607

Remit To:

Yellowstone Landscape
PO Box 101017
Atlanta, GA 30392-1017

Property Name: Park Place CDD

Invoice Due Date: June 8, 2022

Invoice Amount: \$331.80

Description	Current Amount
-------------	----------------

Irrigation Enhancement - April Irrigation Repairs

April Irrigation Repairs, Including:

- Valve Repair on damaged Adapters
Irrigation Repairs

\$331.80

NSK 1158753907
Invoice Total

\$331.80

IN COMMERCIAL LANDSCAPING

Should you have any questions or inquiries please call (386) 437-6211.

Park Place Community Development District

Financial Statements
(Unaudited)

Period Ending
May 31, 2022



Inframark LLC
2005 Pan Am Circle ~ Suite 300 ~ Tampa, Florida 33607
Phone (813) 873-7300 ~ Fax (813) 873-7070

Park Place Community Development District

Balance Sheet

As of 5/31/2022
(In Whole Numbers)

	General Fund	Debt Service Fund - Series 2021-1	Debt Service Fund - Series 2021-2	Capital Projects Fund - Series 2021-1	Capital Projects Fund - Series 2021-2	General Fixed Assets Account Group	General Long-Term Debt Account Group	Total
Assets								
Cash-Operating Account 2	976,498	25,027	0	0	0	0	0	1,001,525
Investment - Revenue 2021-1 (5000)	0	(16,838)	0	0	0	0	0	(16,838)
Investment - Interest 2021-1 (5001)	0	1,868	0	0	0	0	0	1,868
Investment - Sinking 2021-1 (5002)	0	0	0	0	0	0	0	0
Investment - Construction 2021-1 (5004)	0	0	0	949,868	0	0	0	949,868
Investment - Cost of Issuance 2021-1 (5005)	0	0	0	(0)	0	0	0	0
Investment - Revenue 2021-2 (5006)	0	0	65,574	0	0	0	0	65,574
Investment - Interest 2021-2 (5007)	0	0	2,632	0	0	0	0	2,632
Investment - Sinking 2021-2 (5008)	0	0	0	0	0	0	0	0
Investment - Construction 2021-2 (5010)	0	0	0	0	248,943	0	0	248,943
Investment - Cost of Issuance 2021-2 (5011)	0	0	0	0	(0)	0	0	0
Investment - 2008 Escrow 2021-1 (4000)	0	0	0	0	0	0	0	0
Investment - 2014 Escrow 2021-2 (4001)	0	0	0	0	0	0	0	0
Accounts Receivable - Other	342	0	0	0	0	0	0	342
Assessments Receivable - Tax Roll	0	0	0	0	0	0	0	0
Due From Debt Service Fund	0	0	0	0	0	0	0	0
Prepaid Items	0	0	0	0	0	0	0	0
Prepaid Property & General Liability Ins	0	0	0	0	0	0	0	0
Prepaid Trustee Fees	0	0	0	0	0	0	0	0
Prepaid Professional Liability Ins	0	0	0	0	0	0	0	0
Deposits - Utilities	10,777	0	0	0	0	0	0	10,777
Land & Land Improvements	0	0	0	0	0	1,861,517	0	1,861,517
Recreational Facilities	0	0	0	0	0	592,636	0	592,636
Improvements Other Than Buildings	0	0	0	0	0	10,095,559	0	10,095,559
Ancillary Cost	0	0	0	0	0	0	0	0
Construction Work In Progress	0	0	0	0	0	332,806	0	332,806
Amount Available-Debt Service	0	0	0	0	0	0	423,204	423,204
Amount To Be Provided-Debt Service	0	0	0	0	0	0	5,376,041	5,376,041
Other	0	0	0	0	0	0	0	0
Total Assets	987,617	10,057	68,207	949,868	248,943	12,882,518	5,799,245	20,946,454
Liabilities								
Accounts Payable	83,452	0	0	0	0	0	0	83,452
Due To General Fund	0	0	0	0	0	0	0	0
Due To Debt Service Fund	0	0	0	0	0	0	0	0
Due to Developer	0	0	0	0	0	0	0	0
Accrued Expenses Payable	0	0	0	0	0	0	0161	0
Refunding Bonds Payable--Series 2008	0	0	0	0	0	0	0	0

Park Place Community Development District

Balance Sheet

As of 5/31/2022
(In Whole Numbers)

	General Fund	Debt Service Fund - Series 2021-1	Debt Service Fund - Series 2021-2	Capital Projects Fund - Series 2021-1	Capital Projects Fund - Series 2021-2	General Fixed Assets Account Group	General Long-Term Debt Account Group	Total
Revenue Bonds Payable--Series 2014	0	0	0	0	0	0	0	0
Revenue Bonds Payable - Series 2021-1	0	0	0	0	0	0	2,383,063	2,383,063
Revenue Bonds Payable - Series 2021-2	0	0	0	0	0	0	3,416,182	3,416,182
Other	0	0	0	0	0	0	0	0
Total Liabilities	83,452	0	0	0	0	0	5,799,245	5,882,697
Fund Equity & Other Credits								
Fund Balance-All Other Reserves	0	39,466	61,761	1,060,702	506,528	0	0	1,668,458
Fund Balance-Unreserved	1,201,068	0	0	0	0	0	0	1,201,068
Investment In General Fixed Assets	0	0	0	0	0	12,882,518	0	12,882,518
Other	(296,904)	(29,409)	6,445	(110,834)	(257,586)	0	0	(688,287)
Total Fund Equity & Other Credits	904,165	10,057	68,207	949,868	248,943	12,882,518	0	15,063,757
Total Liabilities & Fund Equity	987,617	10,057	68,207	949,868	248,943	12,882,518	5,799,245	20,946,454

Park Place Community Development District

Statement of Revenues and Expenditures

001 - General Fund
From 10/1/2021 Through 5/31/2022
(In Whole Numbers)

	Total Budget - Original	Current Period Actual	Total Budget Variance - Original	Budget Percentage Remaining
Revenues				
Special Assessments - Service Charges - Admin				
O&M Assessments-Tax Roll	130,644	186,850	56,206	43 %
Other Miscellaneous Revenues				
Miscellaneous	0	1,105	1,105	0 %
Total Revenues	130,644	187,955	57,311	44 %
Expenditures				
Legislative				
Supervisor Fees	12,000	5,000	7,000	58 %
Financial & Administrative				
Management Services	52,000	29,000	23,000	44 %
District Engineer	8,209	27,873	(19,664)	(240)%
Trustees Fees	8,000	0	8,000	100 %
Accounting Services	31,000	18,083	12,917	42 %
Auditing Services	7,200	7,000	200	3 %
Arbitrage Rebate Calculation	650	0	650	100 %
Postage and Resident Notices	300	586	(286)	(95)%
Professional Liability Insurance	2,960	2,785	175	6 %
Legal Advertising	850	487	364	43 %
Bank Fees	300	245	55	18 %
Dues, Licenses & Fees	175	175	0	0 %
Office Supplies	0	105	(105)	0 %
Website Development & Maintenance	1,500	875	625	42 %
ADA Compliance	1,500	0	1,500	100 %
Legal Counsel				
District Counsel	4,000	4,898	(898)	(22)%
Other Physical Environment				
Entry/Gate/Walls Maintenance	0	620	(620)	0 %
Capital Improvements	0	8,893	(8,893)	0 %
Parks & Recreation				
Gate Phone	0	128	(128)	0 %
Total Expenditures	130,644	106,754	23,891	18 %
Other Financing Sources				
Interfund Transfer				
Interfund Transfer	0	30,571	30,571	0 %
Total Other Financing Sources	0	30,571	30,571	0 %
Excess of Revenues Over (Under) Expenditures	0	111,772	111,772	0 %

Park Place Community Development District

Statement of Revenues and Expenditures

202 - Debt Service Fund - Series 2021-1

From 10/1/2021 Through 5/31/2022

(In Whole Numbers)

	Total Budget - Original	Current Period Actual	Total Budget Variance - Original	Budget Percentage Remaining
Revenues				
Special Assessments - Capital Improvements				
Debt Service Assesments-Tax Roll	269,640	273,556	3,916	1 %
Interest Earnings				
Interest Earnings	0	6	6	0 %
Total Revenues	269,640	273,562	3,922	1 %
Expenditures				
Debt Service Payments				
Interest Payments	51,640	56,268	(4,628)	(9)%
Principal Payments	218,000	218,000	0	0 %
Total Expenditures	269,640	274,268	(4,628)	(2)%
Other Financing Sources				
Interfund Transfer				
Interfund Transfer	0	26,895	26,895	0 %
Interfund Transfer				
Interfund Transfer	0	(55,598)	(55,598)	0 %
Total Other Financing Sources	0	(28,703)	(28,703)	0 %
Excess of Revenues Over (Under) Expenditures	0	(29,409)	(29,409)	0 %

Park Place Community Development District

Statement of Revenues and Expenditures

203 - Debt Service Fund - Series 2021-2

From 10/1/2021 Through 5/31/2022

(In Whole Numbers)

	Total Budget - Original	Current Period Actual	Total Budget Variance - Original	Budget Percentage Remaining
Revenues				
Special Assessments - Capital Improvements				
Debt Service Assesments-Tax Roll	324,970	334,981	10,011	3 %
Interest Earnings				
Interest Earnings	0	7	7	0 %
Total Revenues	324,970	334,988	10,018	3 %
Expenditures				
Debt Service Payments				
Interest Payments	76,970	83,175	(6,205)	(8)%
Principal Payments	248,000	248,000	0	0 %
Total Expenditures	324,970	331,175	(6,205)	(2)%
Other Financing Sources				
Interfund Transfer				
Interfund Transfer	0	2,632	2,632	0 %
Total Other Financing Sources	0	2,632	2,632	0 %
Excess of Revenues Over (Under) Expenditures	0	6,445	6,445	0 %

Park Place Community Development District

Statement of Revenues and Expenditures

302 - Capital Projects Fund - Series 2021-1

From 10/1/2021 Through 5/31/2022

(In Whole Numbers)

	Total Budget - Original	Current Period Actual	Total Budget Variance - Original	Budget Percentage Remaining
Revenues				
Interest Earnings				
Interest Earnings	0	45	45	0 %
Total Revenues	0	45	45	0 %
Expenditures				
Other Physical Environment				
Improvements Other Than Buildings	0	59,967	(59,967)	0 %
Total Expenditures	0	59,967	(59,967)	0 %
Other Financing Sources				
Debt Proceeds				
Bond Proceeds	0	(49,044)	(49,044)	0 %
Interfund Transfer				
Interfund Transfer	0	(1,868)	(1,868)	0 %
Total Other Financing Sources	0	(50,912)	(50,912)	0 %
Excess of Revenues Over (Under) Expenditures	0	(110,834)	(110,834)	0 %

Park Place Community Development District

Statement of Revenues and Expenditures

303 - Capital Projects Fund - Series 2021-2

From 10/1/2021 Through 5/31/2022

(In Whole Numbers)

	Total Budget - Original	Current Period Actual	Total Budget Variance - Original	Budget Percentage Remaining
Revenues				
Interest Earnings				
Interest Earnings	0	17	17	0 %
Total Revenues	0	17	17	0 %
Expenditures				
Other Physical Environment				
Improvements Other Than Buildings	0	254,971	(254,971)	0 %
Total Expenditures	0	254,971	(254,971)	0 %
Other Financing Sources				
Interfund Transfer				
Interfund Transfer	0	(2,632)	(2,632)	0 %
Total Other Financing Sources	0	(2,632)	(2,632)	0 %
Excess of Revenues Over (Under) Expenditures	0	(257,586)	(257,586)	0 %

Park Place Community Development District

Statement of Revenues and Expenditures

001 - General Fund

From 10/1/2021 Through 5/31/2022

(In Whole Numbers)

	Total Budget - Original	Current Period Actual	Total Budget Variance - Original	Budget Percentage Remaining
Revenues				
Special Assessments - Service Charges - W/M				
O&M Assessments-Tax Roll	215,224	198,919	(16,305)	(8)%
Total Revenues	215,224	198,919	(16,305)	(8)%
Expenditures				
Electric Utility Services				
Electric Utility Services	38,000	30,444	7,556	20 %
Water-Sewer Combination Services				
Water Utility Services	600	421	179	30 %
Other Physical Environment				
Storm Drain Maintenance	3,500	0	3,500	100 %
General Liability Insurance	4,693	0	4,693	100 %
Plant Replacement Program	9,000	9,434	(434)	(5)%
Landscape Maintenance - Contract	85,000	59,693	25,307	30 %
Landscape Maintenance - Other	6,300	1,012	5,288	84 %
Aquatics Maintenance	12,000	9,160	2,840	24 %
Aquatics Maintenance - Other	5,000	3,635	1,365	27 %
Irrigation Maintenance	8,000	4,690	3,310	41 %
Entry/Gate/Walls Maintenance	3,500	13,893	(10,393)	(297)%
Capital Improvements	13,000	76,758	(63,758)	(490)%
Pressure Washing - Common Areas	6,000	9,064	(3,064)	(51)%
Roadway, Signage & Street Lights				
Pavement & Signage Repairs	2,000	229,360	(227,360)	(11,368)%
Sidewalk Maintenance	4,431	0	4,431	100 %
Decorative Light Maintenance	3,000	2,680	320	11 %
Holiday Decor	7,000	7,000	0	0 %
Parks & Recreation				
Off Duty Deputy Services	1,500	0	1,500	100 %
Gate Phone	2,700	1,658	1,042	39 %
Capital Improvements	0	287	(287)	0 %
Total Expenditures	215,224	459,189	(243,965)	(113)%
Excess of Revenues Over (Under) Expenditures	0	(260,270)	(260,270)	0 %

Park Place Community Development District

Statement of Revenues and Expenditures

001 - General Fund
From 10/1/2021 Through 5/31/2022
(In Whole Numbers)

	Total Budget - Original	Current Period Actual	Total Budget Variance - Original	Budget Percentage Remaining
Revenues				
Special Assessments - Service Charges - H/P				
O&M Assessments-Tax Roll	288,519	268,717	(19,802)	(7)%
Total Revenues	288,519	268,717	(19,802)	(7)%
Expenditures				
Electric Utility Services				
Electric Utility Services	5,000	3,897	1,103	22 %
Water-Sewer Combination Services				
Water Utility Services	5,900	3,383	2,517	43 %
Aquatics Maintenance - Other	0	291	(291)	0 %
Other Physical Environment				
Water Utility Services	0	18	(18)	0 %
Storm Drain Maintenance	5,000	4,500	500	10 %
General Liability Insurance	3,200	7,325	(4,125)	(129)%
Plant Replacement Program	10,000	5,105	4,895	49 %
Plant Replacement Program - Racetrack Road	8,500	0	8,500	100 %
Aquatics Maintenance	19,500	12,090	7,410	38 %
Aquatics Maintenance - Other	6,000	2,837	3,163	53 %
Landscape Maintenance - Highland Park Contract	83,050	54,160	28,890	35 %
Landscape Maintenance - Racetrack Road Contract	17,000	11,350	5,650	33 %
Irrigation Maintenance	15,000	6,809	8,191	55 %
Entry/Gate/Walls Maintenance	1,500	0	1,500	100 %
Miscellaneous Repairs & Maintenance	3,000	883	2,117	71 %
Pressure Washing - Common Areas	7,500	6,934	566	8 %
Transfer to Capital Reserves	0	20,970	(20,970)	0 %
Roadway, Signage & Street Lights				
Pavement & Signage Repairs	5,000	207,936	(202,936)	(4,059)%
Sidewalk Maintenance	6,000	0	6,000	100 %
Street Light Maintenance	4,500	583	3,917	87 %
Decorative Light Maintenance	5,000	553	4,447	89 %
Holiday Decor	15,000	10,500	4,500	30 %
Parks & Recreation				
Off Duty Deputy Services	1,500	0	1,500	100 %
Fountain Maintenance	3,500	1,856	1,644	47 %
Park Facility Janitorial Maintenance Contracted	3,100	2,700	400	13 %
Park Facility Maintenance and Improvement	1,867	1,006	861	46 %
Reserves				
Transfer to Operating Reserve	31,070	0	31,070	100 %
Transfer to Capital Reserves	21,832	0	21,832	100 %
Total Expenditures	288,519	365,686	(77,167)	(27)%
Excess of Revenues Over (Under) Expenditures	0	(96,969)	(96,969)	0 %

Park Place Community Development District

Statement of Revenues and Expenditures

001 - General Fund
From 10/1/2021 Through 5/31/2022
(In Whole Numbers)

	Total Budget - Original	Current Period Actual	Total Budget Variance - Original	Budget Percentage Remaining
Revenues				
Special Assessments - Service Charges - Mixed Use				
O&M Assessments-Tax Roll	75,458	69,741	(5,717)	(8)%
Total Revenues	75,458	69,741	(5,717)	(8)%
Expenditures				
Electric Utility Services				
Electric Utility Services	1,650	1,303	347	21 %
Water-Sewer Combination Services				
Water Utility Services	2,000	1,133	867	43 %
Aquatics Maintenance - Other	0	97	(97)	0 %
Other Physical Environment				
Water Utility Services	0	6	(6)	0 %
Storm Drain Maintenance	650	1,500	(850)	(131)%
General Liability Insurance	2,500	2,442	59	2 %
Plant Replacement Program	3,500	1,183	2,317	66 %
Plant Replacement Program - Racetrack Road	2,000	0	2,000	100 %
Landscape Maintenance - Other	1,000	0	1,000	100 %
Landscape Installation/Maintenance - Race Track Rd	1,000	0	1,000	100 %
Aquatics Maintenance	6,500	4,030	2,470	38 %
Aquatics Maintenance - Other	1,500	946	554	37 %
Landscape Maintenance - Highland Park Contract	26,000	25,043	957	4 %
Landscape Maintenance - Racetrack Road Contract	6,000	3,784	2,216	37 %
Irrigation Maintenance	5,000	2,270	2,730	55 %
Entry/Gate/Walls Maintenance	1,000	0	1,000	100 %
Miscellaneous Repairs & Maintenance	1,500	186	1,314	88 %
Pressure Washing - Common Areas	2,200	2,311	(111)	(5)%
Roadway, Signage & Street Lights				
Pavement & Signage Repairs	1,500	69,312	(67,812)	(4,521)%
Sidewalk Maintenance	2,000	0	2,000	100 %
Street Light Maintenance	1,383	194	1,188	86 %
Decorative Light Maintenance	1,000	184	816	82 %
Holiday Decor	3,125	3,500	(375)	(12)%
Parks & Recreation				
Fountain Maintenance	1,000	619	381	38 %
Park Facility Janitorial Maintenance Contracted	950	900	50	5 %
Park Facility Maintenance and Improvement	500	235	265	53 %
Total Expenditures	75,458	121,178	(45,720)	(61)%
Excess of Revenues Over (Under) Expenditures	0	(51,437)	(51,437)	0 %

Park Place Community Development District
Reconcile Cash Accounts

Summary

Cash Account: 10100 Cash-Operating Account 2

Reconciliation ID: 05/31/2022

Reconciliation Date: 5/31/2022

Status: Locked

Bank Balance	946,196.60
Less Outstanding Checks/Vouchers	(55,328.66)
Plus Deposits in Transit	0.00
Plus or Minus Other Cash Items	0.00
Plus or Minus Suspense Items	<u>0.00</u>
Reconciled Bank Balance	1,001,525.26
Balance Per Books	<u>1,001,525.26</u>
Unreconciled Difference	<u><u>0.00</u></u>

Click the Next Page toolbar button to view details.

Park Place Community Development District
Reconcile Cash Accounts

Detail

Cash Account: 10100 Cash-Operating Account 2

Reconciliation ID: 05/31/2022

Reconciliation Date: 5/31/2022

Status: Locked

Outstanding Checks/Vouchers

<u>Document Number</u>	<u>Document Date</u>	<u>Document Description</u>	<u>Document Amount</u>	<u>Payee</u>
6286	11/17/2021	Series 2021-2 FY22 Tax Dist ID	(30,570.56)	Park Place CDD
6287	2/9/2022	Series 2021-1 FY22 Tax Dist ID	(25,027.25)	Park Place CDD
6340	3/3/2022	System Generated Check/Voucher	200.00	Erica Lavina
6391	5/16/2022	System Generated Check/Voucher	27,960.13	Creative Mailbox & Sign Designs
6391	5/16/2022	System Generated Check/Voucher	(27,960.13)	Creative Mailbox & Sign Designs
6399	5/26/2022	System Generated Check/Voucher	69.15	BOCC - Hillsborough County Water Resource Services
Outstanding Checks/Vouchers			(55,328.66)	

**Park Place Community Development District
Reconcile Cash Accounts**

Detail

Cash Account: 10100 Cash-Operating Account 2

Reconciliation ID: 05/31/2022

Reconciliation Date: 5/31/2022

Status: Locked

Cleared Checks/Vouchers

Document Number	Document Date	Document Description	Document Amount	Payee
6373	4/28/2022	System Generated Check/Voucher	200.00	Andrea R. Jackson
6374	4/28/2022	System Generated Check/Voucher	52.77	BOCC - Hillsborough County Water Resource Services
6375	4/28/2022	System Generated Check/Voucher	200.00	Cathy Powell
6376	4/28/2022	System Generated Check/Voucher	200.00	Doris Healey Cockerell
6377	4/28/2022	System Generated Check/Voucher	200.00	David L. Levy
6378	4/28/2022	System Generated Check/Voucher	253.20	Don Harrison Enterprises LLC
6379	4/28/2022	System Generated Check/Voucher	3,847.50	Johnson Engineering, Inc.
6380	4/28/2022	System Generated Check/Voucher	200.00	Erica Lavina
6381	5/4/2022	System Generated Check/Voucher	428.14	BOCC - Hillsborough County Water Resource Services
6382	5/4/2022	System Generated Check/Voucher	2,253.87	Cypress Creek Aquatics, Inc.
6383	5/4/2022	System Generated Check/Voucher	131.34	Frontier
6384	5/4/2022	System Generated Check/Voucher	9,055.95	Inframark LLC
6385	5/4/2022	System Generated Check/Voucher	7,000.00	Keefe, McCullough & Co, LLP
6386	5/4/2022	System Generated Check/Voucher	310.00	Straley Robin Vericker
6387	5/4/2022	System Generated Check/Voucher	545.37	TECO
6388	5/4/2022	System Generated Check/Voucher	19,263.53	Yellowstone Landscape
6389	5/5/2022	Series 2021-2 FY22 Tax Dist ID 572	1,437.04	Park Place CDD
6390	5/5/2022	Series 2021-1 FY22 Tax Dist ID 572	1,176.47	Park Place CDD
CD113	5/11/2022	Client Analysis Srvc Chrg 220510 Svc Chge - 5.11.22	33.97	
6392	5/16/2022	System Generated Check/Voucher	3,160.00	Cypress Creek Aquatics, Inc.
6393	5/16/2022	System Generated Check/Voucher	96.00	Frontier
6394	5/16/2022	System Generated Check/Voucher	219.65	TECO
6395	5/16/2022	System Generated Check/Voucher	27,960.13	Creative Shade Solutions
6396	5/19/2022	System Generated Check/Voucher	737.50	Don Harrison Enterprises LLC
6397	5/19/2022	System Generated Check/Voucher	1,849.00	Spearem Enterprises LLC
6398	5/19/2022	System Generated Check/Voucher	331.80	Yellowstone Landscape

Park Place Community Development District
Reconcile Cash Accounts

Detail

Cash Account: 10100 Cash-Operating Account 2

Reconciliation ID: 05/31/2022

Reconciliation Date: 5/31/2022

Status: Locked

Cleared Checks/Vouchers

<u>Document Number</u>	<u>Document Date</u>	<u>Document Description</u>	<u>Document Amount</u>	<u>Payee</u>
311000010091 050522	5/24/2022	paid by ACH service 03/24/22 - 04/22/22	4,823.30	TECO
6400	5/26/2022	System Generated Check/Voucher	4,085.00	Johnson Engineering, Inc.
Cleared Checks/Vouchers			90,051.53	

Park Place Community Development District
Reconcile Cash Accounts

Detail

Cash Account: 10100 Cash-Operating Account 2

Reconciliation ID: 05/31/2022

Reconciliation Date: 5/31/2022

Status: Locked

Cleared Deposits

<u>Document Number</u>	<u>Document Date</u>	<u>Document Description</u>	<u>Document Amount</u>	<u>Deposit Number</u>
CR488	5/5/2022	Tax Distribution - 5/5/2022	0.00	
CR488-1	5/5/2022	Tax Distribution - 5/5/2022	5,720.35	
Cleared Deposits			5,720.35	



Meritus

MONTHLY MAINTENANCE INSPECTION GRADESHEET

Site: Highland Park

Date: 6/10/22

	MAXIMUM VALUE	CURRENT VALUE	CURRENT DEDUCTION	REASON FOR DEDUCTION
AQUATICS				
DEBRIS	25	23	-2	A little trash observed
INVASIVE MATERIAL (FLOATING)	20	18	-2	The ponds are looking better.
INVASIVE MATERIAL (SUBMERSED)	20	20	0	OK
FOUNTAINS/AERATORS	20	20	0	Good
DESIRABLE PLANTS	15	15	0	Good
AMENITIES				
CLUBHOUSE INTERIOR	4	4	0	N/A
CLUBHOUSE EXTERIOR	3	3	0	N/A
POOL WATER	10	10	0	N/A
POOL TILES	10	10	0	N/A
POOL LIGHTS	5	5	0	N/A
POOL FURNITURE/EQUIPMENT	8	8	0	N/A
FIRST AID/SAFETY ITEMS	10	10	0	N/A
SIGNAGE (rules, pool, playground)	5	5	0	OK
PLAYGROUND EQUIPMENT	5	3	-2	Being renovated
RECREATIONAL FACILITIES	7	7	0	OK
RESTROOMS	6	6	0	Good
HARDSCAPE	10	10	0	N/A
ACCESS & MONITORING SYSTEM	3	3	0	N/A
IT/PHONE SYSTEM	3	3	0	N/A
TRASH RECEPTACLES	3	3	0	N/A
FOUNTAINS	8	8	0	N/A
MONUMENTS AND SIGNS				
CLEAR VISIBILITY (Landscaping)	25	25	0	Good
PAINTING	25	25	0	Ok
CLEANLINESS	25	25	0	Ok
GENERAL CONDITION	25	25	0	Good



Meritus

MONTHLY MAINTENANCE INSPECTION GRADESHEET

Site: Highland Park

Date: 6/10/22

	MAXIMUM VALUE	CURRENT VALUE	CURRENT DEDUCTION	REASON FOR DEDUCTION
HIGH IMPACT LANDSCAPING				
ENTRANCE MONUMENT	40	40	0	
RECREATIONAL AREAS	30	30	0	Good condition
SUBDIVISION MONUMENTS	30	30	0	
HARDSCAPE ELEMENTS				
WALLS/FENCING	15	15	0	Good
SIDEWALKS	30	30	0	Good
SPECIALTY MONUMENTS	15	15	0	
STREETS	25	20	-5	Crack weeds need to be sprayed
PARKING LOTS	15	15	0	
LIGHTING ELEMENTS				
STREET LIGHTING	33	33	0	Good
LANDSCAPE UP LIGHTING	22	22	0	Good
MONUMENT LIGHTING	30	30	0	Good
AMENITY CENTER LIGHTING	15	15	0	N/A
GATES				
ACCESS CONTROL PAD	25	25		N/A
OPERATING SYSTEM	25	25		N/A
GATE MOTORS	25	25		N/A
GATES	25	25		N/A
SCORE	700	689	-11	98%

Manager's Signature: Gene Roberts

Supervisor's Signature: _____



Meritus

MONTHLY LANDSCAPE MAINTENANCE INSPECTION GRADESHEET

Site: Highland Park

Date: 6/10/22

	MAXIMUM VALUE	CURRENT VALUE	CURRENT DEDUCTION	REASON FOR DEDUCTION
LANDSCAPE MAINTENANCE				
TURF	5	4	-1	Fair
TURF FERTILITY	10	10	0	Good
TURF EDGING	5	5	0	Good
WEED CONTROL - TURF AREAS	5	3	-2	Broadleaf weeds
TURF INSECT/DISEASE CONTROL	10	10	0	None observed
PLANT FERTILITY	5	5	0	Good
WEED CONTROL - BED AREAS	5	3	-1	Detailing is needed in several areas
PLANT INSECT/DISEASE CONTROL	5	5	0	None observed
PRUNING	10	8	-2	Some pruning needed
CLEANLINESS	5	5	0	Good
MULCHING	5	5	0	Good
WATER/IRRIGATION MGMT	8	8	0	No issues observed
CARRYOVERS	5	4	-1	Turf weeds

SEASONAL COLOR/PERENNIAL MAINTENANCE

VIGOR/APPEARANCE	7	4	-3	Need to be replaced
INSECT/DISEASE CONTROL	7	7	0	
DEADHEADING/PRUNING	3	3	0	

SCORE

100	90	-10	90%
-----	----	-----	-----

Contractor Signature: _____

Manager's Signature: Gene Roberts



Meritus

MONTHLY MAINTENANCE INSPECTION GRADESHEET

Site: Mandolin/Windsor

Date: 5/11/22

	MAXIMUM VALUE	CURRENT VALUE	CURRENT DEDUCTION	REASON FOR DEDUCTION
AQUATICS				
DEBRIS	25	20	-5	Trash in some of the ponds
INVASIVE MATERIAL (FLOATING)	20	10	-10	Algae appears to have been sprayed
INVASIVE MATERIAL (SUBMERSED)	20	20	0	None observed
FOUNTAINS/AERATORS	20	20	0	Good
DESIRABLE PLANTS	15	15	0	N/A

AMENITIES

CLUBHOUSE INTERIOR	4	4	0	
CLUBHOUSE EXTERIOR	3	3	0	
POOL WATER	10	10	0	
POOL TILES	10	10	0	
POOL LIGHTS	5	5	0	
POOL FURNITURE/EQUIPMENT	8	8	0	
FIRST AID/SAFETY ITEMS	10	10	0	
SIGNAGE (rules, pool, playground)	5	5	0	
PLAYGROUND EQUIPMENT	5	5	0	
RECREATIONAL FACILITIES	7	7	0	
RESTROOMS	6	6	0	
HARDSCAPE	10	10	0	
ACCESS & MONITORING SYSTEM	3	3	0	
IT/PHONE SYSTEM	3	3	0	
TRASH RECEPTACLES	3	3	0	
WATER FOUNTAINS	8	8	0	

MONUMENTS AND SIGNS

CLEAR VISIBILITY (Landscaping)	25	25	0	Good
PAINTING	25	20	-5	Fair
CLEANLINESS	25	20	-5	Fair
GENERAL CONDITION	25	20	-5	Fair



Meritus

MONTHLY MAINTENANCE INSPECTION GRADESHEET

Site: Mandolin/Windsor

Date: 5/11/22

	MAXIMUM VALUE	CURRENT VALUE	CURRENT DEDUCTION	REASON FOR DEDUCTION
HIGH IMPACT LANDSCAPING				
ENTRANCE MONUMENT	40	40	0	
RECREATIONAL AREAS	30	30	0	
SUBDIVISION MONUMENTS	30	20	-10	Fair
HARDSCAPE ELEMENTS				
WALLS/FENCING	15	15	0	Good
SIDEWALKS	30	30	0	Good
SPECIALTY MONUMENTS	15	15	0	
STREETS	25	25	0	Good
PARKING LOTS	15	15	0	N/A
LIGHTING ELEMENTS				
STREET LIGHTING	33	33	0	
LANDSCAPE UP LIGHTING	22	22	0	
MONUMENT LIGHTING	30	30	0	
AMENITY CENTER LIGHTING	15	15	0	
GATES				
ACCESS CONTROL PAD	25	25	0	Good
OPERATING SYSTEM	25	25	0	Good
GATE MOTORS	25	25	0	Good
GATES	25	25	0	Good
SCORE	700	660	-40	94%

Manager's Signature: _____

Supervisor's Signature: _____



Meritus

MONTHLY LANDSCAPE MAINTENANCE INSPECTION GRADESHEET

Site: Mandolin Estates

Date: 6/10/22

MAXIMUM VALUE	CURRENT VALUE	CURRENT DEDUCTION	REASON FOR DEDUCTION
------------------	------------------	----------------------	----------------------

LANDSCAPE MAINTENANCE

TURF	5	4	-1	Fair
TURF FERTILITY	10	10	0	Good
TURF EDGING	5	5	0	Good
WEED CONTROL - TURF AREAS	5	3	-2	Broad leaf weeds
TURF INSECT/DISEASE CONTROL	10	10	0	None observed
PLANT FERTILITY	5	3	-2	Fair
WEED CONTROL - BED AREAS	5	5	0	Good
PLANT INSECT/DISEASE CONTROL	5	4	-1	Aphids
PRUNING	10	10	0	Good
CLEANLINESS	5	4	-1	Fair
MULCHING	5	4	-1	Fair
WATER/IRRIGATION MGMT	8	8	0	OK
CARRYOVERS	5	4	-1	Dollar weed at the entrance

SEASONAL COLOR/PERENNIAL MAINTENANCE

VIGOR/APPEARANCE	7	3	-4	Need to be replaced
INSECT/DISEASE CONTROL	7	7	0	
DEADHEADING/PRUNING	3	3	0	

SCORE

100	87	-13	87%
-----	----	-----	-----

Contractor Signature: _____

Manager's Signature: Gene Roberts



Meritus

MONTHLY LANDSCAPE MAINTENANCE INSPECTION GRADESHEET

Site: Mandolin Reserve

Date: 6/10/22

MAXIMUM VALUE	CURRENT VALUE	CURRENT DEDUCTION	REASON FOR DEDUCTION
------------------	------------------	----------------------	----------------------

LANDSCAPE MAINTENANCE

TURF	5	3	-2	Fair
TURF FERTILITY	10	8	-2	Fair
TURF EDGING	5	5	0	Good
WEED CONTROL - TURF AREAS	5	3	-2	Turf weeds
TURF INSECT/DISEASE CONTROL	10	10	0	None observed
PLANT FERTILITY	5	5	0	Good
WEED CONTROL - BED AREAS	5	5	0	Good
PLANT INSECT/DISEASE CONTROL	5	5	0	None observed
PRUNING	10	10	0	Good
CLEANLINESS	5	5	0	Good
MULCHING	5	4	-1	Fair
WATER/IRRIGATION MGMT	8	8	0	Good
CARRYOVERS	5	3	-2	Turf weeds

SEASONAL COLOR/PERENNIAL MAINTENANCE

VIGOR/APPEARANCE	7	7	0	Good
INSECT/DISEASE CONTROL	7	7	0	
DEADHEADING/PRUNING	3	3	0	

SCORE

100	91	-9	91%
-----	----	----	-----

Contractor Signature: _____

Manager's Signature: Gene Roberts



The landscape at Mandolin Reserve exit is in good condition.



The annuals at the Reserves entrance look good.



The turf at the exit side of the Reserves needs to be treated for broadleaf weeds.



The annuals in front of the Mandolin Estates sign need to be replaced.



The Podocarpus at the Estates entrance need to be treated for aphids.



The annuals need to be replaced at Windsor Place entrance.



Crack weeds in the brick pavers need to be sprayed at Calf Path entrance.



The landscape at Lake Dagny entrance is in good condition.



The fakahatchee grass along Bournemouth needs to be treated for mites.



The landscape bed at the Manors entrance needs weed detailing.



Vines need to be removed from the palmettoes along Perfect Place.



The landscape in front of the playground is in good condition.



The turf at Fountainhead Park has heavy broadleaf weed pressure that needs to be treated.



The annuals at the fountain need to be replaced.



Crack weeds need to be sprayed in the brick pavers around Fountainhead Park.



PHYSICAL ADDRESS: 30435 Commerce Drive, #102 San Antonio, FL 33576
 MAILING ADDRESS: 12231 Main Street, #1196, San Antonio, FL 33576
 PHONE #: (352)877-4463 | EMAIL: office@cypresscreekaquatics.com

AQUATIC SERVICE REPORT

PROPERTY: Park Place

DATE: May 31, 2022

TECHNICIAN: Ryan Cummings

PAGE: 1 of 1

WEATHER: Cloudy, 86 with a 10mph W wind

SERVICE: Monthly Aquatic Maintainance

H2O CLARITY	
< 1 Foot	<input type="checkbox"/>
1 - 2 Feet	<input type="checkbox"/>
2 - 4 Feet	<input type="checkbox"/>
> 4 Feet	<input checked="" type="checkbox"/>

WILDLIFE OBSERVATIONS						
Deer	Egret	Cormorant	Alligator	Bream	OTHER:	Sandhill Crane
Otter	Heron	Anhinga	Turtle	Bass		Swallow-tailed kite
Opossum	Ibis	Osprey	Snake	Catfish		
Raccoon	Woodstork	Ducks	Frogs	Carp		

	ALGAE	GRASSES & BRUSH	SUMMERSED VEGETATION	FLOATING VEGETATION	WETLAND VEGETATION	INVASIVE TREES	SPOT TREATMENT	PHYSICAL REMOVAL
Pond 1	<input type="checkbox"/>	<input type="checkbox"/>	<input type="checkbox"/>	<input type="checkbox"/>	<input type="checkbox"/>	<input type="checkbox"/>	<input type="checkbox"/>	<input type="checkbox"/>
Pond 2	<input type="checkbox"/>	<input type="checkbox"/>	<input type="checkbox"/>	<input type="checkbox"/>	<input type="checkbox"/>	<input type="checkbox"/>	<input type="checkbox"/>	<input type="checkbox"/>
Pond 3	<input checked="" type="checkbox"/>	<input checked="" type="checkbox"/>	<input type="checkbox"/>	<input checked="" type="checkbox"/>	<input checked="" type="checkbox"/>	<input type="checkbox"/>	<input checked="" type="checkbox"/>	<input type="checkbox"/>
Pond 4	<input type="checkbox"/>	<input checked="" type="checkbox"/>	<input checked="" type="checkbox"/>	<input checked="" type="checkbox"/>	<input type="checkbox"/>	<input type="checkbox"/>	<input type="checkbox"/>	<input type="checkbox"/>
Pond 5	<input checked="" type="checkbox"/>	<input checked="" type="checkbox"/>	<input type="checkbox"/>	<input checked="" type="checkbox"/>	<input checked="" type="checkbox"/>	<input type="checkbox"/>	<input checked="" type="checkbox"/>	<input type="checkbox"/>
Pond 6	<input type="checkbox"/>	<input type="checkbox"/>	<input type="checkbox"/>	<input type="checkbox"/>	<input type="checkbox"/>	<input type="checkbox"/>	<input type="checkbox"/>	<input type="checkbox"/>
Pond 7	<input checked="" type="checkbox"/>	<input checked="" type="checkbox"/>	<input checked="" type="checkbox"/>	<input type="checkbox"/>	<input type="checkbox"/>	<input type="checkbox"/>	<input checked="" type="checkbox"/>	<input type="checkbox"/>
Pond 8	<input type="checkbox"/>	<input type="checkbox"/>	<input type="checkbox"/>	<input type="checkbox"/>	<input type="checkbox"/>	<input type="checkbox"/>	<input type="checkbox"/>	<input type="checkbox"/>
Pond 9	<input type="checkbox"/>	<input type="checkbox"/>	<input type="checkbox"/>	<input type="checkbox"/>	<input type="checkbox"/>	<input type="checkbox"/>	<input type="checkbox"/>	<input type="checkbox"/>
Pond 10	<input type="checkbox"/>	<input type="checkbox"/>	<input type="checkbox"/>	<input type="checkbox"/>	<input type="checkbox"/>	<input type="checkbox"/>	<input type="checkbox"/>	<input type="checkbox"/>
Pond 11	<input type="checkbox"/>	<input type="checkbox"/>	<input type="checkbox"/>	<input type="checkbox"/>	<input type="checkbox"/>	<input type="checkbox"/>	<input type="checkbox"/>	<input type="checkbox"/>
Pond 12	<input type="checkbox"/>	<input type="checkbox"/>	<input type="checkbox"/>	<input type="checkbox"/>	<input type="checkbox"/>	<input type="checkbox"/>	<input type="checkbox"/>	<input type="checkbox"/>
Pond 13	<input type="checkbox"/>	<input type="checkbox"/>	<input type="checkbox"/>	<input type="checkbox"/>	<input type="checkbox"/>	<input type="checkbox"/>	<input type="checkbox"/>	<input type="checkbox"/>
Pond 14	<input type="checkbox"/>	<input type="checkbox"/>	<input type="checkbox"/>	<input type="checkbox"/>	<input type="checkbox"/>	<input type="checkbox"/>	<input type="checkbox"/>	<input type="checkbox"/>
Pond 15	<input type="checkbox"/>	<input type="checkbox"/>	<input type="checkbox"/>	<input type="checkbox"/>	<input type="checkbox"/>	<input type="checkbox"/>	<input type="checkbox"/>	<input type="checkbox"/>
Pond 16	<input type="checkbox"/>	<input type="checkbox"/>	<input type="checkbox"/>	<input type="checkbox"/>	<input type="checkbox"/>	<input type="checkbox"/>	<input type="checkbox"/>	<input type="checkbox"/>
Pond 17	<input type="checkbox"/>	<input type="checkbox"/>	<input type="checkbox"/>	<input type="checkbox"/>	<input type="checkbox"/>	<input type="checkbox"/>	<input type="checkbox"/>	<input type="checkbox"/>
Pond 18	<input type="checkbox"/>	<input type="checkbox"/>	<input type="checkbox"/>	<input type="checkbox"/>	<input type="checkbox"/>	<input type="checkbox"/>	<input type="checkbox"/>	<input type="checkbox"/>
Pond 19	<input type="checkbox"/>	<input type="checkbox"/>	<input type="checkbox"/>	<input type="checkbox"/>	<input type="checkbox"/>	<input type="checkbox"/>	<input type="checkbox"/>	<input type="checkbox"/>
	<input type="checkbox"/>	<input type="checkbox"/>	<input type="checkbox"/>	<input type="checkbox"/>	<input type="checkbox"/>	<input type="checkbox"/>	<input type="checkbox"/>	<input type="checkbox"/>

Comments: Used a 50 gallon spray rig and a backpack sprayer to treat the nuisance/exotics in the stormwater ponds at Park Place.

Treated the spatterdock, algae and perimeter torpedo grass. A heavy algacide treatment was applied to Pond 3. The aerator was

operating properly at the time of service. Treated the spatterdock and the submerged chara in Pond 4.