PARK PLACE
COMMUNITY DEVELOPMENT DISTRICT
BOARD OF SUPERVISORS
PUBLIC HEARING & REGULAR MEETING
AUGUST 19, 2020

PARK PLACE
COMMUNITY DEVELOPMENT DISTRICT AGENDA
WEDNESDAY, AUGUST 19, 2020
4:00 p.m.

The Lake House
Located at 11740 Casa Lago Lane, Tampa, FL 33626

District Board of Supervisors	Chair	Doris Cockerell
	Vice Chair	Darren Booth
	Supervisor	Andrea Jackson
	Supervisor	Cathy Kinser-Powell
	Supervisor	Erica Lavina
District Manager	Meritus	Brian Howell
District Attorney	Straley Robin Vericker	John Vericker
District Engineer	Johnson Engineering	Phil Chang

All cellular phones and pagers must be turned off while in the meeting room

The meeting will begin at **4:00 p.m.** The **Business Items** section contains items for approval by the District Board of Supervisors that may require discussion, motion and votes on an item-by-item basis. If any member of the audience would like to speak on one of the business items, they will need to register with the District Administrator prior to the presentation of that agenda item. Agendas can be reviewed by contacting the Manager's office at (813) 397-5120 at least seven days in advance of the scheduled meeting. Requests to place items on the agenda must be submitted in writing with an explanation to the District Manager at least fourteen (14) days prior to the date of the meeting. The ninth section is called **Administrative Matters**. The Administrative Matters section contains items that require the review and approval of the District Board of Supervisors as a normal course of business. The tenth section is called **Staff Reports**. This section allows the District Administrator, Engineer, and Attorney to update the Board of Supervisors on any pending issues that are being researched for Board action. The final sections are called **Board Members Comments and Public Comments**. This is the section in which the Supervisors may request Staff to prepare certain items in an effort to meet residential needs. The Audience Comment portion of the agenda is where individuals may comment on matters that concern the District. Each individual is limited to **three (3) minutes** for such comment. The Board of Supervisors or Staff is not obligated to provide a response until sufficient time for research or action is warranted. IF THE COMMENT CONCERNS A MAINTENANCE RELATED ITEM, THE ITEM WILL NEED TO BE ADDRESSED BY THE DISTRICT ADMINSTRATOR OUTSIDE THE CONTEXT OF THIS MEETING.

Public workshops sessions may be advertised and held in an effort to provide informational services. These sessions allow staff or consultants to discuss a policy or business matter in a more informal manner and allow for lengthy presentations prior to scheduling the item for approval. Typically, no motions or votes are made during these sessions.

Pursuant to provisions of the Americans with Disabilities Act, any person requiring special accommodations to participate in this meeting is asked to advise the District Office at (813) 397-5120, at least 48 hours before the meeting. If you are hearing or speech impaired, please contact the Florida Relay Service at 1 (800) 955-8770, who can aid you in contacting the District Office.

Any person who decides to appeal any decision made by the Board with respect to any matter considered at the meeting is advised that this same person will need a record of the proceedings and that accordingly, the person may need to ensure that a verbatim record of the proceedings is made, including the testimony and evidence upon which the appeal is to be based.

Board of Supervisors
Park Place Community Development District

Dear Board Members:

The Public Hearing & Regular Meeting of the Park Place Community Development District will be held on **August 19, 2020 at 4:00 p.m.** at The Lake House, located at 11740 Casa Lago Lane, Tampa, FL 33626. Following is the Agenda for the Meeting:

Call In Number: 1-866-906-9330 **Access Code: 7979718**

1. **CALL TO ORDER/ROLL CALL**
2. **PUBLIC COMMENT ON AGENDA ITEMS**
3. **RECESS TO PUBLIC HEARINGS**
4. **PUBLIC HEARING ON ADOPTING PROPOSED FISCAL YEAR 2021 BUDGET**
   A. Open Public Hearing on Proposed Fiscal Year 2021 Budget
   B. Staff Presentations
   C. Public Comment
   D. Consideration of Resolution 2020-06; Adopting Fiscal Year 2021 Budget .....Tab 01
   E. Close Public Hearing on Proposed Fiscal Year 2021Budget
5. **PUBLIC HEARING ON LEVYING O&M ASSESSMENTS**
   A. Open Public Hearing on Levying O&M Assessments
   B. Staff Presentations
   C. Public Comment
   D. Consideration of Resolution 2020-07; Levying O&M Assessments .....Tab 02
   E. Close Public Hearing on Levying O&M Assessments
6. **RETURN TO REGULAR MEETING**
7. **VENDOR/STAFF REPORTS**
   A. District Counsel
   B. District Engineer.....Tab 03
      i. Highland Park Concrete Repairs Master Plan
      ii. Mandolin Reserve Speed Bumps
      iii. Highland Park Parking Space Striping
8. **BUSINESS ITEMS**
   A. Discussion on Landscape Program .....Tab 04
   B. Discussion on Signage Proposals.....Tab 05
   C. Consideration of Resolution 2020-08; Setting Fiscal Year 2021 Meeting Schedule.....Tab 06
   D. General Matter or the District
9. **CONSENT AGENDA**
   A. Consideration of Board of Supervisors Regular Meeting Minutes June 17, 2020.....Tab 07
   B. Consideration of Operations and Maintenance Expenditures (Admin) June 2020.....Tab 08
   C. Consideration of Operations and Maintenance Expenditures (HP) June 2020.....Tab 09
   D. Consideration of Operations and Maintenance Expenditures (W/M) June 2020.....Tab 10
   E. Consideration of Operations and Maintenance Expenditures (Admin) July 2020.....Tab 11
   F. Consideration of Operations and Maintenance Expenditures (HP) July 2020.....Tab 12
   G. Consideration of Operations and Maintenance Expenditures (W/M) July 2020 .....Tab 13
   H. Review of Financials Statements Month Ending July 31, 2020 .....Tab 14
10. **MANAGEMENT REPORTS**
    A. District Manager .....Tab 15
       i. Manager's Report
       ii. Action Item List
       iii. Community Inspection Report
       iv. Cypress Creek Aquatics Report
11. **SUPERVISOR REQUESTS**

12. AUDIENCE QUESTIONS, COMMENTS AND DISCUSSION FORUM
13. ADJOURNMENT

We look forward to seeing you at the meeting. In the meantime, if you have any questions, please do not hesitate to call us at (813) 873-7300.

Sincerely,

Brian Howell
District Manager

RESOLUTION 2020-06

A RESOLUTION OF THE BOARD OF SUPERVISORS OF THE PARK PLACE COMMUNITY DEVELOPMENT DISTRICT ADOPTING A BUDGET FOR THE FISCAL YEAR BEGINNING OCTOBER 1, 2020, AND ENDING SEPTEMBER 30, 2021; AND PROVIDING AN EFFECTIVE DATE.

WHEREAS, the District Manager submitted, prior to June 15th, to the Board of Supervisors ("**Board**") of the Park Place Community Development District ("**District**") a proposed budget for the next ensuing budget year ("**Proposed Budget**"), along with an explanatory and complete financial plan for each fund, pursuant to the provisions of Sections 189.016(3) and 190.008(2)(a), Florida Statutes;

WHEREAS, the District filed a copy of the Proposed Budget with the local governing authorities having jurisdiction over the area included in the District at least 60 days prior to the adoption of the Proposed Budget pursuant to the provisions of Section 190.008(2)(b), Florida Statutes;

WHEREAS, the Board held a duly noticed public hearing pursuant to Section 190.008(2)(a), Florida Statutes;

WHEREAS, the District Manager posted the Proposed Budget on the District's website at least 2 days before the public hearing pursuant to Section 189.016(4), Florida Statutes;

WHEREAS, the Board is required to adopt a resolution approving a budget for the ensuing fiscal year and appropriate such sums of money as the Board deems necessary to defray all expenditures of the District during the ensuing fiscal year pursuant to Section 190.008(2)(a), Florida Statutes; and

WHEREAS, the Proposed Budget projects the cash receipts and disbursements anticipated during a given time period, including reserves for contingencies for emergency or other unanticipated expenditures during the fiscal year.

NOW, THEREFORE, BE IT RESOLVED BY THE BOARD:

Section 1. Budget

a. That the Board has reviewed the Proposed Budget, a copy of which is on file with the office of the District Manager and at the District's records office, and hereby approves certain amendments thereto, as shown below.

b. That the Proposed Budget as amended by the Board attached hereto as **Exhibit A**, is hereby adopted in accordance with the provisions of Section 190.008(2)(a), Florida Statutes, and incorporated herein by reference; provided, however, that the comparative figures contained in the adopted budget may be subsequently revised as deemed necessary by the District Manager to reflect actual revenues and expenditures for fiscal year 2019-2020 and/or revised projections for fiscal year 2020-2021.

c. That the adopted budget, as amended, shall be maintained in the office of the District Manager and at the District's records office and identified as "The Budget for the

Park Place Community Development District for the Fiscal Year Beginning October 1, 2020, and Ending September 30, 2021".

d. The final adopted budget shall be posted by the District Manager on the District's website within 30 days after adoption pursuant to Section 189.016(4), Florida Statutes.

Section 2. Appropriations. There is hereby appropriated out of the revenues of the District (the sources of the revenues will be provided for in a separate resolution), for the fiscal year beginning October 1, 2020, and ending September 30, 2021, the sum of **$1,228,069.79**, which sum is deemed by the Board to be necessary to defray all expenditures of the District during said budget year, to be divided and appropriated in the following fashion:

Total General Fund	$ 709,844.79
Total Debt Service Funds	$ 518,225.00
Total All Funds*	**$1,228,069.79**

*Not inclusive of any collection costs or early payment discounts.

Section 3. Budget Amendments. Pursuant to Section 189.016(6), Florida Statutes, the District at any time within the fiscal year or within 60 days following the end of the fiscal year may amend its budget for that fiscal year as follows:

a. The Board may authorize an increase or decrease in line item appropriations within a fund by motion recorded in the minutes if the total appropriations of the fund do not increase.

b. The District Manager or Treasurer may authorize an increase or decrease in line item appropriations within a fund if the total appropriations of the fund do not increase and if the aggregate change in the original appropriation item does not exceed $10,000 or 10% of the original appropriation.

c. Any other budget amendments shall be adopted by resolution and be consistent with Florida law. This includes increasing any appropriation item and/or fund to reflect receipt of any additional unbudgeted monies and making the corresponding change to appropriations or the unappropriated balance.

The District Manager or Treasurer must establish administrative procedures to ensure that any budget amendments are in compliance with this section and Section 189.016, Florida Statutes, among other applicable laws. Among other procedures, the District Manager or Treasurer must ensure that any amendments to budget(s) under subparagraphs c. above are posted on the District's website within 5 days after adoption pursuant to Section 189.016(7), Florida Statutes.

Section 4. Effective Date. This Resolution shall take effect upon the passage and adoption of this Resolution by the Board.

Passed and Adopted on August 19, 2020.

Attested By:	**Park Place Community Development District**
_____	_____
Name:_____	Doris Cockerell
Secretary/Assistant Secretary	Chair of the Board of Supervisors

Exhibit A: FY 2020-2021 Adopted Budget

2021

PARK PLACE
COMMUNITY DEVELOPMENT DISTRICT

FISCAL YEAR 2021
FINAL ANNUAL OPERATING BUDGET

AUGUST 19, 2020

PARK PLACE
COMMUNITY DEVELOPMENT DISTRICT

FISCAL YEAR 2021
FINAL ANNUAL OPERATING BUDGET

TABLE OF CONTENTS

SECTION	DESCRIPTION	PAGE
I.	BUDGET INTRODUCTION	1
II.	GENERAL FUND 100 - FISCAL YEAR 2020 BUDGET ANALYSIS	2
III.	GENERAL FUND 100 - FINAL OPERATING BUDGET	3
IV.	GENERAL FUND 100 DESCRIPTIONS	4
V.	GENERAL FUND 101 - FISCAL YEAR 2020 BUDGET ANALYSIS	6
VI.	GENERAL FUND 101 - FINAL OPERATING BUDGET	7
VII.	GENERAL FUND 101 DESCRIPTIONS	8
VIII.	GENERAL FUND 102 - FISCAL YEAR 2020 BUDGET ANALYSIS	9
IX.	GENERAL FUND 102 - FINAL OPERATING BUDGET	10
X.	GENERAL FUND 102 DESCRIPTIONS	11
XI.	GENERAL FUND 103 - FISCAL YEAR 2020 BUDGET ANALYSIS	13
XII.	GENERAL FUND 103 - FINAL OPERATING BUDGET	14
XIII.	GENERAL FUND 103 DESCRIPTIONS	15
XIV.	DEBT SERVICE FUNDS	17
XV.	SCHEDULE OF ANNUAL ASSESSMENTS	19

AUGUST 19, 2020

PARK PLACE
COMMUNITY DEVELOPMENT DISTRICT

BUDGET INTRODUCTION

Background Information

The Park Place Community Development District is a local special purpose government authorized by Chapter 190, Florida Statutes, as amended. The Community Development District (CDD) is an alternative method for planning, financing, acquiring, operating and maintaining community-wide infrastructure in master planned communities. The CDD also is a mechanism that provides a "solution" to the State's needs for delivery of capital infrastructure to service projected growth without overburdening other governments and their taxpayers. CDDs represent a major advancement in Florida's effort to manage its growth effectively and efficiently. This allows the community to set a higher standard for construction along with providing a long-term solution to the operation and maintenance of community facilities.

The following report represents the District budget for Fiscal Year 2021, which begins on October 1, 2020. The District budget is organized by fund to segregate financial resources and ensure that the segregated resources are used for their intended purpose, and the District has established the following funds.

Fund Number	Fund Name	Services Provided
001	General Fund	Operations and Maintenance of Community Facilities Financed by Non-Ad Valorem Assessments
202	Debt Service Fund	Collection of Special Assessments for Debt Service on the Series 2014 Special Assessment Revenue Refunding Bonds
203	Debt Service Fund	Collection of Special Assessments for Debt Service on the Series 2008 Special Assessment Revenue Refunding Bonds

Facilities of the District

The District's existing facilities include storm-water management (lake and water control structures), wetland preserve areas, street lighting, landscaping, entry signage, entry features, irrigation distribution facilities, recreational center, parks, pool facility, tennis courts and other related public improvements.

Maintenance of the Facilities

In order to maintain the facilities, the District conducts hearings to adopt an operating budget each year. This budget includes a detailed description of the maintenance program along with an estimate of the cost of the program. The funding of the maintenance budget is levied as a non-ad valorem assessment on your property by the District Board of Supervisors.

PARK PLACE
COMMUNITY DEVELOPMENT DISTRICT

GENERAL FUND 100 ADMINISTRATION	Fiscal Year 2020 Final Operating Budget	Current Period Actuals 10/1/19 - 2/29/20	Projected Revenues & Expenditures 3/1/20 to 9/30/20	Total Actuals and Projections Through 9/30/20	Over/(Under) Budget Through 9/30/20
REVENUES					
SPECIAL ASSESSMENTS					
O&M Assessments-Tax Roll	130,644.09	124,923.48	6,867.77	131,791.25	1,147.16
TOTAL SPECIAL ASSESSMENTS	**130,644.09**	**124,923.48**	**6,867.77**	**131,791.25**	**1,147.16**
INTEREST EARNINGS					
Interest Earnings	0.00	100.00	0.00	100.00	100.00
TOTAL INTEREST EARNINGS	**0.00**	**100.00**	**0.00**	**100.00**	**100.00**
OTHER MISCELLANEOUS REVENUES					
Undesignated Reserves	0.00	0.00	7,096.23	7,096.23	7,096.23
TOTAL OTHER MISCELLANEOUS REVENUES	**0.00**	**0.00**	**7,096.23**	**7,096.23**	**7,096.23**
TOTAL REVENUES	**$130,644.09**	**$125,023.48**	**$13,964.00**	**$138,987.48**	**$8,343.39**
EXPENDITURES					
LEGISLATIVE					
Supervisor Fees	12,000.00	4,000.00	6,000.00	10,000.00	(2,000.00)
TOTAL LEGISLATIVE	**12,000.00**	**4,000.00**	**6,000.00**	**10,000.00**	**(2,000.00)**
FINANCIAL & ADMINISTRATIVE					
Management Services	52,000.00	22,916.65	29,083.35	52,000.00	0.00
District Engineer	10,000.00	6,450.00	3,550.00	10,000.00	0.00
Trustees Fees	7,250.00	5,136.10	2,113.90	7,250.00	0.00
Accounting Services	31,000.00	12,916.70	18,083.30	31,000.00	0.00
Auditing Services	7,000.00	0.00	7,000.00	7,000.00	0.00
Arbitrage Rebate Calculation	650.00	0.00	650.00	650.00	0.00
Postage and Resident Notices	500.00	118.54	181.46	300.00	(200.00)
Professional Liability Insurance	2,625.00	2,563.00	0.00	2,563.00	(62.00)
Legal Advertising	600.00	883.50	116.50	1,000.00	400.00
Bank Fees	400.00	0.00	200.00	200.00	(200.00)
Dues, Licenses & Fees	175.00	188.46	1.54	190.00	15.00
Office supplies	419.09	0.00	134.48	134.48	(284.61)
ADA Compliance	0.00	0.00	0.00	0.00	0.00
Website Development & Maintenance	1,500.00	625.00	875.00	1,500.00	0.00
TOTAL FINANCIAL & ADMINISTRATIVE	**114,119.09**	**51,797.95**	**61,989.53**	**113,787.48**	**(331.61)**
LEGAL COUNSEL					
District Counsel	4,025.00	12,507.50	2,492.50	15,000.00	10,975.00
TOTAL LEGAL COUNSEL	**4,025.00**	**12,507.50**	**2,492.50**	**15,000.00**	**10,975.00**
OTHER PHYSICAL ENVIRONMENT					
District Permit Compliance	500.00	0.00	200.00	200.00	(300.00)
TOTAL OTHER PHYSICAL ENVIRONMENT	**500.00**	**0.00**	**200.00**	**200.00**	**(300.00)**
TOTAL EXPENDITURES	**$130,644.09**	**$68,305.45**	**$70,682.03**	**$138,987.48**	**$8,343.39**
EXCESS OF REVENUES OVER (UNDER) EXPENDITURES	**$0.00**	**$56,718.03**	**($56,718.03)**	**$0.00**	**($0.00)**

FISCAL YEAR 2020 BUDGET ANALYSIS

PARK PLACE
COMMUNITY DEVELOPMENT DISTRICT

GENERAL FUND 100 ADMINISTRATION	Fiscal Year 2020 Final Operating Budget	Total Actuals and Projections Through 9/30/20	Over/(Under) Budget Through 9/30/20	Fiscal Year 2021 Final Operating Budget	Increase / (Decrease) from FY 2020 to FY 2021
REVENUES					
SPECIAL ASSESSMENTS					
O&M Assessments-Tax Roll	130,644.09	131,791.25	1,147.16	130,644.09	0.00
TOTAL SPECIAL ASSESSMENTS	**130,644.09**	**131,791.25**	**1,147.16**	**130,644.09**	**0.00**
INTEREST EARNINGS					
Interest Earnings	0.00	100.00	100.00	0.00	0.00
TOTAL INTEREST EARNINGS	**0.00**	**100.00**	**100.00**	**0.00**	**0.00**
OTHER MISCELLANEOUS REVENUES					
Undesignated Reserves	0.00	7,096.23	7,096.23	0.00	0.00
TOTAL OTHER MISCELLANEOUS REVENUES	**0.00**	**7,096.23**	**7,096.23**	**0.00**	**0.00**
TOTAL REVENUES	**$130,644.09**	**$138,987.48**	**$8,343.39**	**$130,644.09**	**$0.00**
EXPENDITURES					
LEGISLATIVE					
Supervisor Fees	12,000.00	10,000.00	(2,000.00)	12,000.00	0.00
TOTAL LEGISLATIVE	**12,000.00**	**10,000.00**	**(2,000.00)**	**12,000.00**	**0.00**
FINANCIAL & ADMINISTRATIVE					
Management Services	52,000.00	52,000.00	0.00	52,000.00	0.00
District Engineer	10,000.00	10,000.00	0.00	8,500.00	(1,500.00)
Trustees Fees	7,250.00	7,250.00	0.00	7,250.00	0.00
Accounting Services	31,000.00	31,000.00	0.00	31,000.00	0.00
Auditing Services	7,000.00	7,000.00	0.00	7,000.00	0.00
Arbitrage Rebate Calculation	650.00	650.00	0.00	650.00	0.00
Postage and Resident Notices	500.00	300.00	(200.00)	300.00	(200.00)
Professional Liability Insurance	2,625.00	2,563.00	(62.00)	2,563.00	(62.00)
Legal Advertising	600.00	1,000.00	400.00	837.09	237.09
Bank Fees	400.00	200.00	(200.00)	200.00	(200.00)
Dues, Licenses & Fees	175.00	190.00	15.00	200.00	25.00
Office supplies	419.09	134.48	(284.61)	0.00	(419.09)
ADA Compliance	0.00	0.00	0.00	1,500.00	1,500.00
Website Development & Maintenance	1,500.00	1,500.00	0.00	1,500.00	0.00
TOTAL FINANCIAL & ADMINISTRATIVE	**114,119.09**	**113,787.48**	**(331.61)**	**113,500.09**	**(619.00)**
LEGAL COUNSEL					
District Counsel	4,025.00	15,000.00	10,975.00	4,894.00	869.00
TOTAL LEGAL COUNSEL	**4,025.00**	**15,000.00**	**10,975.00**	**4,894.00**	**869.00**
OTHER PHYSICAL ENVIRONMENT					
District Permit Compliance	500.00	200.00	(300.00)	250.00	(250.00)
TOTAL OTHER PHYSICAL ENVIRONMENT	**500.00**	**200.00**	**(300.00)**	**250.00**	**(250.00)**
TOTAL EXPENDITURES	**$130,644.09**	**$138,987.48**	**$8,343.39**	**$130,644.09**	**$0.00**
EXCESS OF REVENUES OVER (UNDER) EXPENDITURES	**$0.00**	**$0.00**	**($0.00)**	**$0.00**	**$0.00**

FISCAL YEAR 2021
FINAL ANNUAL OPERATING BUDGET

GENERAL FUND 100

Financial & Administrative

Management Services

The services encompassed in this category include District Management, Recording Secretary, Field Administration, and Rentals and Leases. Management Services provide for daily administration of District business. In addition, the District Manager prepares the Annual Budget(s), implements all policies of the Board of Supervisors, and attends all meetings of the Board of Supervisors. Recording Secretary services provide for preparation and recording the minutes of the official district records of proceeding. Field Administrative Services provide for assisting the general public with day-to-day service calls, questions, and comments that are considered part of the District's obligation in providing responsive and quality customer services to the general public. Technology Services provide for; 1. Maintaining operating components and systems in compliance with governmental accounting standards. 2. Rentals and Leases provide for required storage of official District records.

District Engineer

Consists of attendance at scheduled meetings of the Board of Supervisors, offering advice and consultation on all matters related to the works of the District, such as bids for yearly contracts, operating policy, compliance with

Disclosure Report

This is required of the District as part of the bond indentures.

Trustee Fees

This is required of the District as part of the bond indentures.

Auditing Services

The District is required to annually undertake an independent examination of its books, records and accounting procedures. This audit is conducted pursuant to State Law and the Rules of the Auditor General.

Arbitrage Rebate Calculation

This is required of the District as part of the bond indentures.

Financial Services

As part of the management contract, the District retains Financial and Accounting Services to oversee and manage cash inflows and outflows, record the District's financial transactions in compliance with governmental accounting standards, prepare the annual tax roll for the County, provide financial statements and schedules, coordinate the annual independent audit, prepare and submit necessary IRS forms and documentation, prepare

Postage, Phone, Faxes, Copies

Cost of materials and service to produce agendas and conduct day-to-day business of the District.

Professional Liability Insurance

The District carries Public Officials Liability in the amount of $1,000,000.

Legal Advertising

This is required to conduct the official business of the District in accordance with the Sunshine Law and other advertisement requirements as indicated by the Florida Statutes.

Bank Fees

The District operates a checking account for expenditures and receipts.

Dues, Licenses & Fees

The District is required to file with the County and State each year

Miscellaneous Fees

This is to aid in unforeseen issues.

GENERAL FUND 100

Office Supplies

Cost of daily supplies required by the District to facilitate operations.

Website Development & Maintenance

This is for maintenance and administration of the Districts official website.

Capital Outlay

This is to fund new items as required.

Legal Counsel

District Counsel

Requirements for legal services are estimated annual expenditures on an as needed basis and also cover such items as attendance at scheduled meetings of the Board of Supervisor's, contract preparation and review, etc.

Operating Reserves

Reserves for Contingencies

This item allows for the funding of unforeseen expenditures which could be needed to supplement other budgeted line items as the need arises.

PARK PLACE
COMMUNITY DEVELOPMENT DISTRICT

GENERAL FUND 101 WINDSOR/MANDOLIN	Fiscal Year 2020 Final Operating Budget	Current Period Actuals 10/1/19 - 2/29/20	Projected Revenues & Expenditures 3/1/20 to 9/30/20	Total Actuals and Projections Through 9/30/20	Over/(Under) Budget Through 9/30/20
REVENUES					
SPECIAL ASSESSMENTS					
O&M Assessments-Tax Roll	215,224.40	205,799.57	11,314.00	217,113.57	1,889.17
TOTAL SPECIAL ASSESSMENTS	**215,224.40**	**205,799.57**	**11,314.00**	**217,113.57**	**1,889.17**
OTHER MISCELLANEOUS REVENUES - W/M					
Undesignated Reserves	0.00	0.00	887.43	887.43	887.43
TOTAL OTHER MISCELLANEOUS REVENUES - W/M	**0.00**	**0.00**	**887.43**	**887.43**	**887.43**
TOTAL REVENUES	**$215,224.40**	**$205,799.57**	**$12,201.43**	**$218,001.00**	**$2,776.60**
EXPENDITURES					
ELECTRIC UTILITY SERVICES					
Electric Utility Services	31,000.00	12,568.34	13,431.66	26,000.00	(5,000.00)
TOTAL ELECTRIC UTILITY SERVICES	**31,000.00**	**12,568.34**	**13,431.66**	**26,000.00**	**(5,000.00)**
WATER-SEWER COMBINATION SERVICES					
Water Utility Services	800.00	157.54	442.46	600.00	(200.00)
TOTAL WATER-SEWER COMBINATION SERVICES	**800.00**	**157.54**	**442.46**	**600.00**	**(200.00)**
OTHER PHYSICAL ENVIRONMENT					
Storm Drain Maintenance	5,636.60	80.00	2,920.00	3,000.00	(2,636.60)
General Liability Insurance	2,315.60	5,248.00	0.00	5,248.00	2,932.40
Plant Replacement Program	13,000.00	0.00	10,000.00	10,000.00	(3,000.00)
Landscape Maintenance - Contract	80,000.00	28,833.87	51,166.13	80,000.00	0.00
Landscape Maintenance - Other	17,000.00	2,076.61	11,923.39	14,000.00	(3,000.00)
Aquatics Maintenance	10,500.00	5,000.00	5,500.00	10,500.00	0.00
Aquatics Maintenance - Other	3,000.00	5,735.50	264.50	6,000.00	3,000.00
Irrigation Maintenance	7,500.00	6,088.00	5,912.00	12,000.00	4,500.00
Entry /Gate/ Walls Maintenance	1,500.00	445.00	1,055.00	1,500.00	0.00
Capital Improvements	13,540.00	7,373.00	2,627.00	10,000.00	(3,540.00)
Pressure Washing - Common Areas	5,000.00	2,316.00	2,684.00	5,000.00	0.00
TOTAL OTHER PHYSICAL ENVIRONMENT	**158,992.20**	**63,195.98**	**94,052.02**	**157,248.00**	**(1,744.20)**
ROADWAY, SIGNAGE & STREET LIGHTS					
Pavement & Signage Repairs	4,500.00	800.00	2,000.00	2,800.00	(1,700.00)
Sidewalk Maintenance	3,932.20	20,853.75	(0.75)	20,853.00	16,920.80
Decorative Light Maintenance	8,000.00	374.75	625.25	1,000.00	(7,000.00)
Holiday Decor	7,500.00	7,000.00	0.00	7,000.00	(500.00)
TOTAL ROADWAY, SIGNAGE & STREET LIGHTS	**23,932.20**	**29,028.50**	**2,624.50**	**31,653.00**	**7,720.80**
PARKS & RECREATION					
Off Duty Deputy Services	500.00	0.00	500.00	500.00	0.00
Gate Phone	0.00	997.29	1,002.71	2,000.00	2,000.00
TOTAL PARKS & RECREATION	**500.00**	**997.29**	**1,502.71**	**2,500.00**	**2,000.00**
TOTAL EXPENDITURES	**$215,224.40**	**$105,947.65**	**$112,053.35**	**$218,001.00**	**$2,776.60**
EXCESS OF REVENUES OVER (UNDER) EXPENDITURES	**$0.00**	**$99,851.92**	**($99,851.92)**	**$0.00**	**$0.00**

FISCAL YEAR 2020 BUDGET ANALYSIS

PARK PLACE
COMMUNITY DEVELOPMENT DISTRICT

GENERAL FUND 101 WINDSOR/MANDOLIN	Fiscal Year 2020 Final Operating Budget	Total Actuals and Projections Through 9/30/20	Over/(Under) Budget Through 9/30/20	Fiscal Year 2021 Final Operating Budget	Increase / (Decrease) from FY 2020 to FY 2021
REVENUES					
SPECIAL ASSESSMENTS					
O&M Assessments-Tax Roll	215,224.40	217,113.57	1,889.17	215,224.40	0.00
TOTAL SPECIAL ASSESSMENTS	**215,224.40**	**217,113.57**	**1,889.17**	**215,224.40**	**0.00**
OTHER MISCELLANEOUS REVENUES - W/M					
Undesignated Reserves	0.00	887.43	887.43	0.00	0.00
TOTAL OTHER MISCELLANEOUS REVENUES - W/M	**0.00**	**887.43**	**887.43**	**0.00**	**0.00**
TOTAL REVENUES	**$215,224.40**	**$218,001.00**	**$2,776.60**	**$215,224.40**	**$0.00**
EXPENDITURES					
ELECTRIC UTILITY SERVICES					
Electric Utility Services	31,000.00	26,000.00	(5,000.00)	28,000.00	(3,000.00)
TOTAL ELECTRIC UTILITY SERVICES	**31,000.00**	**26,000.00**	**(5,000.00)**	**28,000.00**	**(3,000.00)**
WATER-SEWER COMBINATION SERVICES					
Water Utility Services	800.00	600.00	(200.00)	600.00	(200.00)
TOTAL WATER-SEWER COMBINATION SERVICES	**800.00**	**600.00**	**(200.00)**	**600.00**	**(200.00)**
OTHER PHYSICAL ENVIRONMENT					
Storm Drain Maintenance	5,636.60	3,000.00	(2,636.60)	3,500.00	(2,136.60)
General Liability Insurance	2,315.60	5,248.00	2,932.40	5,248.00	2,932.40
Plant Replacement Program	13,000.00	10,000.00	(3,000.00)	13,000.00	0.00
Landscape Maintenance - Contract	80,000.00	80,000.00	0.00	80,000.00	0.00
Landscape Maintenance - Other	17,000.00	14,000.00	(3,000.00)	15,000.00	(2,000.00)
Aquatics Maintenance	10,500.00	10,500.00	0.00	11,500.00	1,000.00
Aquatics Maintenance - Other	3,000.00	6,000.00	3,000.00	6,000.00	3,000.00
Irrigation Maintenance	7,500.00	12,000.00	4,500.00	7,500.00	0.00
Entry /Gate/ Walls Maintenance	1,500.00	1,500.00	0.00	3,500.00	2,000.00
Capital Improvements	13,540.00	10,000.00	(3,540.00)	13,540.00	0.00
Pressure Washing - Common Areas	5,000.00	5,000.00	0.00	6,000.00	1,000.00
TOTAL OTHER PHYSICAL ENVIRONMENT	**158,992.20**	**157,248.00**	**(1,744.20)**	**164,788.00**	**5,795.80**
ROADWAY, SIGNAGE & STREET LIGHTS					
Pavement & Signage Repairs	4,500.00	2,800.00	(1,700.00)	3,336.40	(1,163.60)
Sidewalk Maintenance	3,932.20	20,853.00	16,920.80	5,000.00	1,067.80
Decorative Light Maintenance	8,000.00	1,000.00	(7,000.00)	2,000.00	(6,000.00)
Holiday Decor	7,500.00	7,000.00	(500.00)	7,500.00	0.00
TOTAL ROADWAY, SIGNAGE & STREET LIGHTS	**23,932.20**	**31,653.00**	**7,720.80**	**17,836.40**	**(6,095.80)**
PARKS & RECREATION					
Off Duty Deputy Services	500.00	500.00	0.00	1,500.00	1,000.00
Gate Phone	0.00	2,000.00	2,000.00	2,500.00	2,500.00
TOTAL PARKS & RECREATION	**500.00**	**2,500.00**	**2,000.00**	**4,000.00**	**3,500.00**
TOTAL EXPENDITURES	**$215,224.40**	**$218,001.00**	**$2,776.60**	**$215,224.40**	**$0.00**
EXCESS OF REVENUES OVER (UNDER) EXPENDITURES	**$0.00**	**$0.00**	**$0.00**	**$0.00**	**$0.00**

GENERAL FUND 101

Electric Utility Services

Electric Utility Services - Entry

This item is for electricity services for irrigation well pump, street lights, aesthetic uplighting, sidewalks and other common areas.

Other Physical Environment

Storm Drain Maintenance

This item is for maintaining the storm drain structures that require yearly upkeep and occasional repair.

General Liability Insurance

The District carries $1,000,000 in general liability and also has sovereign immunity.

Landscape Maintenance - Contract

The District contracts with a professional landscape firm to provide service through a public bid process. This fee does not include replacement material or irrigation repairs.

Landscape Maintenance - Other

This item is for any unforeseen circumstances that may effect the appearance of the landscape program.

Plant Replacement Program

This item is for landscape items that may need to be replaced during the year as certain material extends its useful life expectancy.

Irrigation Maintenance

Repairs necessary for everyday operation of the irrigation system to ensure its effectiveness. This item also cover repairs to the Districts wells and electrical components.

Entry & Walls Maintenance

This item is for maintaining the main entry feature and other common area walls.

Road & Street Facilities

Decorative Light Maintenance

This item provides for maintenance and repairs of the street lights and decorative lighting throughout the District.

Sidewalk Maintenance

This item is for maintenance of the District owned sidewalk system.

Pavement and Signage Repairs

This item provides for maintenance and repairs of the signage throughout the District.

Street Sweeping

This item provides for cleaning of the District roadways.

Reserves

Capital Reserves

This item creates a fund for capital improvements relating to the District's parks and recreational areas.

Operational Reserves

This item is intended develop ample reserves at the end of the fiscal year to allow the District to operate until the property taxes come in.

PARK PLACE
COMMUNITY DEVELOPMENT DISTRICT

GENERAL FUND 102
HIGHLAND PARK

	Fiscal Year 2020 Final Operating Budget	Current Period Actuals 10/1/19 - 2/29/20	Projected Revenues & Expenditures 3/1/20 to 9/30/20	Total Actuals and Projections Through 9/30/20	Over/(Under) Budget Through 9/30/20
REVENUES					
SPECIAL ASSESSMENTS					
O&M Assessments-Tax Roll	288,518.75	278,011.36	15,283.90	293,295.26	4,776.51
TOTAL SPECIAL ASSESSMENTS	**288,518.75**	**278,011.36**	**15,283.90**	**293,295.26**	**4,776.51**
OTHER MISCELLANEOUS REVENUES - H/P					
Undesignated Reserves	0.00	0.00	0.00	0.00	0.00
TOTAL OTHER MISCELLANEOUS REVENUES - H/P	**0.00**	**0.00**	**0.00**	**0.00**	**0.00**
TOTAL REVENUES	**$288,518.75**	**$278,011.36**	**$15,283.90**	**$293,295.26**	**$4,776.51**
EXPENDITURES					
ELECTRIC UTILITY SERVICES					
Electric Utility Services	5,000.00	1,680.44	1,819.56	3,500.00	(1,500.00)
TOTAL ELECTRIC UTILITY SERVICES	**5,000.00**	**1,680.44**	**1,819.56**	**3,500.00**	**(1,500.00)**
WATER-SEWER COMBINATION SERVICES					
Water Utility Services	3,500.00	2,759.94	2,640.06	5,400.00	1,900.00
TOTAL WATER-SEWER COMBINATION SERVICES	**3,500.00**	**2,759.94**	**2,640.06**	**5,400.00**	**1,900.00**
OTHER PHYSICAL ENVIRONMENT					
Storm Drain Maintenance	5,000.00	8,482.50	0.00	8,482.50	3,482.50
General Liability Insurance	4,500.00	3,516.00	0.00	3,516.00	(984.00)
Plant Replacement Program	12,000.00	0.00	12,000.00	12,000.00	0.00
Plant Replacement Program - Racetrack Road	8,500.00	0.00	2,500.00	2,500.00	(6,000.00)
Aquatics Maintenance	25,000.00	8,100.00	8,900.00	17,000.00	(8,000.00)
Aquatics Maintenance - Other	0.00	468.75	2,531.25	3,000.00	3,000.00
Landscape Maintenance - Highland Park Contract	110,000.00	26,615.88	83,384.12	110,000.00	0.00
Landscape Maintenance - Racetrack Road Contract	3,500.00	20,789.99	4,210.01	25,000.00	21,500.00
Irrigation Maintenance	15,000.00	11,717.25	3,282.75	15,000.00	0.00
Entry & Walls Maintenance	1,875.00	0.00	1,000.00	1,000.00	(875.00)
Miscellaneous Repairs & Maintenance	5,000.00	71.25	2,428.75	2,500.00	(2,500.00)
Pressure Washing - Common Areas	7,500.00	5,587.50	1,912.50	7,500.00	0.00
TOTAL OTHER PHYSICAL ENVIRONMENT	**197,875.00**	**85,349.12**	**122,149.38**	**207,498.50**	**9,623.50**
ROADWAY, SIGNAGE & STREET LIGHTS					
Pavement & Signage Repairs	2,000.00	1,537.39	462.61	2,000.00	0.00
Sidewalk Maintenance	2,063.00	5,970.00	0.00	5,970.00	3,907.00
Street Light Maintenance	4,500.00	601.88	1,898.12	2,500.00	(2,000.00)
Decorative Light Maintenance	2,000.00	818.06	681.94	1,500.00	(500.00)
Holiday Decor	15,000.00	9,375.00	5,625.00	15,000.00	0.00
TOTAL ROADWAY, SIGNAGE & STREET LIGHTS	**25,563.00**	**18,302.33**	**8,667.67**	**26,970.00**	**1,407.00**
PARKS & RECREATION					
Off Duty Deputy Services	1,000.00	0.00	500.00	500.00	(500.00)
Fountain Maintenance	2,439.00	562.50	1,437.50	2,000.00	(439.00)
Park Facility Janitorial Maintenance Contracted	2,600.00	1,012.50	1,187.50	2,200.00	(400.00)
Park Facility Maintenance and Improvement	1,000.00	0.00	500.00	500.00	(500.00)
TOTAL PARKS & RECREATION	**7,039.00**	**1,575.00**	**3,625.00**	**5,200.00**	**(1,839.00)**
RESERVES					
Transfer to Operating Reserve	29,041.75	0.00	26,219.17	26,219.17	(2,822.58)
Transfer to Capital Reserves	20,500.00	0.00	18,507.59	18,507.59	(1,992.41)
TOTAL RESERVES	**49,541.75**	**0.00**	**44,726.76**	**44,726.76**	**(4,814.99)**
TOTAL EXPENDITURES	**$288,518.75**	**$109,666.83**	**$183,628.43**	**$293,295.26**	**$4,776.51**
EXCESS OF REVENUES OVER (UNDER) EXPENDITURES	**$0.00**	**$168,344.53**	**($168,344.53)**	**$0.00**	**$0.00**

FISCAL YEAR 2020 BUDGET ANALYSIS

PARK PLACE
COMMUNITY DEVELOPMENT DISTRICT

GENERAL FUND 102
HIGHLAND PARK

	Fiscal Year 2020 Final Operating Budget	Total Actuals and Projections Through 9/30/20	Over/(Under) Budget Through 9/30/20	Fiscal Year 2021 Final Operating Budget	Increase / (Decrease) from FY 2020 to FY 2021
REVENUES					
SPECIAL ASSESSMENTS					
O&M Assessments-Tax Roll	288,518.75	293,295.26	4,776.51	288,518.75	0.00
TOTAL SPECIAL ASSESSMENTS	**288,518.75**	**293,295.26**	**4,776.51**	**288,518.75**	**0.00**
OTHER MISCELLANEOUS REVENUES - H/P					
Undesignated Reserves	0.00	0.00	0.00	0.00	0.00
TOTAL OTHER MISCELLANEOUS REVENUES - H/P	**0.00**	**0.00**	**0.00**	**0.00**	**0.00**
TOTAL REVENUES	**$288,518.75**	**$293,295.26**	**$4,776.51**	**$288,518.75**	**$0.00**
EXPENDITURES					
ELECTRIC UTILITY SERVICES					
Electric Utility Services	5,000.00	3,500.00	(1,500.00)	4,000.00	(1,000.00)
TOTAL ELECTRIC UTILITY SERVICES	**5,000.00**	**3,500.00**	**(1,500.00)**	**4,000.00**	**(1,000.00)**
WATER-SEWER COMBINATION SERVICES					
Water Utility Services	3,500.00	5,400.00	1,900.00	5,400.00	1,900.00
TOTAL WATER-SEWER COMBINATION SERVICES	**3,500.00**	**5,400.00**	**1,900.00**	**5,400.00**	**1,900.00**
OTHER PHYSICAL ENVIRONMENT					
Storm Drain Maintenance	5,000.00	8,482.50	3,482.50	5,000.00	0.00
General Liability Insurance	4,500.00	3,516.00	(984.00)	3,516.00	(984.00)
Plant Replacement Program	12,000.00	12,000.00	0.00	12,000.00	0.00
Plant Replacement Program - Racetrack Road	8,500.00	2,500.00	(6,000.00)	8,500.00	0.00
Aquatics Maintenance	25,000.00	17,000.00	(8,000.00)	17,000.00	(8,000.00)
Aquatics Maintenance - Other	0.00	3,000.00	3,000.00	8,000.00	8,000.00
Landscape Maintenance - Highland Park Contract	110,000.00	110,000.00	0.00	110,000.00	0.00
Landscape Maintenance - Racetrack Road Contract	3,500.00	25,000.00	21,500.00	3,500.00	0.00
Irrigation Maintenance	15,000.00	15,000.00	0.00	15,000.00	0.00
Entry & Walls Maintenance	1,875.00	1,000.00	(875.00)	1,500.00	(375.00)
Miscellaneous Repairs & Maintenance	5,000.00	2,500.00	(2,500.00)	3,000.00	(2,000.00)
Pressure Washing - Common Areas	7,500.00	7,500.00	0.00	7,500.00	0.00
TOTAL OTHER PHYSICAL ENVIRONMENT	**197,875.00**	**207,498.50**	**9,623.50**	**194,516.00**	**(3,359.00)**
ROADWAY, SIGNAGE & STREET LIGHTS					
Pavement & Signage Repairs	2,000.00	2,000.00	0.00	2,000.00	0.00
Sidewalk Maintenance	2,063.00	5,970.00	3,907.00	2,500.00	437.00
Street Light Maintenance	4,500.00	2,500.00	(2,000.00)	3,500.00	(1,000.00)
Decorative Light Maintenance	2,000.00	1,500.00	(500.00)	2,000.00	0.00
Holiday Decor	15,000.00	15,000.00	0.00	15,000.00	0.00
TOTAL ROADWAY, SIGNAGE & STREET LIGHTS	**25,563.00**	**26,970.00**	**1,407.00**	**25,000.00**	**(563.00)**
PARKS & RECREATION					
Off Duty Deputy Services	1,000.00	500.00	(500.00)	1,000.00	0.00
Fountain Maintenance	2,439.00	2,000.00	(439.00)	2,000.00	(439.00)
Park Facility Janitorial Maintenance Contracted	2,600.00	2,200.00	(400.00)	2,600.00	0.00
Park Facility Maintenance and Improvement	1,000.00	500.00	(500.00)	1,000.00	0.00
TOTAL PARKS & RECREATION	**7,039.00**	**5,200.00**	**(1,839.00)**	**6,600.00**	**(439.00)**
RESERVES					
Transfer to Operating Reserve	29,041.75	26,219.17	(2,822.58)	31,070.61	2,028.86
Transfer to Capital Reserves	20,500.00	18,507.59	(1,992.41)	21,932.14	1,432.14
TOTAL RESERVES	**49,541.75**	**44,726.76**	**(4,814.99)**	**53,002.75**	**3,461.00**
TOTAL EXPENDITURES	**$288,518.75**	**$293,295.26**	**$4,776.51**	**$288,518.75**	**$0.00**
EXCESS OF REVENUES OVER (UNDER) EXPENDITURES	**$0.00**	**$0.00**	**$0.00**	**$0.00**	**($0.00)**

FISCAL YEAR 2021
FINAL ANNUAL OPERATING BUDGET

GENERAL FUND 102

Electric Utility Services

Electric Utility Services

This item is for street lights, irrigation pumps and other common electricity needs.

Garbage/Solid Waste Control Services

Garbage Collection

This item is for pick up at the recreation facility and parks as needed.

Water-Sewer Combination Services

Water Utility Services

This item is for the potable and non-potable water used for irrigation, recreation facility and the pool.

Water Utility Services - Capital Outlay

Improvements to water services including connections to reclaimed water for irrigation.

Other Physical Environment

Storm Drain Maintenance

This item is for maintaining the storm drain structures that require yearly upkeep and occasional repair.

General Liability Insurance

The District carries $1,000,000 in general liability and also has sovereign immunity.

Landscape Maintenance - Contract

The District contracts with a professional landscape firm to provide service through a public bid process. This fee does not include replacement material or irrigation repairs.

Landscape Maintenance - Other

This item is for additional maintenance costs such as removal of dead vegetation or tree trimming .

Landscape Maintenance - Consulting

This item is for maintaining the supervision and inspections provided by OLM.

Landscape Maintenance - Race Track

This item is for maintaining Race Track Rd. ROW .

Plant Replacement Program

This item is for landscape items that may need to be replaced during the year as certain material extends its useful life expectancy.

Irrigation Maintenance

Repairs necessary for everyday operation of and supply to the irrigation system to ensure its effectiveness. This item also cover repairs to the Districts wells and electrical components.

Entry & Walls Maintenance

This item is for maintaining the main entry feature and other common area walls.

Roadway, Signage & Streetlight

Street Sweeping

This item is for sweeping the streets.

Pavement Repairs

This item is for miscellaneous repairs to the roadways and pavers as needed.

Signage Maintenance

This item is intended for repairing the Districts street signage.

GENERAL FUND 102

Street Light Maintenance

This is for the maintenance of the ornamental street lights.

Decorative Light Maintenance

This item is for the repairs and maintenance to up-lighting enhancements within the development and at entrances.

Parks & Recreation

Fountain Maintenance

This item is for maintaining the decorative fountains.

Park Facility Maintenance

This item is for repairs to the tennis courts, volleyball courts and other park infrastructure.

Reserves

Capital Reserves

This item creates a fund for capital improvements relating to the District's parks and recreational areas.

Operational Reserves

This item is intended develop ample reserves at the end of the fiscal year to allow the District to operate until property taxes come in.

PARK PLACE
COMMUNITY DEVELOPMENT DISTRICT

GENERAL FUND 103
MIXED USE

	Fiscal Year 2020 Final Operating Budget	Current Period Actuals 10/1/19 - 2/29/20	Projected Revenues & Expenditures 3/1/20 to 9/30/20	Total Actuals and Projections Through 9/30/20	Over/(Under) Budget Through 9/30/20
REVENUES					
SPECIAL ASSESSMENTS					
O&M Assessments-Tax Roll	75,457.55	72,153.08	3,966.68	76,119.76	662.21
TOTAL SPECIAL ASSESSMENTS	**75,457.55**	**72,153.08**	**3,966.68**	**76,119.76**	**662.21**
OTHER MISCELLANEOUS REVENUES - MIXED USE					
Undesignated Reserves	0.00	0.00	0.00	0.00	0.00
TOTAL OTHER MISCELLANEOUS REVENUES - MIXED USE	**0.00**	**0.00**	**0.00**	**0.00**	**0.00**
TOTAL REVENUES	**$75,457.55**	**$72,153.08**	**$3,966.68**	**$76,119.76**	**$662.21**
EXPENDITURES					
ELECTRIC UTILITY SERVICES					
Electric Utility Services	1,800.00	562.01	537.99	1,100.00	(700.00)
TOTAL ELECTRIC UTILITY SERVICES	**1,800.00**	**562.01**	**537.99**	**1,100.00**	**(700.00)**
WATER-SEWER COMBINATION SERVICES					
Water Utility Services	1,200.00	919.92	880.08	1,800.00	600.00
TOTAL WATER-SEWER COMBINATION SERVICES	**1,200.00**	**919.92**	**880.08**	**1,800.00**	**600.00**
OTHER PHYSICAL ENVIRONMENT					
Storm Drain Maintenance	1,352.00	2,827.50	0.00	2,827.50	1,475.50
Plant Replacement Program	5,000.00	0.00	5,000.00	5,000.00	0.00
Plant Replacement Program - Racetrack Road	5,000.00	0.00	3,000.00	3,000.00	(2,000.00)
Landscape Maintenance - Other	4,000.00	0.00	2,500.00	2,500.00	(1,500.00)
Landscape Installation/Maintenance - Race Track Rd	3,000.00	0.00	2,000.00	2,000.00	(1,000.00)
Aquatics Maintenance	8,735.00	2,700.00	3,300.00	6,000.00	(2,735.00)
Aquatics Maintenance - Other	0.00	156.25	1,343.75	1,500.00	1,500.00
Landscape Maintenance - Highland Park Contract	20,232.00	8,871.96	9,128.04	18,000.00	(2,232.00)
Landscape Maintenance - Racetrack Road Contract	2,690.00	6,929.98	3,070.02	10,000.00	7,310.00
Irrigation Maintenance	6,125.00	3,905.75	2,594.25	6,500.00	375.00
Entry & Walls Maintenance	1,000.00	0.00	0.00	0.00	(1,000.00)
Miscellaneous Repairs & Maintenance	2,000.00	23.75	976.25	1,000.00	(1,000.00)
Pressure Washing - Common Areas	2,000.00	1,862.50	0.00	1,862.50	(137.50)
TOTAL OTHER PHYSICAL ENVIRONMENT	**61,134.00**	**27,277.69**	**32,912.31**	**60,190.00**	**(944.00)**
ROADWAY, SIGNAGE & STREET LIGHTS					
Pavement & Signage Repairs	1,000.00	512.71	487.29	1,000.00	0.00
Sidewalk Maintenance	1,000.00	1,990.00	0.00	1,990.00	990.00
Street Light Maintenance	1,500.00	200.62	699.38	900.00	(600.00)
Decorative Light Maintenance	656.00	272.69	377.31	650.00	(6.00)
Holiday Decor	1,000.00	3,125.00	0.00	3,125.00	2,125.00
TOTAL ROADWAY, SIGNAGE & STREET LIGHTS	**5,156.00**	**6,101.02**	**1,563.98**	**7,665.00**	**2,509.00**
PARKS & RECREATION					
Fountain Maintenance	250.00	187.50	62.50	250.00	0.00
Park Facility Janitorial Maintenance Contracted	960.00	337.50	412.50	750.00	(210.00)
Park Facility Maintenance and Improvement	650.00	0.00	300.00	300.00	(350.00)
TOTAL PARKS & RECREATION	**1,860.00**	**525.00**	**775.00**	**1,300.00**	**(560.00)**
RESERVES					
Transfer to Capital Reserves	4,307.55	0.00	4,064.76	4,064.76	(242.79)
TOTAL RESERVES	**4,307.55**	**0.00**	**4,064.76**	**4,064.76**	**(242.79)**
TOTAL EXPENDITURES	**$75,457.55**	**$35,385.64**	**$40,734.12**	**$76,119.76**	**$662.21**
EXCESS OF REVENUES OVER (UNDER) EXPENDITURES	**$0.00**	**$36,767.44**	**($36,767.44)**	**$0.00**	**($0.00)**

FISCAL YEAR 2020 BUDGET ANALYSIS

PARK PLACE
COMMUNITY DEVELOPMENT DISTRICT

GENERAL FUND 103
MIXED USE

	Fiscal Year 2020 Final Operating Budget	Total Actuals and Projections Through 9/30/20	Over/(Under) Budget Through 9/30/20	Fiscal Year 2021 Final Operating Budget	Increase / (Decrease) from FY 2020 to FY 2021
REVENUES					
SPECIAL ASSESSMENTS					
O&M Assessments-Tax Roll	75,457.55	76,119.76	662.21	75,457.55	0.00
TOTAL SPECIAL ASSESSMENTS	**75,457.55**	**76,119.76**	**662.21**	**75,457.55**	**0.00**
OTHER MISCELLANEOUS REVENUES - MIXED USE					
Undesignated Reserves	0.00	0.00	0.00	0.00	0.00
TOTAL OTHER MISCELLANEOUS REVENUES - MIXED USE	**0.00**	**0.00**	**0.00**	**0.00**	**0.00**
TOTAL REVENUES	**$75,457.55**	**$76,119.76**	**$662.21**	**$75,457.55**	**$0.00**
EXPENDITURES					
ELECTRIC UTILITY SERVICES					
Electric Utility Services	1,800.00	1,100.00	(700.00)	1,200.00	(600.00)
TOTAL ELECTRIC UTILITY SERVICES	**1,800.00**	**1,100.00**	**(700.00)**	**1,200.00**	**(600.00)**
WATER-SEWER COMBINATION SERVICES					
Water Utility Services	1,200.00	1,800.00	600.00	1,800.00	600.00
TOTAL WATER-SEWER COMBINATION SERVICES	**1,200.00**	**1,800.00**	**600.00**	**1,800.00**	**600.00**
OTHER PHYSICAL ENVIRONMENT					
Storm Drain Maintenance	1,352.00	2,827.50	1,475.50	1,500.00	148.00
Plant Replacement Program	5,000.00	5,000.00	0.00	5,000.00	0.00
Plant Replacement Program - Racetrack Road	5,000.00	3,000.00	(2,000.00)	3,000.00	(2,000.00)
Landscape Maintenance - Other	4,000.00	2,500.00	(1,500.00)	2,500.00	(1,500.00)
Landscape Installation/Maintenance - Race Track Rd	3,000.00	2,000.00	(1,000.00)	2,000.00	(1,000.00)
Aquatics Maintenance	8,735.00	6,000.00	(2,735.00)	6,157.00	(2,578.00)
Aquatics Maintenance - Other	0.00	1,500.00	1,500.00	3,000.00	3,000.00
Landscape Maintenance - Highland Park Contract	20,232.00	18,000.00	(2,232.00)	18,000.00	(2,232.00)
Landscape Maintenance - Racetrack Road Contract	2,690.00	10,000.00	7,310.00	12,000.00	9,310.00
Irrigation Maintenance	6,125.00	6,500.00	375.00	9,000.00	2,875.00
Entry & Walls Maintenance	1,000.00	0.00	(1,000.00)	1,000.00	0.00
Miscellaneous Repairs & Maintenance	2,000.00	1,000.00	(1,000.00)	1,500.00	(500.00)
Pressure Washing - Common Areas	2,000.00	1,862.50	(137.50)	0.00	(2,000.00)
TOTAL OTHER PHYSICAL ENVIRONMENT	**61,134.00**	**60,190.00**	**(944.00)**	**64,657.00**	**3,523.00**
ROADWAY, SIGNAGE & STREET LIGHTS					
Pavement & Signage Repairs	1,000.00	1,000.00	0.00	1,000.55	0.55
Sidewalk Maintenance	1,000.00	1,990.00	990.00	2,000.00	1,000.00
Street Light Maintenance	1,500.00	900.00	(600.00)	1,000.00	(500.00)
Decorative Light Maintenance	656.00	650.00	(6.00)	1,000.00	344.00
Holiday Decor	1,000.00	3,125.00	2,125.00	1,000.00	0.00
TOTAL ROADWAY, SIGNAGE & STREET LIGHTS	**5,156.00**	**7,665.00**	**2,509.00**	**6,000.55**	**844.55**
PARKS & RECREATION					
Fountain Maintenance	250.00	250.00	0.00	300.00	50.00
Park Facility Janitorial Maintenance Contracted	960.00	750.00	(210.00)	1,000.00	40.00
Park Facility Maintenance and Improvement	650.00	300.00	(350.00)	500.00	(150.00)
TOTAL PARKS & RECREATION	**1,860.00**	**1,300.00**	**(560.00)**	**1,800.00**	**(60.00)**
RESERVES					
Transfer to Capital Reserves	4,307.55	4,064.76	(242.79)	0.00	(4,307.55)
TOTAL RESERVES	**4,307.55**	**4,064.76**	**(242.79)**	**0.00**	**(4,307.55)**
TOTAL EXPENDITURES	**$75,457.55**	**$76,119.76**	**$662.21**	**$75,457.55**	**$0.00**
EXCESS OF REVENUES OVER (UNDER) EXPENDITURES	**$0.00**	**$0.00**	**($0.00)**	**$0.00**	**$0.00**

GENERAL FUND 103

Electric Utility Services

Electric Utility Services

This item is for street lights, irrigation pumps and other common electricity needs.

Water-Sewer Combination Services

Water Utility Services

This item is for the potable and non-potable water used for irrigation, recreation facility and the pool.

Other Physical Environment

Storm Drain Maintenance

This item is for maintaining the storm drain structures that require yearly upkeep and occasional repair.

General Liability Insurance

The District carries $1,000,000 in general liability and also has sovereign immunity.

Landscape Maintenance - Contract

The District contracts with a professional landscape firm to provide service through a public bid process. This fee does not include replacement material or irrigation repairs.

Landscape Maintenance - Other

This item is for additional maintenance costs such as removal of dead vegetation or tree trimming .

Landscape Maintenance - Consulting

This item is for maintaining the supervision and inspections provided by OLM.

Landscape Maintenance - Race Track

This item is for maintaining the Race Track Rd. ROW.

Plant Replacement Program

This item is for landscape items that may need to be replaced during the year as certain material extends its useful life expectancy.

Irrigation Maintenance

Repairs necessary for everyday operation of and supply to the irrigation system to ensure its effectiveness. This item also cover repairs to the Districts wells and electrical components.

Entry & Walls Maintenance

This item is for maintaining the main entry feature and other common area walls.

Roadway, Signage & Streetlight

Street Sweeping

This item is for sweeping the streets.

Pavement Repairs

This item is for miscellaneous repairs to the roadways and pavers as needed.

Signage Maintenance

This item is intended for repairing the Districts street signage.

Street Light Maintenance

This is for the maintenance of the ornamental street lights.

GENERAL FUND 103

Decorative Light Maintenance

This item is for the repairs and maintenance to up-lighting enhancements within the development and at

Fountain Maintenance

This item is for maintaining the decorative fountains.

Park Facility Maintenance

This item is for repairs to the tennis courts, volleyball courts and other park infrastructure.

Reserves

Capital Reserves

This item creates a fund for capital improvements relating to the District's parks and recreational areas.

Operational Reserves

This item is intended develop ample reserves at the end of the fiscal year to allow the District to operate until property taxes come in.

DEBT SERVICE FUND

SERIES 2008 - WINDSOR/MANDOLIN

REVENUES		
CDD Debt Service Assessments	$	189,275
TOTAL REVENUES	**$**	**189,275**
EXPENDITURES		
Series 2008 May Bond Principal Payment	$	110,000
Series 2008 May Bond Interest Payment	$	40,955
Series 2008 November Bond Interest Payment	$	38,320
TOTAL EXPENDITURES	**$**	**189,275**
EXCESS OF REVENUES OVER EXPENDITURES	**$**	**-**
ANALYSIS OF BONDS OUTSTANDING		
Bonds Outstanding - Period Ending 11/1/2020	$	1,710,000
Principal Payment Applied Toward Series 2008 Bonds	$	110,000
Bonds Outstanding - Period Ending 11/1/2021	**$**	**1,600,000**

PARK PLACE
COMMUNITY DEVELOPMENT DISTRICT

DEBT SERVICE FUND
SERIES 2014 - HIGHLAND PARK

REVENUES		
CDD Debt Service Assessments	$	328,950
TOTAL REVENUES	**$**	**328,950**

EXPENDITURES		
Series 2014 May Bond Principal Payment	$	180,000
Series 2014 May Bond Interest Payment	$	76,500
Series 2014 November Bond Interest Payment	$	72,450
TOTAL EXPENDITURES	**$**	**328,950**
EXCESS OF REVENUES OVER EXPENDITURES	**$**	**-**

ANALYSIS OF BONDS OUTSTANDING		
Bonds Outstanding - Period Ending 11/1/2020	$	3,400,000
Principal Payment Applied Toward Series 2014 Bonds	$	180,000
Bonds Outstanding - Period Ending 11/1/2021	**$**	**3,220,000**

PARK PLACE
COMMUNITY DEVELOPMENT DISTRICT

SCHEDULE OF ANNUAL ASSESSMENTS [1]

Lot Size	ERU Factor	Lot Count	Total ERU's	Debt Service - Series 2008	Debt Service - Series 2014	General Fund 100	General Fund 101	General Fund 102	General Fund 103	Fiscal Year 2021 Total	Fiscal Year 2020 Total	Total Inc/(Dec) in Annual Assmt [2]
Mandolin [1]												
Single Family 50'	1.00	101	176.75	$627.70	$0.00	$220.23	$830.81	$0.00	$0.00	**$1,678.74**	$1,678.74	**$0.00**
Single Family 60'	1.20	108	216	$717.36	$0.00	$220.23	$830.81	$0.00	$0.00	**$1,768.40**	$1,768.40	**$0.00**
Windsor [1]												
Townhome	0.37	182	182	$358.69	$0.00	$73.85	$331.32	$0.00	$0.00	**$763.86**	$763.86	**$0.00**
Highland Park [1]												
Townhome 22'	0.44	40	17.6	$0.00	$725.70	$191.72	$0.00	$901.26	$0.00	**$1,818.68**	$1,818.68	**$0.00**
Townhome 25'/26'	0.52	60	31.2	$0.00	$742.28	$191.72	$0.00	$904.51	$0.00	**$1,838.50**	$1,838.50	**$0.00**
Townhome 28'	0.56	25	14	$0.00	$783.75	$191.72	$0.00	$912.61	$0.00	**$1,888.08**	$1,888.08	**$0.00**
Single Family 40'	0.80	58	46.4	$0.00	$825.22	$191.72	$0.00	$920.71	$0.00	**$1,937.65**	$1,937.65	**$0.00**
Single Family 50'	1.00	44	44	$0.00	$1,030.90	$191.72	$0.00	$960.92	$0.00	**$2,183.54**	$2,183.54	**$0.00**
Single Family 70'	1.40	54	75.6	$0.00	$1,443.93	$191.72	$0.00	$1,041.64	$0.00	**$2,677.29**	$2,677.29	**$0.00**
Single Family 80'	1.60	29	46.4	$0.00	$1,650.44	$191.72	$0.00	$1,082.01	$0.00	**$2,924.16**	$2,924.16	**$0.00**
Single Family 90'	1.80	5	9	$0.00	$1,856.12	$191.72	$0.00	$1,122.21	$0.00	**$3,170.05**	$3,170.05	**$0.00**
Single Family 150'	3.00	9	27	$0.00	$2,681.31	$191.72	$0.00	$1,283.53	$0.00	**$4,156.56**	$4,156.56	**$0.00**
Mixed Use[1]												
Apartments	0.35	239	83.65	$0.00	$0.00	$69.34	$0.00	$0.00	$276.76	**$346.10**	$346.10	**$0.00**
School	1.00	10	10	$0.00	$1,237.42	$72.47	$0.00	$241.85	$353.72	**$1,905.46**	$1,905.46	**$0.00**
Commercial	3.00	5.2	15.6	$0.00	$0.00	$600.42	$0.00	$0.00	$2,372.25	**$2,972.67**	$2,972.67	**$0.00**

Notations:

[1] Annual assessments are adjusted for the County collection costs and Statutory early payment discounts

[2] An increase in assessments creates a positive figure; conversely, a decrease in assessments creates a negative figure

RESOLUTION 2020-07

A RESOLUTION OF THE BOARD OF SUPERVISORS OF THE PARK PLACE COMMUNITY DEVELOPMENT DISTRICT IMPOSING ANNUALLY RECURRING OPERATIONS AND MAINTENANCE NON-AD VALOREM SPECIAL ASSESSMENTS; PROVIDING FOR COLLECTION AND ENFORCEMENT OF ALL DISTRICT SPECIAL ASSESSMENTS; CERTIFYING AN ASSESSMENT ROLL; PROVIDING FOR AMENDMENT OF THE ASSESSMENT ROLL; PROVIDING FOR CHALLENGES AND PROCEDURAL IRREGULARITIES; PROVIDING FOR SEVERABILITY; PROVIDING FOR AN EFFECTIVE DATE.

WHEREAS, the Park Place Community Development District ("**District**") is a local unit of special-purpose government established pursuant to Chapter 190, Florida Statutes for the purpose of providing, preserving, operating, and maintaining infrastructure improvements, facilities, and services to the lands within the District;

WHEREAS, the District is located in Hillsborough County, Florida ("**County**");

WHEREAS, the Board of Supervisors of the District ("**Board**") hereby determines to undertake various activities described in the District's adopted budget for fiscal year 2020-2021 attached hereto as **Exhibit A** ("**FY 2020-2021 Budget**") and incorporated as a material part of this Resolution by this reference;

WHEREAS, the District must obtain sufficient funds to provide for the activities described in the FY 2020-2021 Budget;

WHEREAS, the provision of the activities described in the FY 2020-2021 Budget is a benefit to lands within the District;

WHEREAS, the District may impose non-ad valorem special assessments on benefited lands within the District pursuant to Chapter 190, Florida Statutes;

WHEREAS, such special assessments may be placed on the County tax roll and collected by the local Tax Collector ("**Uniform Method**") pursuant to Chapters 190 and 197, Florida Statutes;

WHEREAS, the District has, by resolution and public notice, previously evidenced its intention to utilize the Uniform Method;

WHEREAS, the District has approved an agreement with the County Property Appraiser ("**Property Appraiser**") and County Tax Collector ("**Tax Collector**") to provide for the collection of special assessments under the Uniform Method;

WHEREAS, it is in the best interests of the District to proceed with the imposition, levy, and collection of the annually recurring operations and maintenance non-ad valorem special assessments on all assessable lands in the amount contained for each parcel's portion of the FY 2020-2021 Budget ("**O&M Assessments**");

WHEREAS, the Board desires to collect the annual installment for the previously levied debt service non-ad valorem special assessments ("**Debt Assessments**") in the amounts shown in the FY 2020-2021 Budget;

WHEREAS, the District adopted an assessment roll as maintained in the office of the District Manager, available for review, and incorporated as a material part of this Resolution by this reference ("**Assessment Roll**");

WHEREAS, it is in the best interests of the District to certify the Assessment Roll to the Tax Collector pursuant to the Uniform Method; and

WHEREAS, it is in the best interests of the District to permit the District Manager to amend the Assessment Roll, including the property certified to the Tax Collector by this Resolution, as the Property Appraiser updates the property roll, for such time as authorized by Florida law.

NOW, THEREFORE, BE IT RESOLVED BY THE BOARD:

Section 1. Benefit from Activities and O&M Assessments. The provision of the activities described in the FY 2020-2021 Budget confer a special and peculiar benefit to the lands within the District, which benefits exceed or equal the O&M Assessments allocated to such lands. The allocation of the expenses of the activities to the specially benefited lands is shown in the FY 2020-2021 Budget and in the Assessment Roll.

Section 2. O&M Assessments Imposition. Pursuant to Chapter 190, Florida Statutes and procedures authorized by Florida law for the levy and collection of special assessments, the O&M Assessments are hereby imposed and levied on benefited lands within the District in accordance with the FY 2020-2021 Budget and Assessment Roll. The lien of the O&M Assessments imposed and levied by this Resolution shall be effective upon passage of this Resolution.

Section 3. Collection and Enforcement of District Assessments.

a. **Uniform Method for all Debt Assessments and all O&M Assessments.** The collection of all Debt Assessments and all O&M Assessments for all lands within the District, shall be at the same time and in the same manner as County taxes in accordance with the Uniform Method, as set forth in the Assessment Roll**.** All assessments collected by the Tax Collector shall be due, payable, and enforced pursuant to Chapter 197, Florida Statutes.

b. **Future Collection Methods.** The decision to collect special assessments by any particular method – e.g., on the tax roll or by direct bill – does not mean that such method will be used to collect special assessments in future years, and the District reserves the right in its sole discretion to select collection methods in any given year, regardless of past practices.

Section 4. Certification of Assessment Roll. The Assessment Roll is hereby certified and authorized to be transmitted to the Tax Collector.

Section 5. Assessment Roll Amendment. The District Manager shall keep apprised of all updates made to the County property roll by the Property Appraiser after the date of this Resolution and shall amend the Assessment Roll in accordance with any such updates, for such time as authorized by Florida law. After any amendment of the Assessment Roll, the District Manager shall file the updates to the tax roll in the District records.

Section 6. Assessment Challenges. The adoption of this Resolution shall be the final determination of all issues related to the O&M Assessments as it relates to property owners whose benefited property is subject to the O&M Assessments (including, but not limited to, the determination of special benefit and fair apportionment to the assessed property, the method of apportionment, the maximum rate of the O&M Assessments, and the levy, collection, and lien of the O&M Assessments), unless proper steps shall be initiated in a court of competent jurisdiction to secure relief within 30 days from adoption date of this Resolution.

Section 7. Procedural Irregularities. Any informality or irregularity in the proceedings in connection with the levy of the O&M Assessments shall not affect the validity of the same after the adoption of this Resolution, and any O&M Assessments as finally approved shall be competent and sufficient evidence that such O&M Assessment was duly levied, that the O&M Assessment was duly made and adopted, and that all other proceedings adequate to such O&M Assessment were duly had, taken, and performed as required.

Section 8. Severability. The invalidity or unenforceability of any one or more provisions of this Resolution shall not affect the validity or enforceability of the remaining portions of this Resolution, or any part thereof.

Section 9. Effective Date. This Resolution shall take effect upon the passage and adoption of this Resolution by the Board.

Passed and Adopted on August 19, 2020.

Attested By:	**Park Place Community Development District**
_____	_____
Name:_____	Doris Cockerell
Secretary/Assistant Secretary	Chair of the Board of Supervisors

Exhibit A: FY 2020-2021 Budget

2021

PARK PLACE
COMMUNITY DEVELOPMENT DISTRICT

FISCAL YEAR 2021
FINAL ANNUAL OPERATING BUDGET

AUGUST 19, 2020

PARK PLACE
COMMUNITY DEVELOPMENT DISTRICT

FISCAL YEAR 2021
FINAL ANNUAL OPERATING BUDGET

TABLE OF CONTENTS

SECTION	DESCRIPTION	PAGE
I.	BUDGET INTRODUCTION	1
II.	GENERAL FUND 100 - FISCAL YEAR 2020 BUDGET ANALYSIS	2
III.	GENERAL FUND 100 - FINAL OPERATING BUDGET	3
IV.	GENERAL FUND 100 DESCRIPTIONS	4
V.	GENERAL FUND 101 - FISCAL YEAR 2020 BUDGET ANALYSIS	6
VI.	GENERAL FUND 101 - FINAL OPERATING BUDGET	7
VII.	GENERAL FUND 101 DESCRIPTIONS	8
VIII.	GENERAL FUND 102 - FISCAL YEAR 2020 BUDGET ANALYSIS	9
IX.	GENERAL FUND 102 - FINAL OPERATING BUDGET	10
X.	GENERAL FUND 102 DESCRIPTIONS	11
XI.	GENERAL FUND 103 - FISCAL YEAR 2020 BUDGET ANALYSIS	13
XII.	GENERAL FUND 103 - FINAL OPERATING BUDGET	14
XIII.	GENERAL FUND 103 DESCRIPTIONS	15
XIV.	DEBT SERVICE FUNDS	17
XV.	SCHEDULE OF ANNUAL ASSESSMENTS	19

AUGUST 19, 2020

PARK PLACE
COMMUNITY DEVELOPMENT DISTRICT

BUDGET INTRODUCTION

Background Information

The Park Place Community Development District is a local special purpose government authorized by Chapter 190, Florida Statutes, as amended. The Community Development District (CDD) is an alternative method for planning, financing, acquiring, operating and maintaining community-wide infrastructure in master planned communities. The CDD also is a mechanism that provides a "solution" to the State's needs for delivery of capital infrastructure to service projected growth without overburdening other governments and their taxpayers. CDDs represent a major advancement in Florida's effort to manage its growth effectively and efficiently. This allows the community to set a higher standard for construction along with providing a long-term solution to the operation and maintenance of community facilities.

The following report represents the District budget for Fiscal Year 2021, which begins on October 1, 2020. The District budget is organized by fund to segregate financial resources and ensure that the segregated resources are used for their intended purpose, and the District has established the following funds.

Fund Number	Fund Name	Services Provided
001	General Fund	Operations and Maintenance of Community Facilities Financed by Non-Ad Valorem Assessments
202	Debt Service Fund	Collection of Special Assessments for Debt Service on the Series 2014 Special Assessment Revenue Refunding Bonds
203	Debt Service Fund	Collection of Special Assessments for Debt Service on the Series 2008 Special Assessment Revenue Refunding Bonds

Facilities of the District

The District's existing facilities include storm-water management (lake and water control structures), wetland preserve areas, street lighting, landscaping, entry signage, entry features, irrigation distribution facilities, recreational center, parks, pool facility, tennis courts and other related public improvements.

Maintenance of the Facilities

In order to maintain the facilities, the District conducts hearings to adopt an operating budget each year. This budget includes a detailed description of the maintenance program along with an estimate of the cost of the program. The funding of the maintenance budget is levied as a non-ad valorem assessment on your property by the District Board of Supervisors.

PARK PLACE
COMMUNITY DEVELOPMENT DISTRICT

GENERAL FUND 100 ADMINISTRATION	Fiscal Year 2020 Final Operating Budget	Current Period Actuals 10/1/19 - 2/29/20	Projected Revenues & Expenditures 3/1/20 to 9/30/20	Total Actuals and Projections Through 9/30/20	Over/(Under) Budget Through 9/30/20
REVENUES					
SPECIAL ASSESSMENTS					
O&M Assessments-Tax Roll	130,644.09	124,923.48	6,867.77	131,791.25	1,147.16
TOTAL SPECIAL ASSESSMENTS	**130,644.09**	**124,923.48**	**6,867.77**	**131,791.25**	**1,147.16**
INTEREST EARNINGS					
Interest Earnings	0.00	100.00	0.00	100.00	100.00
TOTAL INTEREST EARNINGS	**0.00**	**100.00**	**0.00**	**100.00**	**100.00**
OTHER MISCELLANEOUS REVENUES					
Undesignated Reserves	0.00	0.00	7,096.23	7,096.23	7,096.23
TOTAL OTHER MISCELLANEOUS REVENUES	**0.00**	**0.00**	**7,096.23**	**7,096.23**	**7,096.23**
TOTAL REVENUES	**$130,644.09**	**$125,023.48**	**$13,964.00**	**$138,987.48**	**$8,343.39**
EXPENDITURES					
LEGISLATIVE					
Supervisor Fees	12,000.00	4,000.00	6,000.00	10,000.00	(2,000.00)
TOTAL LEGISLATIVE	**12,000.00**	**4,000.00**	**6,000.00**	**10,000.00**	**(2,000.00)**
FINANCIAL & ADMINISTRATIVE					
Management Services	52,000.00	22,916.65	29,083.35	52,000.00	0.00
District Engineer	10,000.00	6,450.00	3,550.00	10,000.00	0.00
Trustees Fees	7,250.00	5,136.10	2,113.90	7,250.00	0.00
Accounting Services	31,000.00	12,916.70	18,083.30	31,000.00	0.00
Auditing Services	7,000.00	0.00	7,000.00	7,000.00	0.00
Arbitrage Rebate Calculation	650.00	0.00	650.00	650.00	0.00
Postage and Resident Notices	500.00	118.54	181.46	300.00	(200.00)
Professional Liability Insurance	2,625.00	2,563.00	0.00	2,563.00	(62.00)
Legal Advertising	600.00	883.50	116.50	1,000.00	400.00
Bank Fees	400.00	0.00	200.00	200.00	(200.00)
Dues, Licenses & Fees	175.00	188.46	1.54	190.00	15.00
Office supplies	419.09	0.00	134.48	134.48	(284.61)
ADA Compliance	0.00	0.00	0.00	0.00	0.00
Website Development & Maintenance	1,500.00	625.00	875.00	1,500.00	0.00
TOTAL FINANCIAL & ADMINISTRATIVE	**114,119.09**	**51,797.95**	**61,989.53**	**113,787.48**	**(331.61)**
LEGAL COUNSEL					
District Counsel	4,025.00	12,507.50	2,492.50	15,000.00	10,975.00
TOTAL LEGAL COUNSEL	**4,025.00**	**12,507.50**	**2,492.50**	**15,000.00**	**10,975.00**
OTHER PHYSICAL ENVIRONMENT					
District Permit Compliance	500.00	0.00	200.00	200.00	(300.00)
TOTAL OTHER PHYSICAL ENVIRONMENT	**500.00**	**0.00**	**200.00**	**200.00**	**(300.00)**
TOTAL EXPENDITURES	**$130,644.09**	**$68,305.45**	**$70,682.03**	**$138,987.48**	**$8,343.39**
EXCESS OF REVENUES OVER (UNDER) EXPENDITURES	**$0.00**	**$56,718.03**	**($56,718.03)**	**$0.00**	**($0.00)**

FISCAL YEAR 2020 BUDGET ANALYSIS

PARK PLACE
COMMUNITY DEVELOPMENT DISTRICT

GENERAL FUND 100 ADMINISTRATION	Fiscal Year 2020 Final Operating Budget	Total Actuals and Projections Through 9/30/20	Over/(Under) Budget Through 9/30/20	Fiscal Year 2021 Final Operating Budget	Increase / (Decrease) from FY 2020 to FY 2021
REVENUES					
SPECIAL ASSESSMENTS					
O&M Assessments-Tax Roll	130,644.09	131,791.25	1,147.16	130,644.09	0.00
TOTAL SPECIAL ASSESSMENTS	**130,644.09**	**131,791.25**	**1,147.16**	**130,644.09**	**0.00**
INTEREST EARNINGS					
Interest Earnings	0.00	100.00	100.00	0.00	0.00
TOTAL INTEREST EARNINGS	**0.00**	**100.00**	**100.00**	**0.00**	**0.00**
OTHER MISCELLANEOUS REVENUES					
Undesignated Reserves	0.00	7,096.23	7,096.23	0.00	0.00
TOTAL OTHER MISCELLANEOUS REVENUES	**0.00**	**7,096.23**	**7,096.23**	**0.00**	**0.00**
TOTAL REVENUES	**$130,644.09**	**$138,987.48**	**$8,343.39**	**$130,644.09**	**$0.00**
EXPENDITURES					
LEGISLATIVE					
Supervisor Fees	12,000.00	10,000.00	(2,000.00)	12,000.00	0.00
TOTAL LEGISLATIVE	**12,000.00**	**10,000.00**	**(2,000.00)**	**12,000.00**	**0.00**
FINANCIAL & ADMINISTRATIVE					
Management Services	52,000.00	52,000.00	0.00	52,000.00	0.00
District Engineer	10,000.00	10,000.00	0.00	8,500.00	(1,500.00)
Trustees Fees	7,250.00	7,250.00	0.00	7,250.00	0.00
Accounting Services	31,000.00	31,000.00	0.00	31,000.00	0.00
Auditing Services	7,000.00	7,000.00	0.00	7,000.00	0.00
Arbitrage Rebate Calculation	650.00	650.00	0.00	650.00	0.00
Postage and Resident Notices	500.00	300.00	(200.00)	300.00	(200.00)
Professional Liability Insurance	2,625.00	2,563.00	(62.00)	2,563.00	(62.00)
Legal Advertising	600.00	1,000.00	400.00	837.09	237.09
Bank Fees	400.00	200.00	(200.00)	200.00	(200.00)
Dues, Licenses & Fees	175.00	190.00	15.00	200.00	25.00
Office supplies	419.09	134.48	(284.61)	0.00	(419.09)
ADA Compliance	0.00	0.00	0.00	1,500.00	1,500.00
Website Development & Maintenance	1,500.00	1,500.00	0.00	1,500.00	0.00
TOTAL FINANCIAL & ADMINISTRATIVE	**114,119.09**	**113,787.48**	**(331.61)**	**113,500.09**	**(619.00)**
LEGAL COUNSEL					
District Counsel	4,025.00	15,000.00	10,975.00	4,894.00	869.00
TOTAL LEGAL COUNSEL	**4,025.00**	**15,000.00**	**10,975.00**	**4,894.00**	**869.00**
OTHER PHYSICAL ENVIRONMENT					
District Permit Compliance	500.00	200.00	(300.00)	250.00	(250.00)
TOTAL OTHER PHYSICAL ENVIRONMENT	**500.00**	**200.00**	**(300.00)**	**250.00**	**(250.00)**
TOTAL EXPENDITURES	**$130,644.09**	**$138,987.48**	**$8,343.39**	**$130,644.09**	**$0.00**
EXCESS OF REVENUES OVER (UNDER) EXPENDITURES	**$0.00**	**$0.00**	**($0.00)**	**$0.00**	**$0.00**

FISCAL YEAR 2021
FINAL ANNUAL OPERATING BUDGET

GENERAL FUND 100

Financial & Administrative

Management Services

The services encompassed in this category include District Management, Recording Secretary, Field Administration, and Rentals and Leases. Management Services provide for daily administration of District business. In addition, the District Manager prepares the Annual Budget(s), implements all policies of the Board of Supervisors, and attends all meetings of the Board of Supervisors. Recording Secretary services provide for preparation and recording the minutes of the official district records of proceeding. Field Administrative Services provide for assisting the general public with day-to-day service calls, questions, and comments that are considered part of the District's obligation in providing responsive and quality customer services to the general public. Technology Services provide for; 1. Maintaining operating components and systems in compliance with governmental accounting standards. 2. Rentals and Leases provide for required storage of official District records.

District Engineer

Consists of attendance at scheduled meetings of the Board of Supervisors, offering advice and consultation on all matters related to the works of the District, such as bids for yearly contracts, operating policy, compliance with

Disclosure Report

This is required of the District as part of the bond indentures.

Trustee Fees

This is required of the District as part of the bond indentures.

Auditing Services

The District is required to annually undertake an independent examination of its books, records and accounting procedures. This audit is conducted pursuant to State Law and the Rules of the Auditor General.

Arbitrage Rebate Calculation

This is required of the District as part of the bond indentures.

Financial Services

As part of the management contract, the District retains Financial and Accounting Services to oversee and manage cash inflows and outflows, record the District's financial transactions in compliance with governmental accounting standards, prepare the annual tax roll for the County, provide financial statements and schedules, coordinate the annual independent audit, prepare and submit necessary IRS forms and documentation, prepare

Postage, Phone, Faxes, Copies

Cost of materials and service to produce agendas and conduct day-to-day business of the District.

Professional Liability Insurance

The District carries Public Officials Liability in the amount of $1,000,000.

Legal Advertising

This is required to conduct the official business of the District in accordance with the Sunshine Law and other advertisement requirements as indicated by the Florida Statutes.

Bank Fees

The District operates a checking account for expenditures and receipts.

Dues, Licenses & Fees

The District is required to file with the County and State each year

Miscellaneous Fees

This is to aid in unforeseen issues.

GENERAL FUND 100

Office Supplies

Cost of daily supplies required by the District to facilitate operations.

Website Development & Maintenance

This is for maintenance and administration of the Districts official website.

Capital Outlay

This is to fund new items as required.

Legal Counsel

District Counsel

Requirements for legal services are estimated annual expenditures on an as needed basis and also cover such items as attendance at scheduled meetings of the Board of Supervisor's, contract preparation and review, etc.

Operating Reserves

Reserves for Contingencies

This item allows for the funding of unforeseen expenditures which could be needed to supplement other budgeted line items as the need arises.

PARK PLACE
COMMUNITY DEVELOPMENT DISTRICT

GENERAL FUND 101 WINDSOR/MANDOLIN	Fiscal Year 2020 Final Operating Budget	Current Period Actuals 10/1/19 - 2/29/20	Projected Revenues & Expenditures 3/1/20 to 9/30/20	Total Actuals and Projections Through 9/30/20	Over/(Under) Budget Through 9/30/20
REVENUES					
SPECIAL ASSESSMENTS					
O&M Assessments-Tax Roll	215,224.40	205,799.57	11,314.00	217,113.57	1,889.17
TOTAL SPECIAL ASSESSMENTS	**215,224.40**	**205,799.57**	**11,314.00**	**217,113.57**	**1,889.17**
OTHER MISCELLANEOUS REVENUES - W/M					
Undesignated Reserves	0.00	0.00	887.43	887.43	887.43
TOTAL OTHER MISCELLANEOUS REVENUES - W/M	**0.00**	**0.00**	**887.43**	**887.43**	**887.43**
TOTAL REVENUES	**$215,224.40**	**$205,799.57**	**$12,201.43**	**$218,001.00**	**$2,776.60**
EXPENDITURES					
ELECTRIC UTILITY SERVICES					
Electric Utility Services	31,000.00	12,568.34	13,431.66	26,000.00	(5,000.00)
TOTAL ELECTRIC UTILITY SERVICES	**31,000.00**	**12,568.34**	**13,431.66**	**26,000.00**	**(5,000.00)**
WATER-SEWER COMBINATION SERVICES					
Water Utility Services	800.00	157.54	442.46	600.00	(200.00)
TOTAL WATER-SEWER COMBINATION SERVICES	**800.00**	**157.54**	**442.46**	**600.00**	**(200.00)**
OTHER PHYSICAL ENVIRONMENT					
Storm Drain Maintenance	5,636.60	80.00	2,920.00	3,000.00	(2,636.60)
General Liability Insurance	2,315.60	5,248.00	0.00	5,248.00	2,932.40
Plant Replacement Program	13,000.00	0.00	10,000.00	10,000.00	(3,000.00)
Landscape Maintenance - Contract	80,000.00	28,833.87	51,166.13	80,000.00	0.00
Landscape Maintenance - Other	17,000.00	2,076.61	11,923.39	14,000.00	(3,000.00)
Aquatics Maintenance	10,500.00	5,000.00	5,500.00	10,500.00	0.00
Aquatics Maintenance - Other	3,000.00	5,735.50	264.50	6,000.00	3,000.00
Irrigation Maintenance	7,500.00	6,088.00	5,912.00	12,000.00	4,500.00
Entry /Gate/ Walls Maintenance	1,500.00	445.00	1,055.00	1,500.00	0.00
Capital Improvements	13,540.00	7,373.00	2,627.00	10,000.00	(3,540.00)
Pressure Washing - Common Areas	5,000.00	2,316.00	2,684.00	5,000.00	0.00
TOTAL OTHER PHYSICAL ENVIRONMENT	**158,992.20**	**63,195.98**	**94,052.02**	**157,248.00**	**(1,744.20)**
ROADWAY, SIGNAGE & STREET LIGHTS					
Pavement & Signage Repairs	4,500.00	800.00	2,000.00	2,800.00	(1,700.00)
Sidewalk Maintenance	3,932.20	20,853.75	(0.75)	20,853.00	16,920.80
Decorative Light Maintenance	8,000.00	374.75	625.25	1,000.00	(7,000.00)
Holiday Decor	7,500.00	7,000.00	0.00	7,000.00	(500.00)
TOTAL ROADWAY, SIGNAGE & STREET LIGHTS	**23,932.20**	**29,028.50**	**2,624.50**	**31,653.00**	**7,720.80**
PARKS & RECREATION					
Off Duty Deputy Services	500.00	0.00	500.00	500.00	0.00
Gate Phone	0.00	997.29	1,002.71	2,000.00	2,000.00
TOTAL PARKS & RECREATION	**500.00**	**997.29**	**1,502.71**	**2,500.00**	**2,000.00**
TOTAL EXPENDITURES	**$215,224.40**	**$105,947.65**	**$112,053.35**	**$218,001.00**	**$2,776.60**
EXCESS OF REVENUES OVER (UNDER) EXPENDITURES	**$0.00**	**$99,851.92**	**($99,851.92)**	**$0.00**	**$0.00**

FISCAL YEAR 2020 BUDGET ANALYSIS

PARK PLACE
COMMUNITY DEVELOPMENT DISTRICT

GENERAL FUND 101 WINDSOR/MANDOLIN	Fiscal Year 2020 Final Operating Budget	Total Actuals and Projections Through 9/30/20	Over/(Under) Budget Through 9/30/20	Fiscal Year 2021 Final Operating Budget	Increase / (Decrease) from FY 2020 to FY 2021
REVENUES					
SPECIAL ASSESSMENTS					
O&M Assessments-Tax Roll	215,224.40	217,113.57	1,889.17	215,224.40	0.00
TOTAL SPECIAL ASSESSMENTS	**215,224.40**	**217,113.57**	**1,889.17**	**215,224.40**	**0.00**
OTHER MISCELLANEOUS REVENUES - W/M					
Undesignated Reserves	0.00	887.43	887.43	0.00	0.00
TOTAL OTHER MISCELLANEOUS REVENUES - W/M	**0.00**	**887.43**	**887.43**	**0.00**	**0.00**
TOTAL REVENUES	**$215,224.40**	**$218,001.00**	**$2,776.60**	**$215,224.40**	**$0.00**
EXPENDITURES					
ELECTRIC UTILITY SERVICES					
Electric Utility Services	31,000.00	26,000.00	(5,000.00)	28,000.00	(3,000.00)
TOTAL ELECTRIC UTILITY SERVICES	**31,000.00**	**26,000.00**	**(5,000.00)**	**28,000.00**	**(3,000.00)**
WATER-SEWER COMBINATION SERVICES					
Water Utility Services	800.00	600.00	(200.00)	600.00	(200.00)
TOTAL WATER-SEWER COMBINATION SERVICES	**800.00**	**600.00**	**(200.00)**	**600.00**	**(200.00)**
OTHER PHYSICAL ENVIRONMENT					
Storm Drain Maintenance	5,636.60	3,000.00	(2,636.60)	3,500.00	(2,136.60)
General Liability Insurance	2,315.60	5,248.00	2,932.40	5,248.00	2,932.40
Plant Replacement Program	13,000.00	10,000.00	(3,000.00)	13,000.00	0.00
Landscape Maintenance - Contract	80,000.00	80,000.00	0.00	80,000.00	0.00
Landscape Maintenance - Other	17,000.00	14,000.00	(3,000.00)	15,000.00	(2,000.00)
Aquatics Maintenance	10,500.00	10,500.00	0.00	11,500.00	1,000.00
Aquatics Maintenance - Other	3,000.00	6,000.00	3,000.00	6,000.00	3,000.00
Irrigation Maintenance	7,500.00	12,000.00	4,500.00	7,500.00	0.00
Entry /Gate/ Walls Maintenance	1,500.00	1,500.00	0.00	3,500.00	2,000.00
Capital Improvements	13,540.00	10,000.00	(3,540.00)	13,540.00	0.00
Pressure Washing - Common Areas	5,000.00	5,000.00	0.00	6,000.00	1,000.00
TOTAL OTHER PHYSICAL ENVIRONMENT	**158,992.20**	**157,248.00**	**(1,744.20)**	**164,788.00**	**5,795.80**
ROADWAY, SIGNAGE & STREET LIGHTS					
Pavement & Signage Repairs	4,500.00	2,800.00	(1,700.00)	3,336.40	(1,163.60)
Sidewalk Maintenance	3,932.20	20,853.00	16,920.80	5,000.00	1,067.80
Decorative Light Maintenance	8,000.00	1,000.00	(7,000.00)	2,000.00	(6,000.00)
Holiday Decor	7,500.00	7,000.00	(500.00)	7,500.00	0.00
TOTAL ROADWAY, SIGNAGE & STREET LIGHTS	**23,932.20**	**31,653.00**	**7,720.80**	**17,836.40**	**(6,095.80)**
PARKS & RECREATION					
Off Duty Deputy Services	500.00	500.00	0.00	1,500.00	1,000.00
Gate Phone	0.00	2,000.00	2,000.00	2,500.00	2,500.00
TOTAL PARKS & RECREATION	**500.00**	**2,500.00**	**2,000.00**	**4,000.00**	**3,500.00**
TOTAL EXPENDITURES	**$215,224.40**	**$218,001.00**	**$2,776.60**	**$215,224.40**	**$0.00**
EXCESS OF REVENUES OVER (UNDER) EXPENDITURES	**$0.00**	**$0.00**	**$0.00**	**$0.00**	**$0.00**

GENERAL FUND 101

Electric Utility Services

Electric Utility Services - Entry

This item is for electricity services for irrigation well pump, street lights, aesthetic uplighting, sidewalks and other common areas.

Other Physical Environment

Storm Drain Maintenance

This item is for maintaining the storm drain structures that require yearly upkeep and occasional repair.

General Liability Insurance

The District carries $1,000,000 in general liability and also has sovereign immunity.

Landscape Maintenance - Contract

The District contracts with a professional landscape firm to provide service through a public bid process. This fee does not include replacement material or irrigation repairs.

Landscape Maintenance - Other

This item is for any unforeseen circumstances that may effect the appearance of the landscape program.

Plant Replacement Program

This item is for landscape items that may need to be replaced during the year as certain material extends its useful life expectancy.

Irrigation Maintenance

Repairs necessary for everyday operation of the irrigation system to ensure its effectiveness. This item also cover repairs to the Districts wells and electrical components.

Entry & Walls Maintenance

This item is for maintaining the main entry feature and other common area walls.

Road & Street Facilities

Decorative Light Maintenance

This item provides for maintenance and repairs of the street lights and decorative lighting throughout the District.

Sidewalk Maintenance

This item is for maintenance of the District owned sidewalk system.

Pavement and Signage Repairs

This item provides for maintenance and repairs of the signage throughout the District.

Street Sweeping

This item provides for cleaning of the District roadways.

Reserves

Capital Reserves

This item creates a fund for capital improvements relating to the District's parks and recreational areas.

Operational Reserves

This item is intended develop ample reserves at the end of the fiscal year to allow the District to operate until the property taxes come in.

PARK PLACE
COMMUNITY DEVELOPMENT DISTRICT

GENERAL FUND 102
HIGHLAND PARK

	Fiscal Year 2020 Final Operating Budget	Current Period Actuals 10/1/19 - 2/29/20	Projected Revenues & Expenditures 3/1/20 to 9/30/20	Total Actuals and Projections Through 9/30/20	Over/(Under) Budget Through 9/30/20
REVENUES					
SPECIAL ASSESSMENTS					
O&M Assessments-Tax Roll	288,518.75	278,011.36	15,283.90	293,295.26	4,776.51
TOTAL SPECIAL ASSESSMENTS	**288,518.75**	**278,011.36**	**15,283.90**	**293,295.26**	**4,776.51**
OTHER MISCELLANEOUS REVENUES - H/P					
Undesignated Reserves	0.00	0.00	0.00	0.00	0.00
TOTAL OTHER MISCELLANEOUS REVENUES - H/P	**0.00**	**0.00**	**0.00**	**0.00**	**0.00**
TOTAL REVENUES	**$288,518.75**	**$278,011.36**	**$15,283.90**	**$293,295.26**	**$4,776.51**
EXPENDITURES					
ELECTRIC UTILITY SERVICES					
Electric Utility Services	5,000.00	1,680.44	1,819.56	3,500.00	(1,500.00)
TOTAL ELECTRIC UTILITY SERVICES	**5,000.00**	**1,680.44**	**1,819.56**	**3,500.00**	**(1,500.00)**
WATER-SEWER COMBINATION SERVICES					
Water Utility Services	3,500.00	2,759.94	2,640.06	5,400.00	1,900.00
TOTAL WATER-SEWER COMBINATION SERVICES	**3,500.00**	**2,759.94**	**2,640.06**	**5,400.00**	**1,900.00**
OTHER PHYSICAL ENVIRONMENT					
Storm Drain Maintenance	5,000.00	8,482.50	0.00	8,482.50	3,482.50
General Liability Insurance	4,500.00	3,516.00	0.00	3,516.00	(984.00)
Plant Replacement Program	12,000.00	0.00	12,000.00	12,000.00	0.00
Plant Replacement Program - Racetrack Road	8,500.00	0.00	2,500.00	2,500.00	(6,000.00)
Aquatics Maintenance	25,000.00	8,100.00	8,900.00	17,000.00	(8,000.00)
Aquatics Maintenance - Other	0.00	468.75	2,531.25	3,000.00	3,000.00
Landscape Maintenance - Highland Park Contract	110,000.00	26,615.88	83,384.12	110,000.00	0.00
Landscape Maintenance - Racetrack Road Contract	3,500.00	20,789.99	4,210.01	25,000.00	21,500.00
Irrigation Maintenance	15,000.00	11,717.25	3,282.75	15,000.00	0.00
Entry & Walls Maintenance	1,875.00	0.00	1,000.00	1,000.00	(875.00)
Miscellaneous Repairs & Maintenance	5,000.00	71.25	2,428.75	2,500.00	(2,500.00)
Pressure Washing - Common Areas	7,500.00	5,587.50	1,912.50	7,500.00	0.00
TOTAL OTHER PHYSICAL ENVIRONMENT	**197,875.00**	**85,349.12**	**122,149.38**	**207,498.50**	**9,623.50**
ROADWAY, SIGNAGE & STREET LIGHTS					
Pavement & Signage Repairs	2,000.00	1,537.39	462.61	2,000.00	0.00
Sidewalk Maintenance	2,063.00	5,970.00	0.00	5,970.00	3,907.00
Street Light Maintenance	4,500.00	601.88	1,898.12	2,500.00	(2,000.00)
Decorative Light Maintenance	2,000.00	818.06	681.94	1,500.00	(500.00)
Holiday Decor	15,000.00	9,375.00	5,625.00	15,000.00	0.00
TOTAL ROADWAY, SIGNAGE & STREET LIGHTS	**25,563.00**	**18,302.33**	**8,667.67**	**26,970.00**	**1,407.00**
PARKS & RECREATION					
Off Duty Deputy Services	1,000.00	0.00	500.00	500.00	(500.00)
Fountain Maintenance	2,439.00	562.50	1,437.50	2,000.00	(439.00)
Park Facility Janitorial Maintenance Contracted	2,600.00	1,012.50	1,187.50	2,200.00	(400.00)
Park Facility Maintenance and Improvement	1,000.00	0.00	500.00	500.00	(500.00)
TOTAL PARKS & RECREATION	**7,039.00**	**1,575.00**	**3,625.00**	**5,200.00**	**(1,839.00)**
RESERVES					
Transfer to Operating Reserve	29,041.75	0.00	26,219.17	26,219.17	(2,822.58)
Transfer to Capital Reserves	20,500.00	0.00	18,507.59	18,507.59	(1,992.41)
TOTAL RESERVES	**49,541.75**	**0.00**	**44,726.76**	**44,726.76**	**(4,814.99)**
TOTAL EXPENDITURES	**$288,518.75**	**$109,666.83**	**$183,628.43**	**$293,295.26**	**$4,776.51**
EXCESS OF REVENUES OVER (UNDER) EXPENDITURES	**$0.00**	**$168,344.53**	**($168,344.53)**	**$0.00**	**$0.00**

FISCAL YEAR 2020 BUDGET ANALYSIS

PARK PLACE
COMMUNITY DEVELOPMENT DISTRICT

GENERAL FUND 102
HIGHLAND PARK

	Fiscal Year 2020 Final Operating Budget	Total Actuals and Projections Through 9/30/20	Over/(Under) Budget Through 9/30/20	Fiscal Year 2021 Final Operating Budget	Increase / (Decrease) from FY 2020 to FY 2021
REVENUES					
SPECIAL ASSESSMENTS					
O&M Assessments-Tax Roll	288,518.75	293,295.26	4,776.51	288,518.75	0.00
TOTAL SPECIAL ASSESSMENTS	**288,518.75**	**293,295.26**	**4,776.51**	**288,518.75**	**0.00**
OTHER MISCELLANEOUS REVENUES - H/P					
Undesignated Reserves	0.00	0.00	0.00	0.00	0.00
TOTAL OTHER MISCELLANEOUS REVENUES - H/P	**0.00**	**0.00**	**0.00**	**0.00**	**0.00**
TOTAL REVENUES	**$288,518.75**	**$293,295.26**	**$4,776.51**	**$288,518.75**	**$0.00**
EXPENDITURES					
ELECTRIC UTILITY SERVICES					
Electric Utility Services	5,000.00	3,500.00	(1,500.00)	4,000.00	(1,000.00)
TOTAL ELECTRIC UTILITY SERVICES	**5,000.00**	**3,500.00**	**(1,500.00)**	**4,000.00**	**(1,000.00)**
WATER-SEWER COMBINATION SERVICES					
Water Utility Services	3,500.00	5,400.00	1,900.00	5,400.00	1,900.00
TOTAL WATER-SEWER COMBINATION SERVICES	**3,500.00**	**5,400.00**	**1,900.00**	**5,400.00**	**1,900.00**
OTHER PHYSICAL ENVIRONMENT					
Storm Drain Maintenance	5,000.00	8,482.50	3,482.50	5,000.00	0.00
General Liability Insurance	4,500.00	3,516.00	(984.00)	3,516.00	(984.00)
Plant Replacement Program	12,000.00	12,000.00	0.00	12,000.00	0.00
Plant Replacement Program - Racetrack Road	8,500.00	2,500.00	(6,000.00)	8,500.00	0.00
Aquatics Maintenance	25,000.00	17,000.00	(8,000.00)	17,000.00	(8,000.00)
Aquatics Maintenance - Other	0.00	3,000.00	3,000.00	8,000.00	8,000.00
Landscape Maintenance - Highland Park Contract	110,000.00	110,000.00	0.00	110,000.00	0.00
Landscape Maintenance - Racetrack Road Contract	3,500.00	25,000.00	21,500.00	3,500.00	0.00
Irrigation Maintenance	15,000.00	15,000.00	0.00	15,000.00	0.00
Entry & Walls Maintenance	1,875.00	1,000.00	(875.00)	1,500.00	(375.00)
Miscellaneous Repairs & Maintenance	5,000.00	2,500.00	(2,500.00)	3,000.00	(2,000.00)
Pressure Washing - Common Areas	7,500.00	7,500.00	0.00	7,500.00	0.00
TOTAL OTHER PHYSICAL ENVIRONMENT	**197,875.00**	**207,498.50**	**9,623.50**	**194,516.00**	**(3,359.00)**
ROADWAY, SIGNAGE & STREET LIGHTS					
Pavement & Signage Repairs	2,000.00	2,000.00	0.00	2,000.00	0.00
Sidewalk Maintenance	2,063.00	5,970.00	3,907.00	2,500.00	437.00
Street Light Maintenance	4,500.00	2,500.00	(2,000.00)	3,500.00	(1,000.00)
Decorative Light Maintenance	2,000.00	1,500.00	(500.00)	2,000.00	0.00
Holiday Decor	15,000.00	15,000.00	0.00	15,000.00	0.00
TOTAL ROADWAY, SIGNAGE & STREET LIGHTS	**25,563.00**	**26,970.00**	**1,407.00**	**25,000.00**	**(563.00)**
PARKS & RECREATION					
Off Duty Deputy Services	1,000.00	500.00	(500.00)	1,000.00	0.00
Fountain Maintenance	2,439.00	2,000.00	(439.00)	2,000.00	(439.00)
Park Facility Janitorial Maintenance Contracted	2,600.00	2,200.00	(400.00)	2,600.00	0.00
Park Facility Maintenance and Improvement	1,000.00	500.00	(500.00)	1,000.00	0.00
TOTAL PARKS & RECREATION	**7,039.00**	**5,200.00**	**(1,839.00)**	**6,600.00**	**(439.00)**
RESERVES					
Transfer to Operating Reserve	29,041.75	26,219.17	(2,822.58)	31,070.61	2,028.86
Transfer to Capital Reserves	20,500.00	18,507.59	(1,992.41)	21,932.14	1,432.14
TOTAL RESERVES	**49,541.75**	**44,726.76**	**(4,814.99)**	**53,002.75**	**3,461.00**
TOTAL EXPENDITURES	**$288,518.75**	**$293,295.26**	**$4,776.51**	**$288,518.75**	**$0.00**
EXCESS OF REVENUES OVER (UNDER) EXPENDITURES	**$0.00**	**$0.00**	**$0.00**	**$0.00**	**($0.00)**

FISCAL YEAR 2021
FINAL ANNUAL OPERATING BUDGET

GENERAL FUND 102

Electric Utility Services

Electric Utility Services

This item is for street lights, irrigation pumps and other common electricity needs.

Garbage/Solid Waste Control Services

Garbage Collection

This item is for pick up at the recreation facility and parks as needed.

Water-Sewer Combination Services

Water Utility Services

This item is for the potable and non-potable water used for irrigation, recreation facility and the pool.

Water Utility Services - Capital Outlay

Improvements to water services including connections to reclaimed water for irrigation.

Other Physical Environment

Storm Drain Maintenance

This item is for maintaining the storm drain structures that require yearly upkeep and occasional repair.

General Liability Insurance

The District carries $1,000,000 in general liability and also has sovereign immunity.

Landscape Maintenance - Contract

The District contracts with a professional landscape firm to provide service through a public bid process. This fee does not include replacement material or irrigation repairs.

Landscape Maintenance - Other

This item is for additional maintenance costs such as removal of dead vegetation or tree trimming .

Landscape Maintenance - Consulting

This item is for maintaining the supervision and inspections provided by OLM.

Landscape Maintenance - Race Track

This item is for maintaining Race Track Rd. ROW .

Plant Replacement Program

This item is for landscape items that may need to be replaced during the year as certain material extends its useful life expectancy.

Irrigation Maintenance

Repairs necessary for everyday operation of and supply to the irrigation system to ensure its effectiveness. This item also cover repairs to the Districts wells and electrical components.

Entry & Walls Maintenance

This item is for maintaining the main entry feature and other common area walls.

Roadway, Signage & Streetlight

Street Sweeping

This item is for sweeping the streets.

Pavement Repairs

This item is for miscellaneous repairs to the roadways and pavers as needed.

Signage Maintenance

This item is intended for repairing the Districts street signage.

GENERAL FUND 102

Street Light Maintenance

This is for the maintenance of the ornamental street lights.

Decorative Light Maintenance

This item is for the repairs and maintenance to up-lighting enhancements within the development and at entrances.

Parks & Recreation

Fountain Maintenance

This item is for maintaining the decorative fountains.

Park Facility Maintenance

This item is for repairs to the tennis courts, volleyball courts and other park infrastructure.

Reserves

Capital Reserves

This item creates a fund for capital improvements relating to the District's parks and recreational areas.

Operational Reserves

This item is intended develop ample reserves at the end of the fiscal year to allow the District to operate until property taxes come in.

PARK PLACE
COMMUNITY DEVELOPMENT DISTRICT

GENERAL FUND 103
MIXED USE

	Fiscal Year 2020 Final Operating Budget	Current Period Actuals 10/1/19 - 2/29/20	Projected Revenues & Expenditures 3/1/20 to 9/30/20	Total Actuals and Projections Through 9/30/20	Over/(Under) Budget Through 9/30/20
REVENUES					
SPECIAL ASSESSMENTS					
O&M Assessments-Tax Roll	75,457.55	72,153.08	3,966.68	76,119.76	662.21
TOTAL SPECIAL ASSESSMENTS	**75,457.55**	**72,153.08**	**3,966.68**	**76,119.76**	**662.21**
OTHER MISCELLANEOUS REVENUES - MIXED USE					
Undesignated Reserves	0.00	0.00	0.00	0.00	0.00
TOTAL OTHER MISCELLANEOUS REVENUES - MIXED USE	**0.00**	**0.00**	**0.00**	**0.00**	**0.00**
TOTAL REVENUES	**$75,457.55**	**$72,153.08**	**$3,966.68**	**$76,119.76**	**$662.21**
EXPENDITURES					
ELECTRIC UTILITY SERVICES					
Electric Utility Services	1,800.00	562.01	537.99	1,100.00	(700.00)
TOTAL ELECTRIC UTILITY SERVICES	**1,800.00**	**562.01**	**537.99**	**1,100.00**	**(700.00)**
WATER-SEWER COMBINATION SERVICES					
Water Utility Services	1,200.00	919.92	880.08	1,800.00	600.00
TOTAL WATER-SEWER COMBINATION SERVICES	**1,200.00**	**919.92**	**880.08**	**1,800.00**	**600.00**
OTHER PHYSICAL ENVIRONMENT					
Storm Drain Maintenance	1,352.00	2,827.50	0.00	2,827.50	1,475.50
Plant Replacement Program	5,000.00	0.00	5,000.00	5,000.00	0.00
Plant Replacement Program - Racetrack Road	5,000.00	0.00	3,000.00	3,000.00	(2,000.00)
Landscape Maintenance - Other	4,000.00	0.00	2,500.00	2,500.00	(1,500.00)
Landscape Installation/Maintenance - Race Track Rd	3,000.00	0.00	2,000.00	2,000.00	(1,000.00)
Aquatics Maintenance	8,735.00	2,700.00	3,300.00	6,000.00	(2,735.00)
Aquatics Maintenance - Other	0.00	156.25	1,343.75	1,500.00	1,500.00
Landscape Maintenance - Highland Park Contract	20,232.00	8,871.96	9,128.04	18,000.00	(2,232.00)
Landscape Maintenance - Racetrack Road Contract	2,690.00	6,929.98	3,070.02	10,000.00	7,310.00
Irrigation Maintenance	6,125.00	3,905.75	2,594.25	6,500.00	375.00
Entry & Walls Maintenance	1,000.00	0.00	0.00	0.00	(1,000.00)
Miscellaneous Repairs & Maintenance	2,000.00	23.75	976.25	1,000.00	(1,000.00)
Pressure Washing - Common Areas	2,000.00	1,862.50	0.00	1,862.50	(137.50)
TOTAL OTHER PHYSICAL ENVIRONMENT	**61,134.00**	**27,277.69**	**32,912.31**	**60,190.00**	**(944.00)**
ROADWAY, SIGNAGE & STREET LIGHTS					
Pavement & Signage Repairs	1,000.00	512.71	487.29	1,000.00	0.00
Sidewalk Maintenance	1,000.00	1,990.00	0.00	1,990.00	990.00
Street Light Maintenance	1,500.00	200.62	699.38	900.00	(600.00)
Decorative Light Maintenance	656.00	272.69	377.31	650.00	(6.00)
Holiday Decor	1,000.00	3,125.00	0.00	3,125.00	2,125.00
TOTAL ROADWAY, SIGNAGE & STREET LIGHTS	**5,156.00**	**6,101.02**	**1,563.98**	**7,665.00**	**2,509.00**
PARKS & RECREATION					
Fountain Maintenance	250.00	187.50	62.50	250.00	0.00
Park Facility Janitorial Maintenance Contracted	960.00	337.50	412.50	750.00	(210.00)
Park Facility Maintenance and Improvement	650.00	0.00	300.00	300.00	(350.00)
TOTAL PARKS & RECREATION	**1,860.00**	**525.00**	**775.00**	**1,300.00**	**(560.00)**
RESERVES					
Transfer to Capital Reserves	4,307.55	0.00	4,064.76	4,064.76	(242.79)
TOTAL RESERVES	**4,307.55**	**0.00**	**4,064.76**	**4,064.76**	**(242.79)**
TOTAL EXPENDITURES	**$75,457.55**	**$35,385.64**	**$40,734.12**	**$76,119.76**	**$662.21**
EXCESS OF REVENUES OVER (UNDER) EXPENDITURES	**$0.00**	**$36,767.44**	**($36,767.44)**	**$0.00**	**($0.00)**

FISCAL YEAR 2020 BUDGET ANALYSIS

PARK PLACE
COMMUNITY DEVELOPMENT DISTRICT

GENERAL FUND 103
MIXED USE

	Fiscal Year 2020 Final Operating Budget	Total Actuals and Projections Through 9/30/20	Over/(Under) Budget Through 9/30/20	Fiscal Year 2021 Final Operating Budget	Increase / (Decrease) from FY 2020 to FY 2021
REVENUES					
SPECIAL ASSESSMENTS					
O&M Assessments-Tax Roll	75,457.55	76,119.76	662.21	75,457.55	0.00
TOTAL SPECIAL ASSESSMENTS	**75,457.55**	**76,119.76**	**662.21**	**75,457.55**	**0.00**
OTHER MISCELLANEOUS REVENUES - MIXED USE					
Undesignated Reserves	0.00	0.00	0.00	0.00	0.00
TOTAL OTHER MISCELLANEOUS REVENUES - MIXED USE	**0.00**	**0.00**	**0.00**	**0.00**	**0.00**
TOTAL REVENUES	**$75,457.55**	**$76,119.76**	**$662.21**	**$75,457.55**	**$0.00**
EXPENDITURES					
ELECTRIC UTILITY SERVICES					
Electric Utility Services	1,800.00	1,100.00	(700.00)	1,200.00	(600.00)
TOTAL ELECTRIC UTILITY SERVICES	**1,800.00**	**1,100.00**	**(700.00)**	**1,200.00**	**(600.00)**
WATER-SEWER COMBINATION SERVICES					
Water Utility Services	1,200.00	1,800.00	600.00	1,800.00	600.00
TOTAL WATER-SEWER COMBINATION SERVICES	**1,200.00**	**1,800.00**	**600.00**	**1,800.00**	**600.00**
OTHER PHYSICAL ENVIRONMENT					
Storm Drain Maintenance	1,352.00	2,827.50	1,475.50	1,500.00	148.00
Plant Replacement Program	5,000.00	5,000.00	0.00	5,000.00	0.00
Plant Replacement Program - Racetrack Road	5,000.00	3,000.00	(2,000.00)	3,000.00	(2,000.00)
Landscape Maintenance - Other	4,000.00	2,500.00	(1,500.00)	2,500.00	(1,500.00)
Landscape Installation/Maintenance - Race Track Rd	3,000.00	2,000.00	(1,000.00)	2,000.00	(1,000.00)
Aquatics Maintenance	8,735.00	6,000.00	(2,735.00)	6,157.00	(2,578.00)
Aquatics Maintenance - Other	0.00	1,500.00	1,500.00	3,000.00	3,000.00
Landscape Maintenance - Highland Park Contract	20,232.00	18,000.00	(2,232.00)	18,000.00	(2,232.00)
Landscape Maintenance - Racetrack Road Contract	2,690.00	10,000.00	7,310.00	12,000.00	9,310.00
Irrigation Maintenance	6,125.00	6,500.00	375.00	9,000.00	2,875.00
Entry & Walls Maintenance	1,000.00	0.00	(1,000.00)	1,000.00	0.00
Miscellaneous Repairs & Maintenance	2,000.00	1,000.00	(1,000.00)	1,500.00	(500.00)
Pressure Washing - Common Areas	2,000.00	1,862.50	(137.50)	0.00	(2,000.00)
TOTAL OTHER PHYSICAL ENVIRONMENT	**61,134.00**	**60,190.00**	**(944.00)**	**64,657.00**	**3,523.00**
ROADWAY, SIGNAGE & STREET LIGHTS					
Pavement & Signage Repairs	1,000.00	1,000.00	0.00	1,000.55	0.55
Sidewalk Maintenance	1,000.00	1,990.00	990.00	2,000.00	1,000.00
Street Light Maintenance	1,500.00	900.00	(600.00)	1,000.00	(500.00)
Decorative Light Maintenance	656.00	650.00	(6.00)	1,000.00	344.00
Holiday Decor	1,000.00	3,125.00	2,125.00	1,000.00	0.00
TOTAL ROADWAY, SIGNAGE & STREET LIGHTS	**5,156.00**	**7,665.00**	**2,509.00**	**6,000.55**	**844.55**
PARKS & RECREATION					
Fountain Maintenance	250.00	250.00	0.00	300.00	50.00
Park Facility Janitorial Maintenance Contracted	960.00	750.00	(210.00)	1,000.00	40.00
Park Facility Maintenance and Improvement	650.00	300.00	(350.00)	500.00	(150.00)
TOTAL PARKS & RECREATION	**1,860.00**	**1,300.00**	**(560.00)**	**1,800.00**	**(60.00)**
RESERVES					
Transfer to Capital Reserves	4,307.55	4,064.76	(242.79)	0.00	(4,307.55)
TOTAL RESERVES	**4,307.55**	**4,064.76**	**(242.79)**	**0.00**	**(4,307.55)**
TOTAL EXPENDITURES	**$75,457.55**	**$76,119.76**	**$662.21**	**$75,457.55**	**$0.00**
EXCESS OF REVENUES OVER (UNDER) EXPENDITURES	**$0.00**	**$0.00**	**($0.00)**	**$0.00**	**$0.00**

GENERAL FUND 103

Electric Utility Services

Electric Utility Services

This item is for street lights, irrigation pumps and other common electricity needs.

Water-Sewer Combination Services

Water Utility Services

This item is for the potable and non-potable water used for irrigation, recreation facility and the pool.

Other Physical Environment

Storm Drain Maintenance

This item is for maintaining the storm drain structures that require yearly upkeep and occasional repair.

General Liability Insurance

The District carries $1,000,000 in general liability and also has sovereign immunity.

Landscape Maintenance - Contract

The District contracts with a professional landscape firm to provide service through a public bid process. This fee does not include replacement material or irrigation repairs.

Landscape Maintenance - Other

This item is for additional maintenance costs such as removal of dead vegetation or tree trimming .

Landscape Maintenance - Consulting

This item is for maintaining the supervision and inspections provided by OLM.

Landscape Maintenance - Race Track

This item is for maintaining the Race Track Rd. ROW.

Plant Replacement Program

This item is for landscape items that may need to be replaced during the year as certain material extends its useful life expectancy.

Irrigation Maintenance

Repairs necessary for everyday operation of and supply to the irrigation system to ensure its effectiveness. This item also cover repairs to the Districts wells and electrical components.

Entry & Walls Maintenance

This item is for maintaining the main entry feature and other common area walls.

Roadway, Signage & Streetlight

Street Sweeping

This item is for sweeping the streets.

Pavement Repairs

This item is for miscellaneous repairs to the roadways and pavers as needed.

Signage Maintenance

This item is intended for repairing the Districts street signage.

Street Light Maintenance

This is for the maintenance of the ornamental street lights.

GENERAL FUND 103

Decorative Light Maintenance

This item is for the repairs and maintenance to up-lighting enhancements within the development and at

Fountain Maintenance

This item is for maintaining the decorative fountains.

Park Facility Maintenance

This item is for repairs to the tennis courts, volleyball courts and other park infrastructure.

Reserves

Capital Reserves

This item creates a fund for capital improvements relating to the District's parks and recreational areas.

Operational Reserves

This item is intended develop ample reserves at the end of the fiscal year to allow the District to operate until property taxes come in.

DEBT SERVICE FUND
SERIES 2008 - WINDSOR/MANDOLIN

REVENUES		
CDD Debt Service Assessments	$	189,275
TOTAL REVENUES	**$**	**189,275**
EXPENDITURES		
Series 2008 May Bond Principal Payment	$	110,000
Series 2008 May Bond Interest Payment	$	40,955
Series 2008 November Bond Interest Payment	$	38,320
TOTAL EXPENDITURES	**$**	**189,275**
EXCESS OF REVENUES OVER EXPENDITURES	**$**	**-**
ANALYSIS OF BONDS OUTSTANDING		
Bonds Outstanding - Period Ending 11/1/2020	$	1,710,000
Principal Payment Applied Toward Series 2008 Bonds	$	110,000
Bonds Outstanding - Period Ending 11/1/2021	**$**	**1,600,000**

DEBT SERVICE FUND
SERIES 2014 - HIGHLAND PARK

REVENUES		
CDD Debt Service Assessments	$	328,950
TOTAL REVENUES	**$**	**328,950**
EXPENDITURES		
Series 2014 May Bond Principal Payment	$	180,000
Series 2014 May Bond Interest Payment	$	76,500
Series 2014 November Bond Interest Payment	$	72,450
TOTAL EXPENDITURES	**$**	**328,950**
EXCESS OF REVENUES OVER EXPENDITURES	**$**	**-**
ANALYSIS OF BONDS OUTSTANDING		
Bonds Outstanding - Period Ending 11/1/2020	$	3,400,000
Principal Payment Applied Toward Series 2014 Bonds	$	180,000
Bonds Outstanding - Period Ending 11/1/2021	**$**	**3,220,000**

PARK PLACE
COMMUNITY DEVELOPMENT DISTRICT

SCHEDULE OF ANNUAL ASSESSMENTS [1]

Lot Size	ERU Factor	Lot Count	Total ERU's	Debt Service - Series 2008	Debt Service - Series 2014	General Fund 100	General Fund 101	General Fund 102	General Fund 103	Fiscal Year 2021 Total	Fiscal Year 2020 Total	Total Inc/(Dec) in Annual Assmt [2]
Mandolin [1]												
Single Family 50'	1.00	101	176.75	$627.70	$0.00	$220.23	$830.81	$0.00	$0.00	**$1,678.74**	$1,678.74	**$0.00**
Single Family 60'	1.20	108	216	$717.36	$0.00	$220.23	$830.81	$0.00	$0.00	**$1,768.40**	$1,768.40	**$0.00**
Windsor [1]												
Townhome	0.37	182	182	$358.69	$0.00	$73.85	$331.32	$0.00	$0.00	**$763.86**	$763.86	**$0.00**
Highland Park [1]												
Townhome 22'	0.44	40	17.6	$0.00	$725.70	$191.72	$0.00	$901.26	$0.00	**$1,818.68**	$1,818.68	**$0.00**
Townhome 25'/26'	0.52	60	31.2	$0.00	$742.28	$191.72	$0.00	$904.51	$0.00	**$1,838.50**	$1,838.50	**$0.00**
Townhome 28'	0.56	25	14	$0.00	$783.75	$191.72	$0.00	$912.61	$0.00	**$1,888.08**	$1,888.08	**$0.00**
Single Family 40'	0.80	58	46.4	$0.00	$825.22	$191.72	$0.00	$920.71	$0.00	**$1,937.65**	$1,937.65	**$0.00**
Single Family 50'	1.00	44	44	$0.00	$1,030.90	$191.72	$0.00	$960.92	$0.00	**$2,183.54**	$2,183.54	**$0.00**
Single Family 70'	1.40	54	75.6	$0.00	$1,443.93	$191.72	$0.00	$1,041.64	$0.00	**$2,677.29**	$2,677.29	**$0.00**
Single Family 80'	1.60	29	46.4	$0.00	$1,650.44	$191.72	$0.00	$1,082.01	$0.00	**$2,924.16**	$2,924.16	**$0.00**
Single Family 90'	1.80	5	9	$0.00	$1,856.12	$191.72	$0.00	$1,122.21	$0.00	**$3,170.05**	$3,170.05	**$0.00**
Single Family 150'	3.00	9	27	$0.00	$2,681.31	$191.72	$0.00	$1,283.53	$0.00	**$4,156.56**	$4,156.56	**$0.00**
Mixed Use[1]												
Apartments	0.35	239	83.65	$0.00	$0.00	$69.34	$0.00	$0.00	$276.76	**$346.10**	$346.10	**$0.00**
School	1.00	10	10	$0.00	$1,237.42	$72.47	$0.00	$241.85	$353.72	**$1,905.46**	$1,905.46	**$0.00**
Commercial	3.00	5.2	15.6	$0.00	$0.00	$600.42	$0.00	$0.00	$2,372.25	**$2,972.67**	$2,972.67	**$0.00**

Notations:

[1] Annual assessments are adjusted for the County collection costs and Statutory early payment discounts

[2] An increase in assessments creates a positive figure; conversely, a decrease in assessments creates a negative figure

HIGHLAND PARK CONCRETE REPAIR MASTER PLAN
PARK PLACE CDD
JUNE 26. 2020
80 SF CRACKED SIDEWALK &
15LF CRACKED TYPE F CURB
AT / ACROSS FROM ALLEY EXIT
CANOPY DR
125 LF TYPE
D CURB
15 LF TYPE F
CURB (12'+3')
SPLENDID LN
115 LF TYPE
D CURB
CANOPY DR
PERFECT PL
CANOPY DR
115 LF TYPE
D CURB
150 LF TYPE
D CURB
60 SF CRACKED
SIDEWALK AT
ALLEY ENTRANCE
75 SF CRACKED
SIDEWALK AT
ALLEY ENTRANCE
© 2018 Google

Summary of Repairs and Improvements

Repairs:

1. 215 SF concrete sidewalk (budget: $6,450)
2. 505 LF concrete Type D curb (budget: $25,000)
3. 33 LF concrete Type F curb (budget: $1,750)

Total budget: $33,200

Mandolin Estates
Potential Speed Hump and
Speed Limit Sign Locations
Speed hump
location (approx.)
Speed hump
location (approx.)
~270 ft
~395 ft
~350 ft
Renaissance View Ct
Speed hump
location (approx.)
~300 ft
Minaret Dr
Speed hump
location (approx.)
SPEED
LIMIT
15
MPH
NEIGHBORHOOD
~280 ft
Gothic Ln
Cavalier
Concrete & paver
speed hump/table
SPEED
HUMP
Asphalt speed hump
Summary of Traffic Calming Improvements (Mandolin Estates)
1. 4 – speed humps with 8 signs (budget: $20,000 asphalt or $50,000 concrete with pavers)
2. 1 – speed limit sign and "Neighborhood" plaque (budget: $500)
ATTACHMENT A

Mandolin Reserves
Potential Speed Hump and
Speed Limit Sign Locations
Citrus Park Dr
Speed hump
location (approx.)
~395 ft
~290 ft
SPEED
LIMIT
15
MPH
NEIGHBORHOOD
SPEED
HUMP
~350 ft
Speed hump
location (approx.)
~300 ft
Speed hump
location (approx.)
Whiteroot Ct
~240 ft
Speed hump
location (approx.)
Speed hump
location (approx.)
Blacksmith Dr
Greensleeve Ave
~385 ft
Cavalier Pl
~300 ft
~300 ft
Speed hump
location (approx.)
Concrete & paver
speed hump/table
Asphalt speed hump
Summary of Traffic Calming Improvements (Mandolin Reserves)
1. 6 – speed humps with 12 signs (budget: $30,000 asphalt or $75,000 concrete with pavers)
2. 1 – speed limit sign and neighborhood plaque (budget: $500)
ATTACHMENT A

JOHNSON ENGINEERING

TO:	**Brian Howell** **Park Place CDD District Manager**	DATE:	**July 22, 2020**
FROM:	**Phil Chang, P.E.** **Park Place CDD District Engineer**	RE:	**Parking Space Striping** **Highland Park**

As a result of a homeowner inquiry, we undertook a site visit to observe the parking conditions at the single parallel parking space on Fountainhead Drive just east of Canopy Drive at the mailboxes. On the day of our visit, we did observe vehicles parked on an angle in this single parallel parking spot.

We also noted that on Google Earth, although not in every instance, that this has been an ongoing occurrence since at least 2017.

To address this safety issue, we have proposed to add striping to this parking spot to clearly define that this is a single parallel parking space as follows:

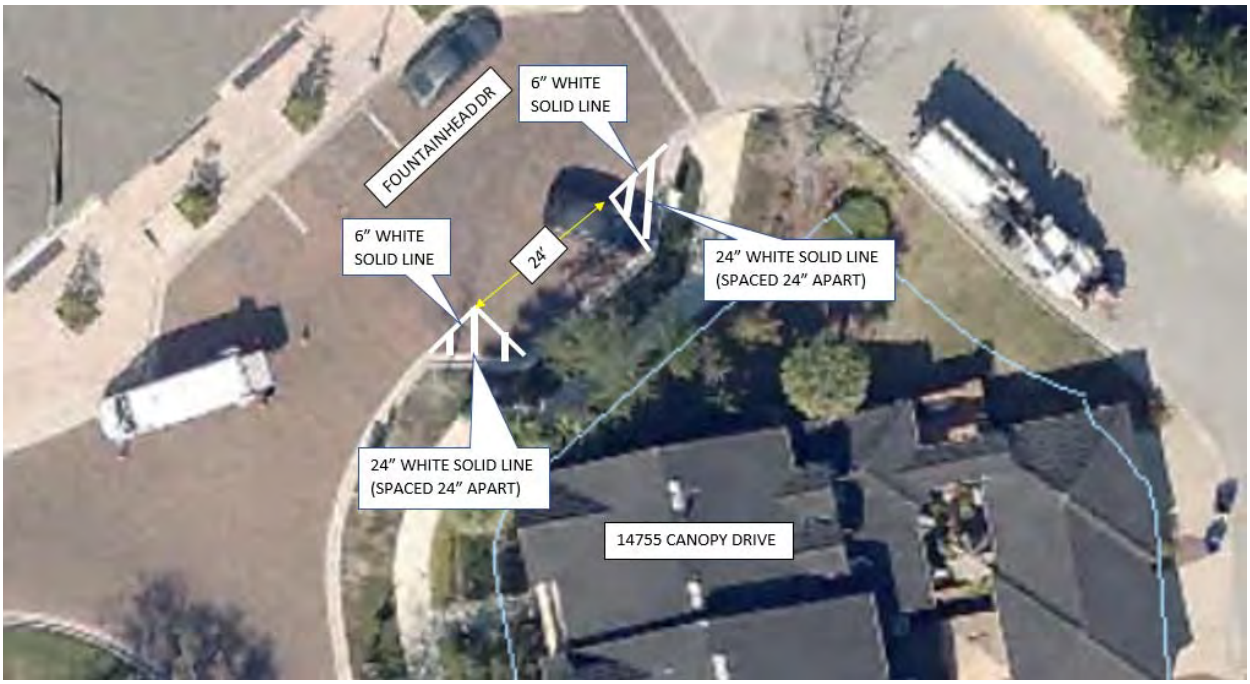

Since we observed thermoplastic striping in use in some locations within Highland Park, we requested quotes from three vendors to install thermoplastic striping and received two responses as follows:

1. Driveway Maintenance, Inc. - $1,429.00
2. Parking Lot Services – $1,765.00

However, thermoplastic can have some issues with adhering properly to the brick pavers. Therefore, we also received quotes for latex traffic paint as follows:

1. Driveway Maintenance, Inc. - $727.00
2. Parking Lot Services – $697.00

Should the Board wish to proceed, we would suggest that the Board proceed with the latex paint since this would be considered a low traffic area and we would suggest that Driveway Maintenance, Inc. be selected to undertake the work based on our past experience with them on other projects.

Date: Monday, April 13, 2020

Proposal # T20-5966

Submitted To:
Phil Chang
Johnson Engineering Inc.
5680 W. Cypress St. Ste. A
Tampa, FL 33607
Contact Information:
Phone: (813) 533-2950
Mobile:
pchang@johnsoneng.com

Site Description: # S127948
Park Place CDD - Highland Park
14755 Canopy Drive
Tampa, Fl 33626

Site Contact:
Site Phone:

Prepared By:
James Surowiecki
Contact Information:
Mobile: 813-541-1014
Office: (305) 836-8678
E-mail: jsurowiecki@driveway.net
Project Manager:
Mobile:
Email:

Qty	Proposed Service(s) & Description(s)	Depth
	Thermoplastic Striping	$1,429.00

1. Clear away loose dirt and debris.
2. Mechanically apply DOT approved thermoplastic road marking material.
3. Crushed glass will be incorporated with the material to provide retro-reflectivity.
4. Additional crushed glass will be mechanically applied to the melted surface of the material. Given the contour and texture of the traffic markings, the appearance of reflectivity will vary.
5. Thermoplastic yellow and white markings will include: two no parking zones consisting of a white 6" border line and 24" cross hatch lines spaced 2' apart.

PAYMENT TERMS 30% Down, Balance Net Upon Completion

Project Total **$1,429.00**

SERVICE TERMS Landscape restoration not included in scope of work unless specifically noted. DMI is not responsible for damage to irrigation systems when not properly marked by client. Customer will be notified when work is to be performed. It is the customer's responsibility to make sure the irrigation systems are shut off as to not cause damage to the work performed. DMI will not be responsible for damage to underground utilities in areas of construction as applicable

This proposal may be withdrawn at our option if not accepted within 30 days of Apr 13, 2020

Certified Pavement Professional James Surowiecki

Accepted Authorized Signature

Print Name

Signature

TERMS, CONDITIONS & GUARANTEE

Driveway Maintenance Inc.. hereafter referred to as "DMI"

Terms: Terms are as stated above. If payment is not made in accordance with the above terms, the customer agrees to pay any collection, legal fees and interest for any unpaid balances. Interest will accrue at a rate of .66% per month from the date of completion. Terms of guarantee are contingent upon receipt of final payment.

PRICE is based on specifications and estimates as shown on the "Proposal & Agreement". Field measurements may be made when the job is completed and any changes of specifications, areas, tonnage, or gallonages will correspondingly change the completed price. One mobilization charge is included in price, unless stated on the "Proposal & Agreement". Additional mobilization charges will be at the rate set forth in agreed upon change order which is made part and parcel of these conditions and "Proposal & Agreement".

UNLESS EXPRESSLY NOTED WITHIN THE AGRREEMEMT, DMI makes no claim to the local, state, or federal compliance of any or all ADA elements present within the property boundary.

ADDITIONAL CHARGES may become necessary if extra materials or extra labor would become necessary to perform or complete this job, if subgrade is not up to acceptable specifications or if extra services and/or materials are requested in writing by the owner or general contractor of their respective authorized supervisory employees. "DMI" shall not be held liable for damage to surrounding areas of driveway or parking lot due to poor subgrade, moisture, or other unforeseen circumstance. Additional charges would be in accordance with the agreed upon change order which is made part and parcel of these conditions and "Proposal & Agreement". "DMI" reserves the right to refuse additional equipment time, extra materials or extra labor if it would interfere with advanced scheduling with other customers with whom previous commitments had already been extended.

Conditions: The above prices, specifications and conditions are satisfactory and are hereby accepted. You are contracted to do the work as specified and the stated payment terms are acceptable. All material is guaranteed to be as specified. All work is to be completed in a workmanlike manner in accordance to standard construction practices. Any deviation from this proposal or extra work will be executed only upon owner or owners agent orders and may become an extra charge over and above this agreement. All agreements are contingent upon delays beyond our control. Property owner to carry fire, tornado and any other necessary insurance. We do not guarantee against pavement cracking from weather cycles and water ponding or retention due to pre-existing grade conditions. We cannot guarantee drainage or against water ponding on new asphalt without adequate slope. In flat areas water will not drain unless there is more than 1-1/2" of fall per 10 feet. "DMI" shall not be liable for damage to adjoining concrete flat work by asphalt installation equipment during standard construction procedures. Proposal excludes the following unless otherwise stated in the proposal: Permits, Excavation, Staking, Material Testing, Sod Restoration & Landscaping, Manhole/Catch Basin/Gate Valve Adjustments or Repairs, Vegetation Removal, SAC/WAC Charges, Dewatering. You authorize DMI to perform a credit investigation and /or obtain credit reports from credit reporting agencies.

Notice Of Lien: Any person or company supplying labor or materials for this improvement to your property may file a lien against your property if that person or company is not paid for the contributions.

Customer Initial _____Date _____

Date: Wednesday, July 22, 2020

Project # T20-8086

Submitted To:
Phil Chang
Johnson Engineering Inc.
5680 W. Cypress St. Ste. A
Tampa, FL 33607
Contact Information:
Phone: (813) 533-2950
Mobile:
pchang@johnsoneng.com

Site Description: # S127948
Park Place CDD - Highland Park
14755 Canopy Drive
Tampa, Fl 33626

Site Contact:
Site Phone:

Prepared By:
James Surowiecki
Contact Information:
Mobile: 813-541-1014
Office: (305) 836-8678
E-mail: jsurowiecki@driveway.net
Project Manager:
Mobile:
Email:

Qty	Proposed Service(s) & Description(s)	Depth
	Parking Lot Striping - Layout	$727.00

1. Clear away loose dirt and debris
2. Layout and paint new pavement markings per existing using DOT approved latex traffic paints to include: white 6" border line and 24" cross hatch lines spaced 2' apart. Crushed glass will be added to paint.

PAYMENT TERMS 0 Down Down, Balance Net Upon Completion

Project Total **$727.00**

SERVICE TERMS Landscape restoration not included in scope of work unless specifically noted. DMI is not responsible for damage to irrigation systems when not properly marked by client. Customer will be notified when work is to be performed. It is the customer's responsibility to make sure the irrigation systems are shut off as to not cause damage to the work performed. DMI will not be responsible for damage to underground utilities in areas of construction as applicable

This proposal may be withdrawn at our option if not accepted within 30 days of Jul 22, 2020

Certified Pavement Professional James Surowiecki

Accepted Authorized Signature

Print Name

Signature

TERMS, CONDITIONS & GUARANTEE

Driveway Maintenance Inc.. hereafter referred to as "DMI"

Terms: Terms are as stated above. If payment is not made in accordance with the above terms, the customer agrees to pay any collection, legal fees and interest for any unpaid balances. Interest will accrue at a rate of .66% per month from the date of completion. Terms of guarantee are contingent upon receipt of final payment.

PRICE is based on specifications and estimates as shown on the "Proposal & Agreement". Field measurements may be made when the job is completed and any changes of specifications, areas, tonnage, or gallonages will correspondingly change the completed price. One mobilization charge is included in price, unless stated on the "Proposal & Agreement". Additional mobilization charges will be at the rate set forth in agreed upon change order which is made part and parcel of these conditions and "Proposal & Agreement".

UNLESS EXPRESSLY NOTED WITHIN THE AGRREEMEMT, DMI makes no claim to the local, state, or federal compliance of any or all ADA elements present within the property boundary.

ADDITIONAL CHARGES may become necessary if extra materials or extra labor would become necessary to perform or complete this job, if subgrade is not up to acceptable specifications or if extra services and/or materials are requested in writing by the owner or general contractor of their respective authorized supervisory employees. "DMI" shall not be held liable for damage to surrounding areas of driveway or parking lot due to poor subgrade, moisture, or other unforeseen circumstance. Additional charges would be in accordance with the agreed upon change order which is made part and parcel of these conditions and "Proposal & Agreement". "DMI" reserves the right to refuse additional equipment time, extra materials or extra labor if it would interfere with advanced scheduling with other customers with whom previous commitments had already been extended.

Conditions: The above prices, specifications and conditions are satisfactory and are hereby accepted. You are contracted to do the work as specified and the stated payment terms are acceptable. All material is guaranteed to be as specified. All work is to be completed in a workmanlike manner in accordance to standard construction practices. Any deviation from this proposal or extra work will be executed only upon owner or owners agent orders and may become an extra charge over and above this agreement. All agreements are contingent upon delays beyond our control. Property owner to carry fire, tornado and any other necessary insurance. We do not guarantee against pavement cracking from weather cycles and water ponding or retention due to pre-existing grade conditions. We cannot guarantee drainage or against water ponding on new asphalt without adequate slope. In flat areas water will not drain unless there is more than 1-1/2" of fall per 10 feet. "DMI" shall not be liable for damage to adjoining concrete flat work by asphalt installation equipment during standard construction procedures. Proposal excludes the following unless otherwise stated in the proposal: Permits, Excavation, Staking, Material Testing, Sod Restoration & Landscaping, Manhole/Catch Basin/Gate Valve Adjustments or Repairs, Vegetation Removal, SAC/WAC Charges, Dewatering. You authorize DMI to perform a credit investigation and /or obtain credit reports from credit reporting agencies.

Notice Of Lien: Any person or company supplying labor or materials for this improvement to your property may file a lien against your property if that person or company is not paid for the contributions.

Customer Initial _____Date _____

Proposal

PARKING LOT SERVICES

GO GREEN WITH PLS!

P.O. Box 23125
Tampa, Florida 33623
Phone: 813.964.6800
Fax: 813.888.8868
www.plsofflorida.com

Proposal Submitted To

Mr. Phil Change
Johnson Engineering Inc.
17900 Hunting Bow Circle, Suite 101
Lutz, FL 33558

April 13, 2020
(813) 751-2656
Park Place CDD
14755 Canopy Drive
Tampa, FL 33626

NO WARRANTIES ARE HONORED UNLESS PAYMENT IS MADE IN FULL

We are pleased to submit this proposal for the following work at the above location.

LAYOUT & LINE STRIPE – THERMOPLASTIC

We will layout and line stripe the parking area using our power equipment and the best Federal Specification paint available. The price includes:

IN WHITE

- 80 linear feet 6" and 24" Zones

*** Parking Lot Services is not responsible for chipping, cracking, or peeling of new paint from previously painted wheel stops, curbing or other surfaces.**

LAYOUT & LINE STRIPE……$1,765.00 ( )

ALTERNATE BID

LAYOUT & LINE STRIPE – FDOT PAINT

We will layout and line stripe the parking area using our power equipment and the best Federal Specification paint available. The price includes:

IN WHITE

- 80 linear feet 6" and 24" Zones

*** Parking Lot Services is not responsible for chipping, cracking, or peeling of new paint from previously painted wheel stops, curbing or other surfaces.**

LAYOUT & LINE STRIPE……$697.00 ( )

CONTRACT INVALID UNLESS EVERY PAGE IS SIGNED AND RETURNED

All material is guaranteed to be as described above. All work to be completed in a workmanlike manner according to standard practices. Any alteration or deviation from above specifications involving extra costs will be executed only upon written orders, and will become an extra charge over and above the estimate. All agreements contingent upon strikes, accidents or delays beyond our control. Owner to carry fire, tornado and other necessary insurance. Our workers are fully covered by Workmen's Compensation Insurance.

Authorized Signature *Jason Lambert* / cell (813) 344-6431

Note: This proposal may be withdrawn by us if not accepted within _____ days.

Acceptance of Proposal – The above prices, specifications and conditions are satisfactory and are hereby accepted. You are authorized to do the work as specified. **Payment will be made as outlined above. All payments later than 10 days after the due date shall bear interest at 18% per annum.**

Date of Acceptance: _____

Signature: _____

Signature: _____

Proposal

PARKING LOT SERVICES

GO GREEN WITH PLS!

P.O. Box 23125
Tampa, Florida 33623
Phone: 813.964.6800
Fax: 813.888.8868
www.plsofflorida.com

Proposal Submitted To

Mr. Phil Change
Johnson Engineering Inc.
17900 Hunting Bow Circle, Suite 101
Lutz, FL 33558

April 13, 2020
(813) 751-2656
Park Place CDD
14755 Canopy Drive
Tampa, FL 33626

PARKING LOT SERVICES GENERAL TERMS & CONDITIONS

- Total investment is based on 1 mobilization. Each additional mobilization will be charged $575.00 for Striping, $1,500.00 for Asphalt or Concrete Repair, $1,500.00 for Sealcoat and $2,500.00 for Asphalt Overlays per additional mobilization.
- Price does not include PERMIT fees, unless explicitly stated. If permit is required, a change order consisting of permits fees, a $250.00 procurement fee and **any** additional work required by the City, will be billed as separate line item. If as-built drawings are required to attain permit and cannot be provided by owner, there will be additional charge to provide as-built drawings.
- Price does not include testing, traffic control, lab fees, de-watering, tree removal or trimming, fence removal, relocation of utility or light poles, new landscaping, or sod, unless explicitly stated.
- All warranties are 12 Months unless explicitly stated otherwise. All warranties are for material, workmanship, excessive wear, blistering, and peeling. Warranty does not include base failure, tire tears, excessive grease, oil spots, or reflective cracking.
- New or sealed pavement is susceptible to scuffing, tire tears and indentations. PLS will not be responsible for warranting these items.
- Parking Lot Services cannot guarantee 100% drainage due to existing elevations and or conditions. Every effort will be made to attain proper drainage.
- If during an on-site evaluation your parking lot is found to have polished aggregate, PLS cannot warranty sealer in those areas. This is due to adhesion problems this situation causes.
- Parking Lot Services is not responsible for any liability arising from installation of speed bumps or wheel stops.
- Parking Lot Services will provide traffic cones and caution tape as needed and will quarantine off areas of work to assure the safety of all.
- Parking Lot Services is not responsible for any damage or replacement of underground pipe, above or underground utilities, irrigation, landscaping, sod, trees due to saw cutting and excavating of tree roots, or any other unforeseen items underground.
- Sealer will not hide cracks.
- Parking Lot Services is not responsible for overspray of sealing or tack coat products on concrete or decorative driveways with pavers. Please cover them before work begins if there are concerns.
- Parking Lot Services strongly recommends the replacement of all deteriorated wheel stops at its job sites. However, if the property owner or manager chooses not to replace existing wheel stops, PLS shall not be held responsible for any potential liability claims arising from accident or injury caused by, or in association with, these fixtures. PLS is not responsible for damage incurred in the removal and resetting of wheel stops.
- Customer is responsible for any towing charges incurred if vehicles need to be towed so that we can complete our work.
- Any asphalt or concrete mix required on Saturday or Sunday may require a minimum $TBD plant opening fee per day.
- PLS is not responsible for vandalism of new work. Customer will be responsible for any costs incurred in fixing said work.

CONTRACT INVALID UNLESS EVERY PAGE IS SIGNED AND RETURNED

All material is guaranteed to be as described above. All work to be completed in a workmanlike manner according to standard practices. Any alteration or deviation from above specifications involving extra costs will be executed only upon written orders, and will become an extra charge over and above the estimate. All agreements contingent upon strikes, accidents or delays beyond our control. Owner to carry fire, tornado and other necessary insurance. Our workers are fully covered by Workmen's Compensation Insurance.

Authorized Signature *Jason Lambert* / cell (813) 344-6431

Note: This proposal may be withdrawn by us if not accepted within _____ days.

Acceptance of Proposal – The above prices, specifications and conditions are satisfactory and are hereby accepted. You are authorized to do the work as specified. **Payment will be made as outlined above. All payments later than 10 days after the due date shall bear interest at 18% per annum.**

Date of Acceptance: _____

Signature: _____

Signature: _____

Proposal

PARKING LOT SERVICES

GO GREEN WITH PLS!

P.O. Box 23125
Tampa, Florida 33623
Phone: 813.964.6800
Fax: 813.888.8868
www.plsofflorida.com

Proposal Submitted To

Mr. Phil Change
Johnson Engineering Inc.
17900 Hunting Bow Circle, Suite 101
Lutz, FL 33558

April 13, 2020
(813) 751-2656
Park Place CDD
14755 Canopy Drive
Tampa, FL 33626

After acceptance by all parties (by signature), this document shall be considered a binding contract. In the event that it shall become necessary to employ an attorney to collect any amount due under this contract, the customer will be liable for attorney's fees and costs incurred in said collection.

Owner shall pay all reasonable attorneys' fees and cost incurred by Parking Lot Services in collecting sums due under this contract, in enforcing any of the terms of this contract, or in being made a party to any litigation arising out of this Contract or the work performed or to be performed under this Contract.

NO WARRANTIES ARE HONORED UNLESS PAYMENT IS MADE IN FULL

All prices quoted herein shall remain in effect for 10 days unless an unforeseen and unprecedented situation should arise by notification of our product vendors. Should such action occur, however unexpected, we would endeavor to alert you of any increase with as much advance notice as possible.

SCHEDULING CAN BE ACTIVATED UPON RECEIPT OF A SIGNED COPY OF THIS PROPOSAL

SUBSTANTIAL COMPLETION
Project is largely complete based upon above specified work, excluding warranty or punch out list.

CONTRACT INVALID UNLESS EVERY PAGE IS SIGNED AND RETURNED

All material is guaranteed to be as described above. All work to be completed in a workmanlike manner according to standard practices. Any alteration or deviation from above specifications involving extra costs will be executed only upon written orders, and will become an extra charge over and above the estimate. All agreements contingent upon strikes, accidents or delays beyond our control. Owner to carry fire, tornado and other necessary insurance. Our workers are fully covered by Workmen's Compensation Insurance.

Authorized Signature *Jason Lambert* / cell (813) 344-6431

Note: This proposal may be withdrawn by us if not accepted within _____ days.

Acceptance of Proposal – The above prices, specifications and conditions are satisfactory and are hereby accepted. You are authorized to do the work as specified. **Payment will be made as outlined above. All payments later than 10 days after the due date shall bear interest at 18% per annum.**

Date of Acceptance: _____

Signature: _____

Signature: _____

Proposal

PARKING LOT SERVICES

GO GREEN WITH PLS!

P.O. Box 23125
Tampa, Florida 33623
Phone: 813.964.6800
Fax: 813.888.8868
www.plsofflorida.com

Proposal Submitted To

Mr. Phil Change
Johnson Engineering Inc.
17900 Hunting Bow Circle, Suite 101
Lutz, FL 33558

April 13, 2020
(813) 751-2656
Park Place CDD
14755 Canopy Drive
Tampa, FL 33626

We look forward to performing your parking lot improvements. During the planning phase of most projects certain items are often overlooked. If these tasks can be addressed beforehand, the execution phase should occur without incidents. Below are specific items you may need to address prior to beginning your project.

Item I:

Give adequate notification to residents, employees, or customers of the impending work and its scope. If you would like format ideas for notification letters, please contact us. Post notices in common areas to further reinforce the scheduled work date(s). Please be advised that due to the nature of this work, scheduling is contingent upon weather conditions. It would be recommended that you communicate this clearly in your letter of notification.

Item II:

If applicable, have a towing service scheduled in advance to remove cars on the days that the work is to be performed.

Item III:

If applicable, contact your trash removal service to relocate dumpsters off the pavement surface and/or reschedule pickup days.

Item IV:

Contact your grounds maintenance service and request that they do not cut the grass on the days that work is being performed. Also, do not water surrounding areas prior to or during the execution of this project.

Item V:

Notify and make arrangements for all scheduled deliveries and transportation for special needs individuals.

I have fully read the above items and will execute any items that pertain to my project accordingly.

CONTRACT INVALID UNLESS EVERY PAGE IS SIGNED AND RETURNED

All material is guaranteed to be as described above. All work to be completed in a workmanlike manner according to standard practices. Any alteration or deviation from above specifications involving extra costs will be executed only upon written orders, and will become an extra charge over and above the estimate. All agreements contingent upon strikes, accidents or delays beyond our control. Owner to carry fire, tornado and other necessary insurance. Our workers are fully covered by Workmen's Compensation Insurance.

Authorized Signature *Jason Lambert* / cell (813) 344-6431

Note: This proposal may be withdrawn by us if not accepted within _____ days.

Acceptance of Proposal – The above prices, specifications and conditions are satisfactory and are hereby accepted. You are authorized to do the work as specified. **Payment will be made as outlined above. All payments later than 10 days after the due date shall bear interest at 18% per annum.**

Date of Acceptance: _____

Signature: _____

Signature: _____

Proposal

PARKING LOT SERVICES

GO GREEN WITH PLS!

P.O. Box 23125
Tampa, Florida 33623
Phone: 813.964.6800
Fax: 813.888.8868
www.plsofflorida.com

Proposal Submitted To

Mr. Phil Change
Johnson Engineering Inc.
17900 Hunting Bow Circle, Suite 101
Lutz, FL 33558

April 13, 2020
(813) 751-2656
Park Place CDD
14755 Canopy Drive
Tampa, FL 33626

PAYMENT TERMS

PROJECTS OVER $2,500.00 REQUIRE 50% OF TOTAL CONTRACT AMOUNT DUE PRIOR TO COMMENCEMENT OF PROJECT

FINAL PAYMENT DUE UPON SUBSTANTIAL COMPLETION –
UNLESS OTHER ARRANGEMENTS ARE MADE WITH YOUR PROJECT MANAGER AND AGREED UPON IN WRITING

_____ _____

NAME DATE

☐ Request a Certificate of Insurance
(If special verbiage required please provide a sample COI)

☐ Request pictures for invoicing, if needed

☐ Please provide AP Contact name, phone number, and email:

_____

** Scheduling can be activated upon receipt of a signed copy of the proposal.*

We Accept

AMERICAN EXPRESS MasterCard VISA DISCOVER

CONTRACT INVALID UNLESS EVERY PAGE IS SIGNED AND RETURNED

All material is guaranteed to be as described above. All work to be completed in a workmanlike manner according to standard practices. Any alteration or deviation from above specifications involving extra costs will be executed only upon written orders, and will become an extra charge over and above the estimate. All agreements contingent upon strikes, accidents or delays beyond our control. Owner to carry fire, tornado and other necessary insurance. Our workers are fully covered by Workmen's Compensation Insurance.

Authorized Signature *Jason Lambert* / cell (813) 344-6431

Note: This proposal may be withdrawn by us if not accepted within _____ days.

Acceptance of Proposal – The above prices, specifications and conditions are satisfactory and are hereby accepted. You are authorized to do the work as specified. **Payment will be made as outlined above. All payments later than 10 days after the due date shall bear interest at 18% per annum.**

Date of Acceptance: _____

Signature: _____

Signature: _____

FOUR ROTATION RECOMMENDATIONS

Spring (from March 1st- June 1st planting date)
Alyssum: White, Purple, Pink, Mix
Angelonia: purple, white, raspberry, mix
Begonia: red, white, pink, mix
Caladiums (May 1st is first availability): red, white, pink
Celosia: Red, Yellow, Orange, pink, mix
Dusty Miller: silver
Marigolds: yellow, orange, red, bi-colors and mix
New Guinea Impatiens
Pentas (April 1st is first availability): Red, Pink, Rose, Lipstick, White, Violet, Lavender, and Mix
Salvia: Victoria Blue; Vista Red, purple, lavender, burgundy, white, salmon, mix
Torenia: Blue, purple, white, rose, mix
Zinnia: orange, yellow, Fire, Cherry, pink, mix

Summer (from June 1st- September 1st planting date):
Angelonia: purple, white, raspberry, mix
Caladiums: red, white, pink
Coleus (May 1st is first availability): Oxblood, Yellow, Othello, Rustic Orange, Gold Edge, Painted lady, Gold Lace, Watermelon
Melampodium: yellow
Pentas: Red, Pink, Rose, Lipstick, White, Violet, Lavender, Mix
Vinca: White, Lavender, burgundy, pink, hot pink, purple, mix
Zinnia: orange, yellow, Fire, Cherry, pink, mix

Fall (from September 1st to November 1st planting date):
Alyssum (not ready until mid-October): White, Purple, Pink, Mix
Angelonia (only available through Oct 1st): purple, white, raspberry, mix
Begonia: red, white, pink, mix
Celosia: Red, Yellow, Orange, pink, mix
Geraniums (Available on Oct 1st): Red, Pink, White, Salmon
Marigolds: yellow, orange, red, bi-colors and mix
New Guinea Impatiens
Pentas (Only available through Oct 1st): Red, Pink, Rose, Lipstick, White, Violet, Lavender, Mix
Salvia: Victoria Blue; Vista Red, purple, lavender, burgundy, white, salmon, mix
Zinnia (Only available through Oct 1st): orange, yellow, Fire, Cherry, pink, mix

Winter (from November 1st-March 1st planting date):
Alyssum: White
Dianthus: Amazon Purple, Rose and Neon Duo; Telstar Crimson, White, Purple, Pink, Carmine Rose, Mix
Dusty Miller: silver
Pansies: White, Yellow, Blue, Purple, Orange, Rose, Red, Mix
Petunias: Red, White, Rose, Pink, Purple, Salmon, Mix
Phlox: Crimson, Blue, White, Rose, Salmon, Pink, Mix
Snapdragons: Yellow, Pink, Red, Purple, White, Mix
Violas: White, Yellow, Blue, Purple, Orange, Rose, Red, Mix

Park Place

Tampa, FL

Irrigation Map

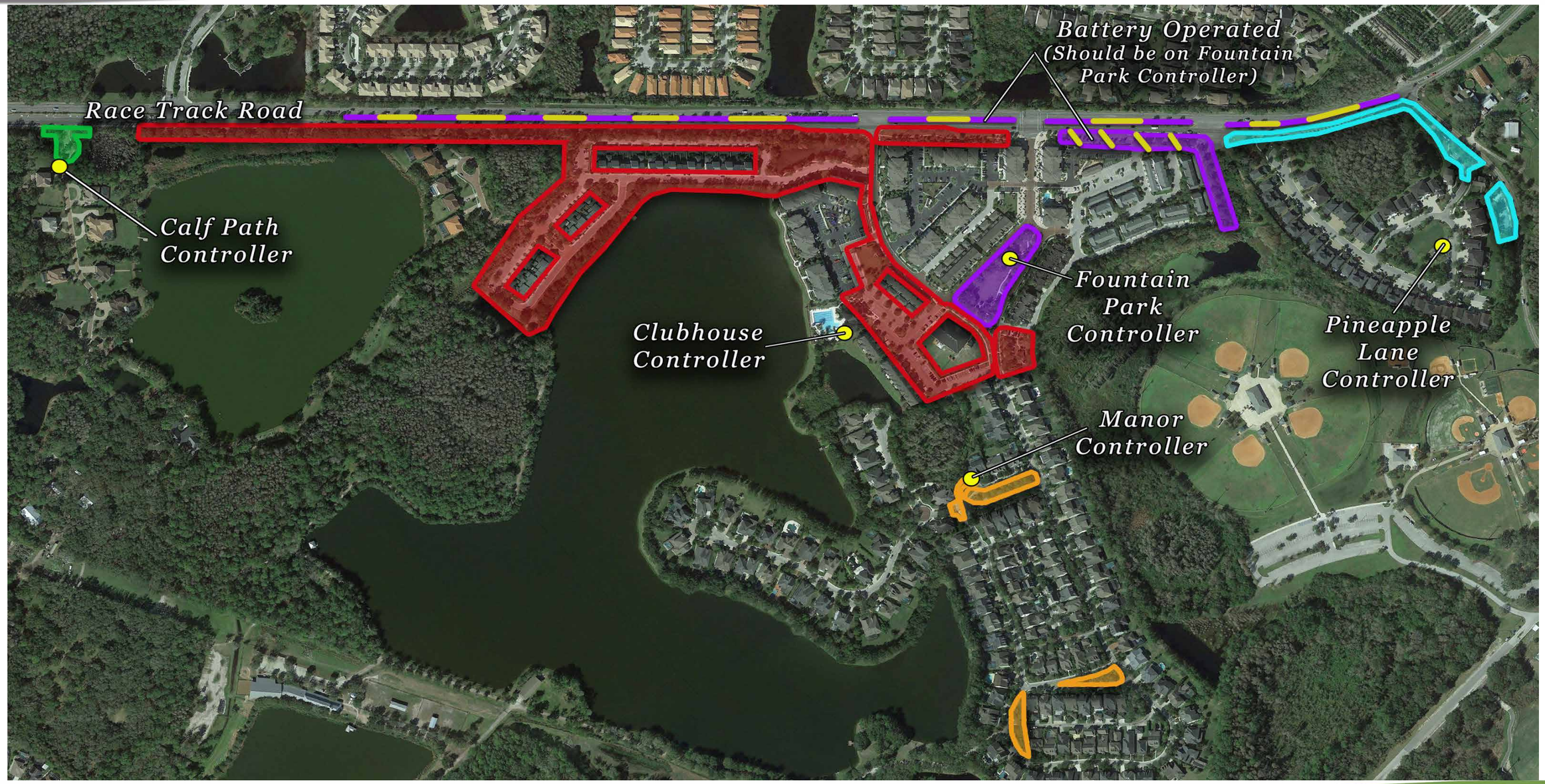

YELLOWSTONE LANDSCAPE

Park Place

Tampa, FL

Calf Path Controller

1. Spray Zone - Entrance and Exit Road side
2. Spray Zone - Entrance side/Island/Against wall/Inside lift station
3. Spray Zone – Exit side Wall
4. Not Ours
5. Not Ours
6. Rotor Zone - Inside Gate – Exit Side

The Manor Controller

1. Bubblers Main Island
2. Spray Zone – Front Gate Islands
3. Rotor Zone – Main Island
4. Rotor Zone – Entry Side/Front Gate
5. Spray Zone – Entry Side/Front Gate
6. Spray Zone – Exit Side Front Gate
7. Inside Gate/ Not Ours
8. Inside Gate/ Not Ours
9. Inside Gate/ Not Ours
10. Inside Gate/ Not Ours
11. Inside Gate/ Not Ours
12. Inside Gate/ Not Ours
13. Not Ours Turned Off
14. Not Ours Turned Off
15. Inside Gate/ Not Ours
16. Did Not Activate
17. Annuals at Big Horse Monument
18. Inside Gate not Ours

YELLOWSTONE LANDSCAPE

Park Place

Tampa, FL

Clubhouse Controller

1. Spray Zone – End Caps/ Front of Clubhouse
2. Spray Zone – Clubhuse – Not Ours
3. Spray Zone – Clubhouse Parking Lot
4. Deactivated – Not Ours
5. Spray Zone – Clubhouse Left side turf – Not Ours
6. Spray Zone – Clubhouse Left Mulch Bed – Not Ours
7. Spray Zone – Clubhouse/Lake– Not Ours
8. Spray Zone – Clubhouse/Lake– Not Ours
9. Did Not Operate– Not Ours
10. Did Not Operate– Not Ours
11. Spray Zone – Playground Park
12. Spray Zone – Playground/Park
13. Did Not Operate– Not Ours
14. Spray Zone – Playground Park
15. Spray Zone – School Main Road
16. Spray Zone – End Caps/Front of School
17. Spray Zone – Casa Lago/ Eclesia Dr. Park
18. Did Not Operate– Not Ours
19. Spray Zone – Casa Lago/ Eclesia Dr. Park
20. Spray Zone – Eclesia Dr. Sidewalk
21. Did Not Operate– Not Ours
22. Did Not Operate– Not Ours
23. Rotor Backside of Small Pond – Not Ours
24. Spray Zone – Back of Pond/Racetrack Rd.
25. Rotor Zone Front of Pond
26. Spray Zone – Small Pond/ Along Wall
27. Did Not Operate – Bad Decoder
28. Spray Zone – Along Wall/Parking Lot
29. Did Not Operate
30. Rotor Zone – Lake Dagny Estates Entrance
31. Did Not Operate
32. Spray Zone - Lake Dagny Estates Parking Island
33. Did Not Operate
34. Rotor Zone Lake Dagby Entrance
35. Did Not Operate
36. Rotor Zone – Lake Shore
37. Spray Zone – Lake Dog Park
38. Spray Zone – Lake Dog Park
39. Did Not Operate
40. Rotor Zone - Lake Shore
41. Did Not Operate
42. Did Not Operate
43. Spray Zone – RaceTrack Entrance side
44. Spray Zone – RaceTrack Entrance side
45. Did Not Operate
46. Did Not Operate - Disconnected
47. Did Not Operate - Disconnected
48. Did Not Operate
49. Spray Zone – Racetrack/ Entrance Side
50. Spray Zone – Racetrack/ Entrance Side
51. Rotor Zone - Racetrack/ Entrance Side
52. Did Not Operate Disconnected
53. Spray and Rotor Zone – RaceTrack Entrance side

YELLOWSTONE LANDSCAPE

Fountain Park Controller

1. Rotor Zone – By Timer
2. Rotor Zone – By Timer and Fountain
3. Spray Zone – Timer/Fountain
4. Spray Zone – Timer
5. Spray Zone – Timer/ Road
6. Spray Zone – Main Island/ By School
7. Spray Zone – Main Island/ By School
8. Spray Zone – Fountainhead Dr. Intersection
9. Spray Zone – Fountainhead Dr. Intersection
10. Spray Zone Fountainhead/Back Fenceline
11. Spray Zone – Fountainhead Dr. Back Roadway (Corner)
12. Spray Zone – Fountainhead Dr. Back Roadway
13. Spray/Bubbler - Zone Fountainhead Dr. & Racetrack
14. Spray Zone - Fountainhead Dr. & Racetrack/Roadway
15. Spray Zone - Fountainhead Dr. & Racetrack/Roadway
16. Spray Zone - Fountainhead Dr. & Racetrack/Sidewalk
17. Spray Zone - Behind wall on Fountainhead
18. Spray Zone – Closest To Mobley Rd.
19. Spray Zone – Median Island Next to 18
20. Spray Zone – Median Island
21. Spray Zone – Median Island at Fountainhead Light
22. Did Not Operate
23. Spray Zone – Annuals at Light – Fountainhead
24. Spray Zone – Annuals At Ecclesia Dr and in Island
25. Spray Zone – Median Island from Fountainhead to Ecclasia
26. Nothing/Not Ours
27. Nothing/Not Ours
28. Nothing/Not Ours
29. SprayZone - Median Island closest to Ecclasia
30. Spay Zone – Median Island Going towards Guardrail
31. Spray Zone – Median Island Left Side
32. Nothing/Not Ours
33. Nothing/Not Ours
34. Spray Zone Median Island Right Side
35. Spray Zone – From Sidewalk to Road
36. Spray Zone – From Road to Sidewalk
37. Spare
38. Spare
39. Spare
40. Spare

Pineapple Lane Controller

1. Not Ours
2. Not Ours
3. Not Ours
4. Spray Zone – Front Gate / Exit Side
5. Spray Zone – Dentist Office
6. Spray Zone – Dentist Office/ Mobley
7. Spray Zone – Dentist Office/ Mobley
8. Spray Zone – Dentist Parking Lot
9. Spray Zone – Mobley Roadside
10. Not Ours
11. Spray Zone – Dentist Office Wall
12. Not Ours
13. Spray Zone – Front Entrance
14. Spray Zone – Front Entrance/Inside Sidewalk
15. Spray Zone – Front Entrance/Roadway
16. Spray Zone – Front Entrance/ Planter
17. Rotor Zone – Front Gate Entry Side
18. Rotor and Spray Zone – Front Gate/ Entrance side
19. Not Ours
20. Not Ours
21. Not Ours
22. Not Ours
23. Not Ours
24. Not Ours
25. Not Ours
26. Not Ours
27. Not Ours
28. Not Ours
29. Not Ours
30. Not Ours
31. Not Ours
32. Not Ours
33. Not Ours
34. Not Ours
35. Not Ours
36. Not Ours
37. Not Ours - DNA
38. Not Ours
39. Not Ours
40. Spray Zone – Racetrack/ Wall beds
41. Spray Zone – Racetrack/ Along Wall
42. Spray Zone – Racetrack Roadway
43. Not Ours
44. Not Ours
45. Not Ours
46. Not Ours

Park Place

Tampa, FL

Irrigation Map

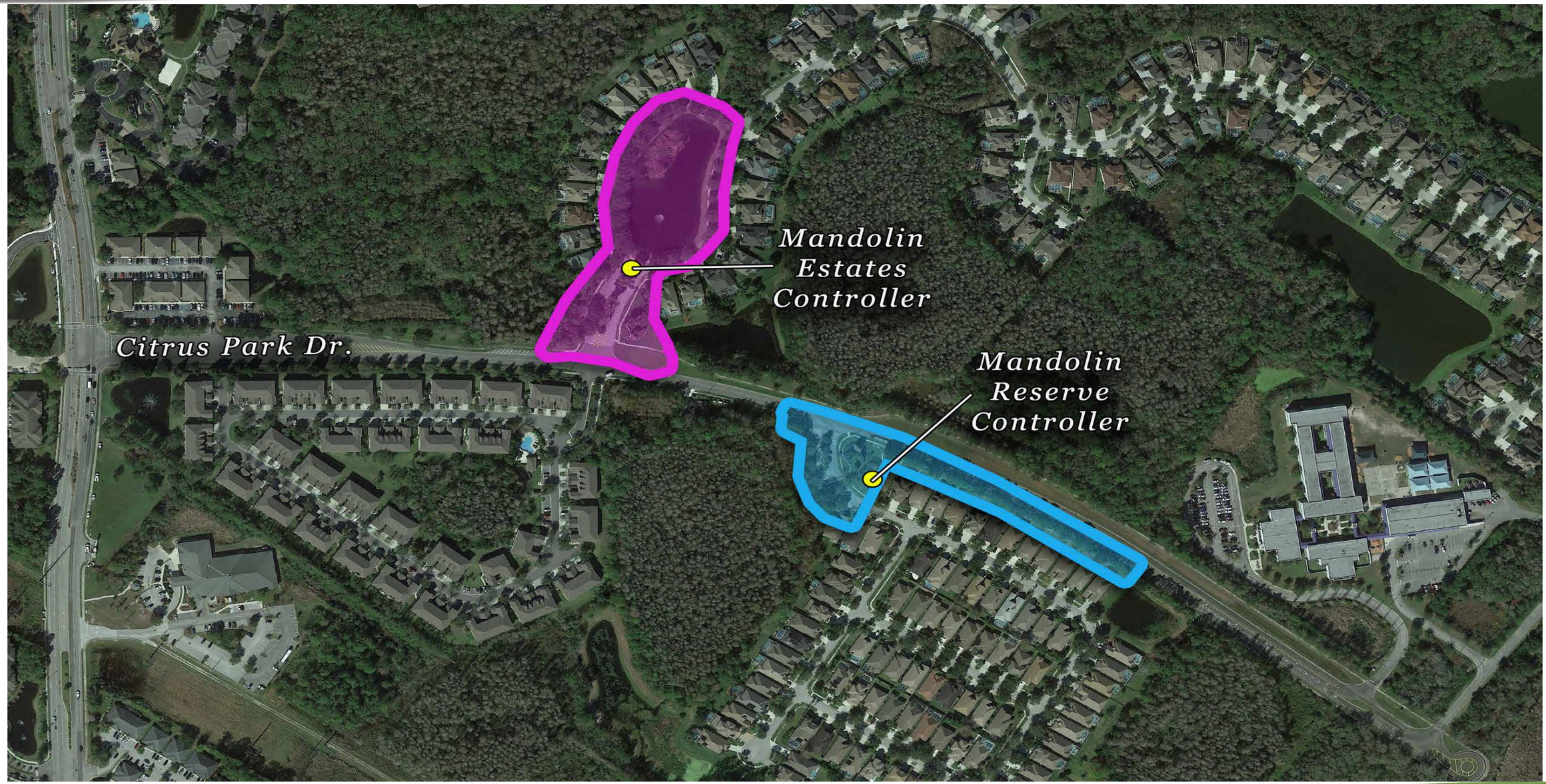

YELLOWSTONE LANDSCAPE

Park Place

Tampa, FL

Mandolin Estates Controller

1. Abandoned due to Construction
2. Abandoned due to Construction
3. Abandoned due to Construction
4. Abandoned due to Construction
5. Abandoned due to Construction
6. Abandoned due to Construction
7. Spray Zone -Front Gate/Entry side
8. Spray Zone – Front Gate Main Island
9. Spray Zone - Front Gate/Near Timer
10. Abandoned due to Construction
11. Abandoned due to Construction
12. Abandoned due to Construction
13. Abandoned due to Construction
14. Abandoned due to Construction
15. Abandoned due to Construction
16. Rotor Zone – Front Gate/Exit Side
17. Abandoned due to Construction
18. Spray Zone – Front Gate/Exit Side
19. Spray Zone Center Lake Between Sidewalk and Street
20. Spray Zone Center Lake Between Sidewalk and Street
21. Rotor Zone Center Lake Between Sidewalk and Pond
22. Rotor Zone Center Lake Between Sidewalk and Pond
23. Rotor Zone Center Lake Between Sidewalk and Pond

Mandolin Reserve Controller

1. Spray Zone – Entrance Side to road and Palm Island
2. Rotor Zone - By Lift Station
3. Rotor Zone – Past lift station SW to road
4. Rotor Zone - Entrance Side and towards Lift Station
5. Spray Zone – Middle Island and Next Island
6. Spray Zone - Exit Side SW to Road
7. Rotor Zone – From School Sign down Citrus Park
8. Rotor Zone - Past Zone 7
9. Rotor Zone – Before Zone 7
10. Rotor Zone – Around Monument and Sidewalk
11. Spray Zone - Around Monument
12. Spray Zone – Tip of Island for Annuals

YELLOWSTONE LANDSCAPE

Date: 7-16-20

MIKE'S SIGNS GRAPHICS & PRINTING

727.480.6514

"Indoor to Outdoor and so much more!"

Neighborhood Street Sign Replacement Project

Remove Old Street Signs

Or Damaged Street Signs

On Existing Posts

Install New Street Signs

Michael Fields p: 727-480-6514 Trinity, FL 34655 e: signsandgraphicsbymike@gmail.com

DOT Signs

	CODE	NAME	SIZE	BACK COLOR
	STOP(B)	"STOP" (Big)	(30x30)	
	STOP(S)	"STOP" (Small)	(24x24)	
	AW	"ALL WAY"	(18x6)	
	OW(L)	"ONE WAY" (Left)	(12x36)	
	OW(R)	"ONE WAY" (Right)	(12x36)	
	YD	"YIELD"	(36")	
	SL	"SPEED LIMIT 15"	(24x30)	
	SNS	"STREET NAME"	(9x36 / 9x42)	
	LB HC	"L" BRACKET + Hose Clamps	16" Long 4-6" Round	
	DA	"TWO WAY TRAFFIC" Double-Arrow	(30x30)	
	KRM	"Keep Right Median"	(24x30)	

CDD Signs: "Parking"

	CODE	NAME	SIZE	BACK COLOR
	PP	"PARKING PERMITTED"	(18x24)	
	NPL	"NO PARKING ON LEFT"	(18x24)	
	NPA	"NO PARKING ON ANY STREET"	(18x24)	
	NPE	"NO PARKING ON EITHER"	(18x24)	
	POL<	"PARKING ON LEFT" + ARROW	(18x24)	
	POR>	"PARKING ON RIGHT" + ARROW	(18x24)	

CDD Signs: "Other"

	CODE	NAME	SIZE	BACK COLOR
	NS	"NO SOLICITING"	(12x18)	

Sign Codes:

DOT Signs:

STOPB - STOP (Big)
STOPS - STOP (Small)
AW - All Way
SL - Speed Limit (15mph)
SNS - Street Name Sign
RFD - Reflector Diamond
YD - Yield
OW< - One Way (Left)
OW> - One Way (Right)
KRM - Keep Right of Median
DA - Double Arrow
YDR - Yellow Diamond Reflector
LB - "L" Bracket (Street name sign holder)
HC - Hose Clamp

CDD Signs:

TA - Tow Away
NS - No Soliciting
PP - Parking Permitted
NPL - No Parking on Left
NPA - No Parking Any Street
NPE - No Parking on Either Side
POL< - Parking on Left + Arrow
POR> - Parking on Right + Arrow

Map Notes

Map #	Location #	Street	Size	Sign Code	Condition
1	1a	Racetrack + Fountainhead	24x30	SL	Aged
1	1b	Racetrack + Fountainhead	12x18	NS	Faded
1	2a	Fountainhead + Via Estrella	24x30	SL	Aged
1	2b	**FOUNTAINHEAD DRIVE**	9x42	**SNS**	Bent
1	3	Via Estrella	30x30	STOP(B)	Faded
1	4	Via Estrella	24x24	STOP(S)	Faded
1	5	Via Estrella + Fountainhead	30x30	DA	Aged
1	6	Via Estrella + Fountainhead	12x36	OW(L)	Faded
1	7	Via Estrella + Carrie Marie	12x18	NS	Faded
2	8a	Carrie Marie + Ecclesia Dr	30x30	STOP(B)	Faded
2	8b	**"CARRIE MARIE PL" (Missing)**	9x42	SNS-LB-HC	Missing
2	8c	**"ECCLESIA DRIVE" (Missing)**	9x42	SNS-LB-HC	Missing
1	9a	**FOUNTAINHEAD DRIVE**	9x42	**SNS**	Bent
1	9b	"Via Estrella" (Facing wrong way, move over to right side?)		SNS	Wrong Side?
2	10a	**RACETRACK ROAD**	9x42	**SNS**	Worn
2	10b	**ECCLESIA DRIVE**	9x42	**SNS**	Worn
2	11	Ecclesia Dr + Bournemouth	24x30	SL	Aged
2	12	Ecclesia Dr + Bournemouth	18x24	NPA	Aged
2	13	Ecclesia Dr	18x24	PP	Aged
2	14a	**CASA LAGO LN**	9x36	**SNS**	Aged/Bent
2	14b	**ECCLESIA DRIVE**	9x36	**SNS**	Aged/Bent
2	15	**CASA LAGO LN**	9x36	**SNS**	Aged

Map Notes

Map #	Location #	Street	Size	Sign Code	Condition
2	16a	Casa Lago + Casa Lago	24x24	STOP(S)	FADED
2	16b	**CASA LAGO LN**	9x36	**SNS**	Old
2	17a	**CASA LAGO LN**	9x36	**SNS**	Old
2	17b	**CANOPY DRIVE**	9x36	**SNS**	Old
2	18	Casa Lago + Canopy Dr	24x30	SL	Aged
2	19a	Ecclesia + Canopy Dr	24x30	SL	Aged
2	20a	**ECCLESIA DRIVE**	9x36	**SNS**	Faded
2	20b	Ecclesia Dr + Canopy	36	YD	Faded
2	21a	Ecclesia Dr + Canopy	12x36	OW(R)	Aged
2	21b	Ecclesia Dr + Canopy	12x36	OW(L)	Aged
2	21c	Ecclesia Dr + Canopy	36	YD	Faded
2	22	Ecclesia Dr + Canopy	18x24	NPL	Aged
2	23a	**CANOPY DRIVE**	9x36	**SNS**	Aged
2	23b	**CANOPY DRIVE**	9x36	**SNS**	Aged
2	24	Canopy Dr	12x36	OW(L)	Aged
2	25a	Brick Pl + Fountainhead	12x36	OW(R)	Aged
2	25b	Brick Pl + Fountainhead	12x36	OW(L)	Aged
2	25c	**BRICK PLACE**	9x36	**SNS**	Aged
2	25d	**FOUNTAINHEAD DRIVE**	9x42	**SNS**	Aged
2	26a	Canopy + Fountainhead	12x36	OW(R)	Aged
2	26b	Canopy + Fountainhead	12x36	OW(L)	Aged

Map Notes

Map #	Location #	Street	Size	Sign Code	Condition
2	27a	**CANOPY DRIVE**	9x36	**SNS**	Damaged
2	27b	**FOUNTAINHEAD DRIVE**	9x42	**SNS**	?
1	28	Fountain Dr	18x24	PP	Aged
2	29	Brick PL	18x24	PP	Aged
2	30	Brick PL	18x24	PP	Aged
2	31*	Resident Suggestion: add "Do Not Enter Sign" here	30x30	Facing Eclessia	
2	32a	**CASA LAGO LN**	9x36	**SNS**	Aged
2	32b	Casa Lago Ln + Ecclesia	6x18	ALL WAY	Aged
2	33a	Ecclesia Dr + Canopy Dr	12x36	OW(R)	Aged
2	33b	Ecclesia Dr + Canopy Dr	12x36	OW(L)	Aged
2	33c	Ecclesia Dr + Canopy Dr	30x30	STOP(B)	Scuffed
3	34	Canopy Dr	24x30	SL	Aged
3	35	Canopy Dr + Splendid Ln	12x36	OW(L)	Aged
3	36	Splendid Ln + Canopy Dr	24x30	KRM	Aged
3	37	Splendid Ln (New decorative metal post + top)	18x24	POL	Aged
3	38a	Splendid Ln + Canopy Dr	12x36	OW(L)	Aged
3	38b	Splendid Ln + Canopy Dr	12x36	OW(R)	Aged
3	39a	Splendid Ln + Canopy Dr	12x36	OW(L)	Aged
3	39b	**CANOPY DRIVE** (Black stuff on sign)	9x36	**SNS**	DIRTY?
3	39c	**SPLENDID LANE** (Black stuff on sign)	9x36	**SNS**	DIRTY?
3	40a	Canopy Dr + Canopy Dr	12x36	OW(R)	Aged
3	40b	Canopy Dr + Canopy Dr	12x36	OW(L)	Aged
3	40c	Canopy Dr + Canopy Dr	18x24	POR	Aged

Map Notes

Map #	Location #	Street	Size	Sign Code	Condition
3	41	Canopy Dr + Canopy Dr	12x36	OW(R)	Aged
3	42a	Canopy + Canopy	12x36	OW(L)	Aged
3	42b	**CANOPY DRIVE**	9x36	**SNS**	Aged
3	43	Canopy Dr	18x24	POR	Aged
3	44a	Canopy Dr	12x36	OW(L)	Aged
3	44b	Canopy Dr	18x24	POR	Aged
3	45a	Canopy Dr + Canopy Dr (Pass through alley way)	12x36	OW(R)	Aged
3	45b	Canopy Dr + Canopy Dr (Pass through alley way)	12x36	OW(L)	Aged
3	45c	Canopy Dr + Canopy Dr (Pass through alley way)	30x30	STOP(B)	Aged
3	46a	Canopy Dr	12x36	OW(L)	Faded
3	46b	**CANOPY DRIVE**	9x36	**SNS**	Aged
3	47	Canopy Dr	18x24	POR	Aged
3	48a	Perfect Pl + Canopy Dr	12x36	OW(L)	Aged
3	48b	Perfect Pl + Canopy Dr	30x30	STOP(B)	Aged
3	49	Perfect Pl + Canopy Dr	24x30	KRM	Aged
3	50a	Perfect Pl + Canopy Dr	12x36	OW(L)	Aged
3	50b	**PERFECT PLACE**	9x36	**SNS**	Aged
3	50c	**CANOPY DRIVE**	9x36	**SNS**	Aged
3	51	Perfect Pl + Canopy Dr	12x36	OW(L)	Aged
3	52a	Canopy Dr + Perfect Pl (Perfect Pl back alley)	12x36	OW(R)	Aged
3	52b	Canopy Dr + Perfect Pl (Perfect Pl back alley)	12x36	OW(L)	Aged
3	53	Canopy Dr + Perfect Pl	24x30	SL	Aged

Map Notes

Map #	Location #	Street	Size	Sign Code	Condition
3	54a	**WHISPER LAKE TRAIL**	**9x42**	**SNS**	Damaged
3	54b	**CANOPY DRIVE** (Missing sign) **L-Bracket is still there*	9x36	SNS	Missing Sign
3	54c	Whisper Lake Tr + Canopy Dr	30x30	STOP(B)	Aged
3	55	Canopy Dr	18x24	POR	Aged
3	56	Canopy Dr	18x24	POR	Aged
3	57	Canopy Dr + Perfect Place (Other end of back alley)	12x36	OW(L)	Aged
4	58	Bournemouth Rd	18x24	NPE	Aged
4	59a	Bournemouth Rd	24x30	SL	Aged
4	59b	Bournemouth Rd	12x36	OW(L)	Aged
4	59c	Bournemouth Rd	12x36	OW(R)	Faded
4	59d	**BOURNEMOUTH ROAD**	9x42	**SNS**	Aged
4	60	Bournemouth Rd (Back alley)	12x36	OW(L)	Aged
4	61	Bournemouth Rd	18x24	NPE	Aged
4	62a	Bournemouth Rd	18x24	NPE	Aged
4	62b	Bournemouth Rd	18x24	NPE	Aged
4	63a	Bournemouth Rd + Cotswolds Dr	30x30	STOP(B)	Aged
4	63b	**BOURNEMOUTH ROAD**	9x42	**SNS**	Aged
4	63c	**COTSWOLDS DRIVE**	9x42	**SNS**	Aged
4	64	Bournemouth Rd (Back alley)	12x36	OW(L)	Aged
4	65a	Lake Dagny Ct + Cotswolds Dr	30x30	STOP(B)	Aged
4	65b	**LAKE DAGNY COURT**	9x42	**SNS**	Aged
4	65c	**COTSWOLDS DRIVE**	9x42	**SNS**	Aged
4	66	Lake Dagny Ct	30x30	STOP(B)	Aged

Map Notes

Map #	Location #	Street	Size	Sign Code	Condition
4	67a	Cotswolds Dr	18x24	NPE	Aged
4	67b	Cotswolds Dr	18x24	NPE	Aged
2	68	Via Estrella Place + Ecclesia Dr	12x18	NS	Faded
2	69	Casa Lago Ln + Casa Lago Ln	12x18	NS	Faded
2	70	Canopy Dr	18x24	PP	Aged
2	71	Canopy Dr	18x24	PP	Aged
2	72	Ecclesia + Casa Lago Ln	6x18	ALL WAY	Aged
2	73	**BRICK PLACE**	9x36	**SNS**	Aged

MAP 1

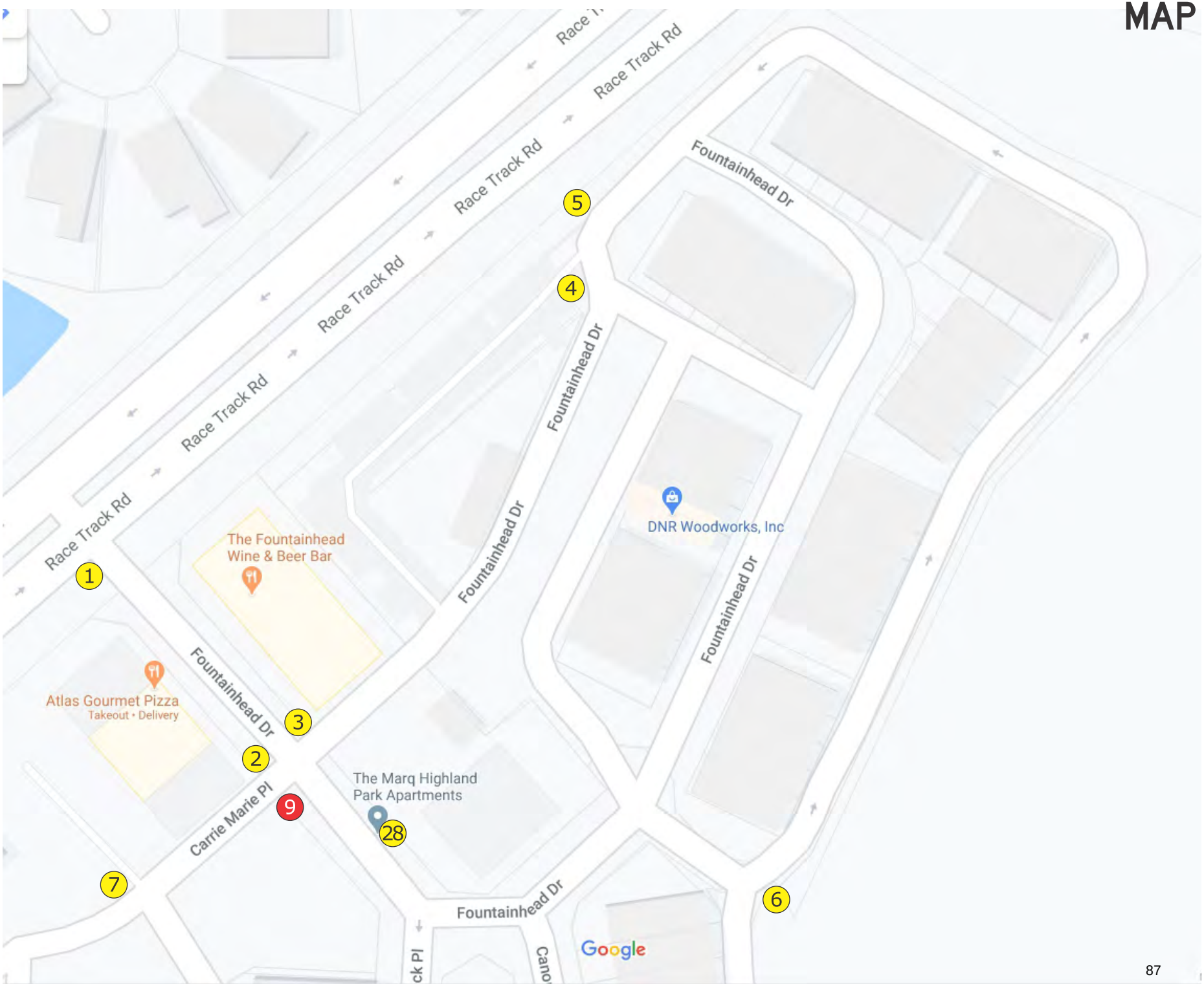
Race Track Rd
Race Track Rd
Race Track Rd
Race Track Rd
Race Track Rd
Fountainhead Dr
Fountainhead Dr
Fountainhead Dr
Fountainhead Dr
Fountainhead Dr
Fountainhead Dr
Carrie Marie Pl
The Fountainhead Wine & Beer Bar
Atlas Gourmet Pizza
Takeout • Delivery
DNR Woodworks, Inc
The Marq Highland Park Apartments
Google
1
2
3
4
5
6
7
9
28

MAP 2

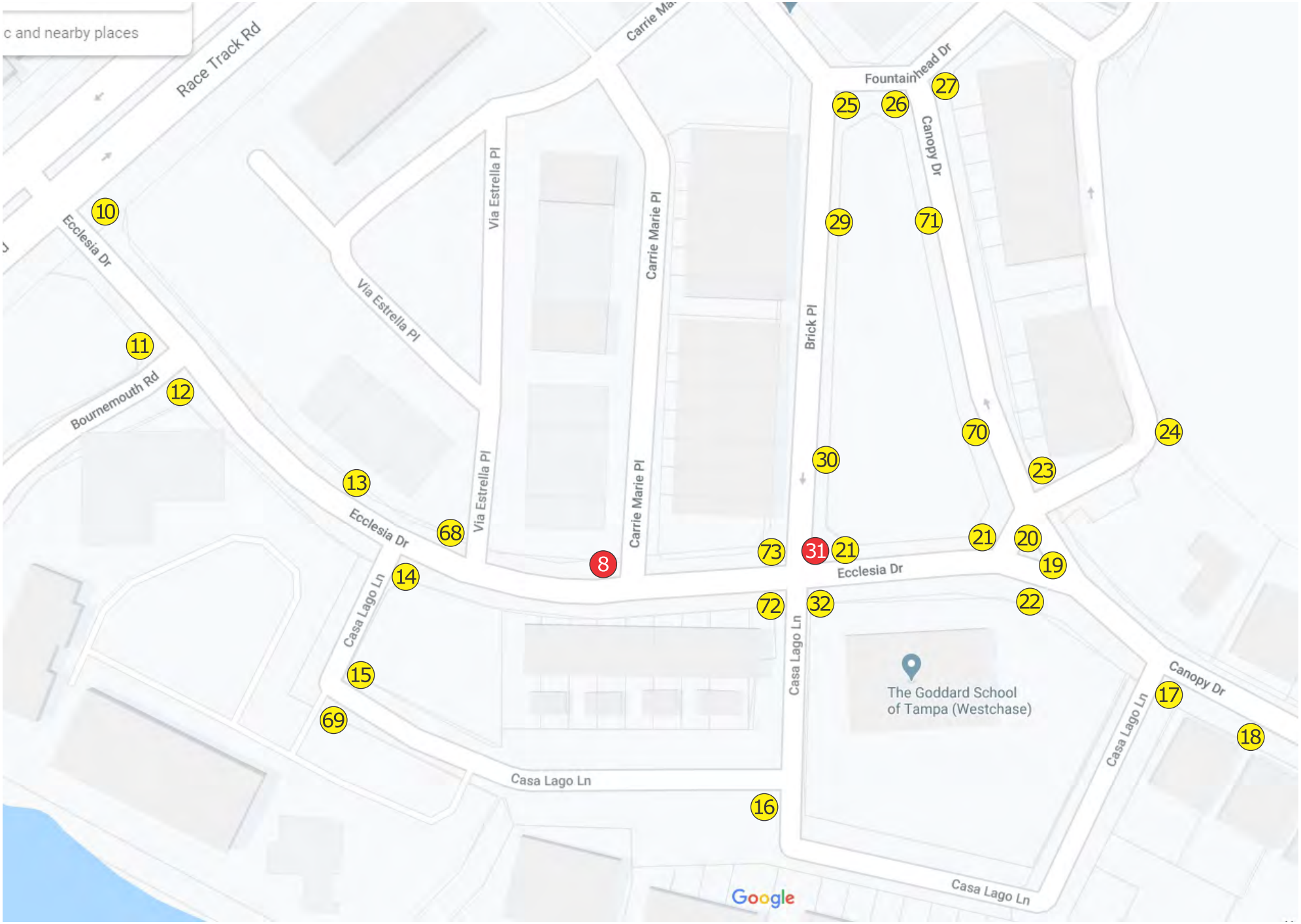
c and nearby places
Race Track Rd
Carrie Ma
Fountainhead Dr
Canopy Dr
Ecclesia Dr
Via Estrella Pl
Carrie Marie Pl
Brick Pl
Bournemouth Rd
Casa Lago Ln
The Goddard School of Tampa (Westchase)
Google
10
11
12
13
14
15
16
17
18
19
20
21
22
23
24
25
26
27
29
30
31
32
68
69
70
71
72
73
8

MAP 3

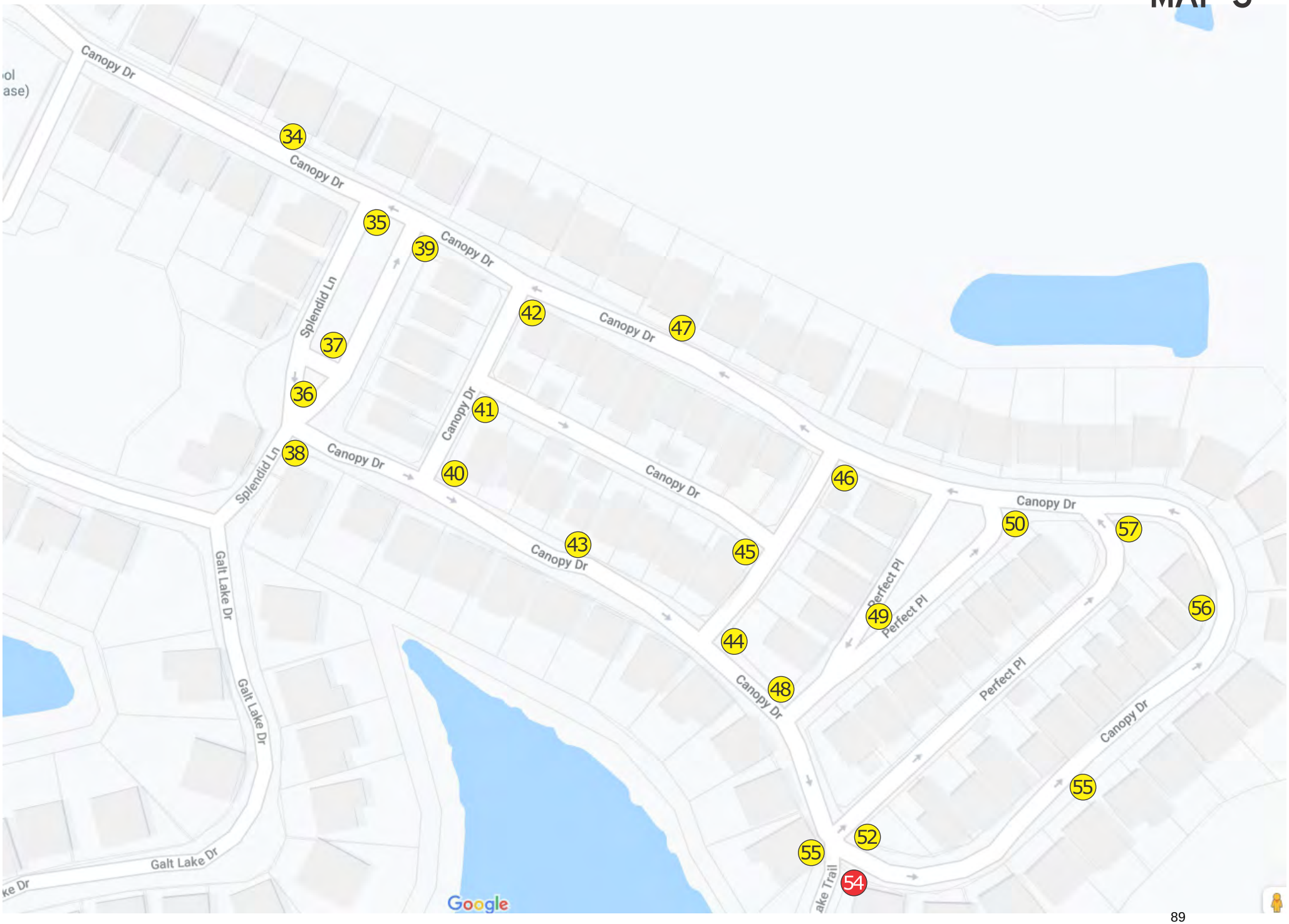
Canopy Dr
Canopy Dr
Canopy Dr
Canopy Dr
Canopy Dr
Canopy Dr
Canopy Dr
Canopy Dr
Canopy Dr
Canopy Dr
Canopy Dr
Canopy Dr
Splendid Ln
Splendid Ln
Galt Lake Dr
Galt Lake Dr
Galt Lake Dr
Perfect Pl
Perfect Pl
Perfect Pl
34
35
36
37
38
39
40
41
42
43
44
45
46
47
48
49
50
52
54
55
55
56
57
Google

MAP 4

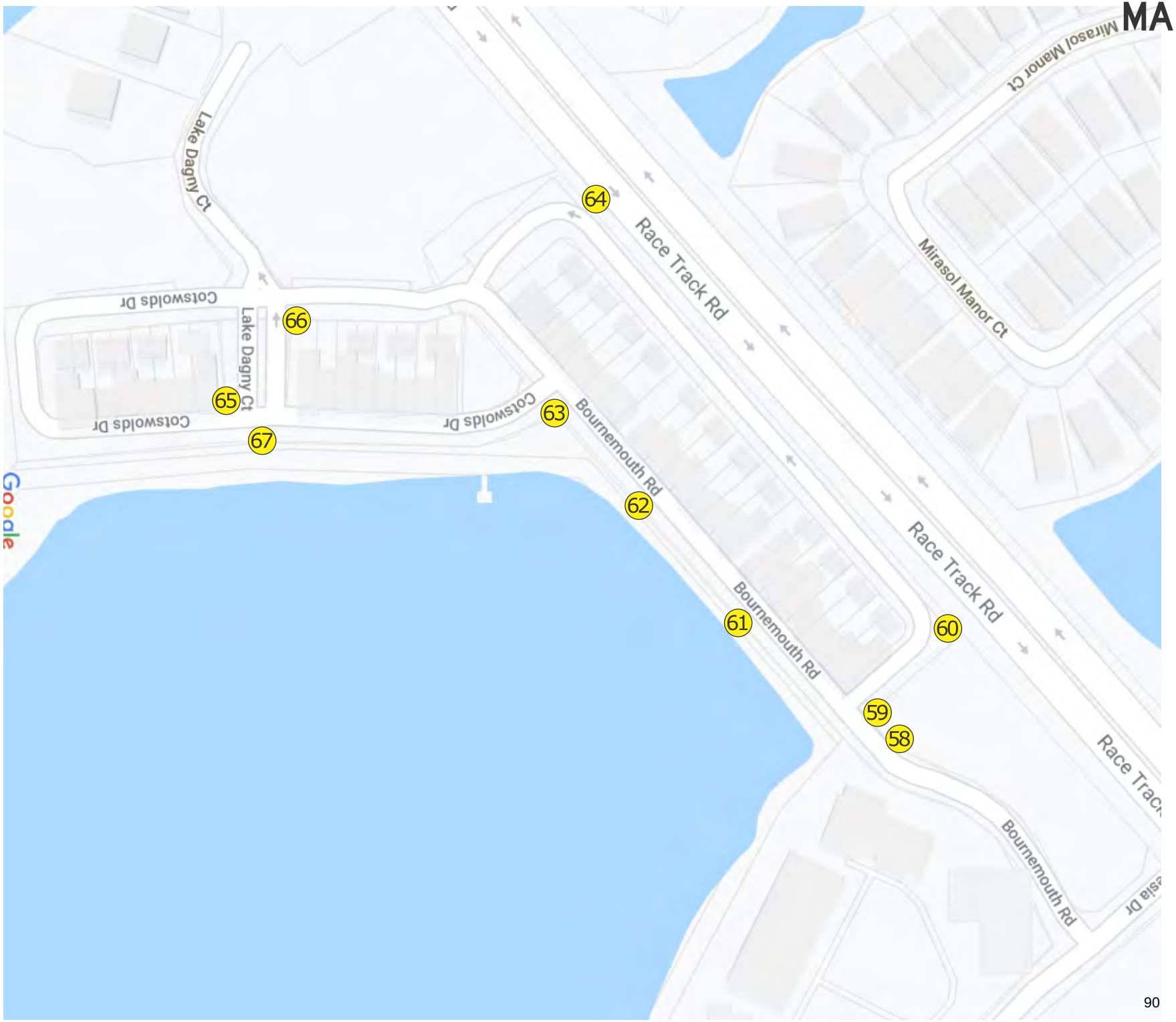
Lake Dagny Ct
Cotswolds Dr
Lake Dagny Ct
Cotswolds Dr
Cotswolds Dr
Bournemouth Rd
Bournemouth Rd
Bournemouth Rd
Race Track Rd
Race Track Rd
Mirasol Manor Ct
Mirasol Manor Ct
Google
64
66
65
67
63
62
61
60
59
58

Fields Consulting Group, LLC

MIKE'S SIGNS GRAPHICS & PRINTING 727.480.6514

MARKETING • DESIGN • PRINTING
INDOOR / OUTDOOR SIGNS & MORE...

11749 Crestridge Loop
Trinity, FL 34655

Estimate

Date	Estimate #
3/13/2020	757

Name / Address
Meritus Park Place CDD Attn: Gene Roberts 2005 Pan Am Circle #300 Tampa, FL 33607

Project

Description	Qty	Rate	Total
Item #1 -- (NS) "Notice No Soliciting" (12x18) sign. White reflective with 1-color lettering. Black back.	4	38.75	155.00
Item #2 -- (PP) "Parking Permitted In This Area" (18x24) sign. Black and prismatic yellow reflective lettering on Front. Black back.	6	59.50	357.00
Item #3 -- (NPA) "No Parking On Any Street Except Where Posted" (18x24) sign. Black and prismatic yellow reflective lettering on Front. Black back.	1	59.50	59.50
Item #4 -- (NPE) "No Parking On Either Side of the Street at Anytime...Towed at Owners Expense" (18x24) sign. Black and prismatic yellow reflective lettering on Front. Black back.	6	59.50	357.00
Item #5 -- (POR) "Parking On Right Side Of Street Only with arrow" (18x24) sign. Black and prismatic yellow reflective lettering on Front. Black back.	6	59.50	357.00
Item #6 -- (POL) "Parking on Left Side of Street Only with arrow" + short black decorative 6-ft post, ball finial top, (2) post clamps and cemented. [Located at South end of island on Splendid Ave.]; Includes the removal / dig-up and disposal of the old existing post and sign.	1	275.00	275.00
Item #7 -- (NPL) "No Parking on Left Side of Street...Action Towing" (18x24) sign. Black and prismatic yellow reflective lettering on Front. Black back. [Located on Ecclessia]	1	59.50	59.50
Item #8 -- "STOP" (24x24) sign. Reflective red and white. Black back.	2	47.50	95.00

	Subtotal
	Sales Tax (7.0%)
	Total

Phone #	E-mail
(727) 480-6514	mike@fcgmarketing.com

Fields Consulting Group, LLC

MIKE'S SIGNS GRAPHICS & PRINTING 727.480.6514

MARKETING • DESIGN • PRINTING
INDOOR / OUTDOOR SIGNS & MORE...

11749 Crestridge Loop
Trinity, FL 34655

Estimate

Date	Estimate #
3/13/2020	757

Name / Address
Meritus Park Place CDD Attn: Gene Roberts 2005 Pan Am Circle #300 Tampa, FL 33607

Project

Description	Qty	Rate	Total
Item #9 -- "STOP" (30x30) sign. Reflective red and white. Black back.	9	70.00	630.00
Item #10 -- "ALL WAY" (18x6) sign. Reflective red and white. Black back.	2	16.25	32.50
Item #11 -- (OW) "One Way Arrow" (36x12) sign. Reflective black and white. Black back. (Mix of Left and Right facing arrows)	26	47.00	1,222.00
Item #12 -- (YD) "YIELD" (36inch) diagonal sign. Reflective red and white. Black back.	2	54.00	108.00
Item #13 -- (SL) "SPEED LIMIT 15" (24x30) sign. Reflective black and white. Black back.	5	68.00	340.00
Item #14 -- (DA Double Arrows) "Two Way Traffic" (30inch) diamond sign. Reflective black and yellow. Black back.	1	54.00	54.00
Item #15 -- (KRM) "Keep Right of Median" (24x30) sign. Reflective black and white. Black back.	2	68.00	136.00
"FOUNTAINHEAD DRIVE" (9x42) Street Name Sign, double-faced. Reflective green and white letters	4	65.00	260.00
"BRICK PLACE" (9x36) Street Name Sign, double-faced. Reflective green and white letters	2	58.00	116.00
"CANOPY DRIVE" (9x36) Street Name Sign, double-faced. Reflective green and white letters	5	58.00	290.00
"CASA LAGO LN" (9X36) Street Name Sign, double-faced. Reflective green and white letters	4	58.00	232.00
"BOURNEMOUTH ROAD" (9x42) Street Name Sign, double-faced. Reflective green and white letters	2	65.00	130.00

Subtotal	
Sales Tax (7.0%)	
Total	

Phone #	E-mail
(727) 480-6514	mike@fcgmarketing.com

Fields Consulting Group, LLC

MIKE'S SIGNS GRAPHICS & PRINTING 727.480.6514

MARKETING • DESIGN • PRINTING
INDOOR / OUTDOOR SIGNS & MORE...

11749 Crestridge Loop
Trinity, FL 34655

Estimate

Date	Estimate #
3/13/2020	757

Name / Address
Meritus Park Place CDD Attn: Gene Roberts 2005 Pan Am Circle #300 Tampa, FL 33607

Project

Description	Qty	Rate	Total
"RACETRACK ROAD" (9X42) Street Name Sign, double-faced. Reflective green and white letters	1	65.00	65.00
"COTSWOLDS DRIVE" (9x42) Street Name Sign, double-faced. Reflective green and white letters	1	65.00	65.00
"LAKE DAGNY COURT" (9x42) Street Name Sign, double-faced. Reflective green and white letters	1	65.00	65.00
"PERFECT PLACE" (9x36) Street Name Sign, double-faced. Reflective green and white letters	1	58.00	58.00
"WHISPER LAKE TRAIL" (9x42)	1	65.00	65.00
Labor to remove and dispose of old signs + Labor to install new signs with new bolts.	95	27.50	2,612.50

Subtotal	$8,196.00
Sales Tax (7.0%)	$0.00
Total	$8,196.00

Phone #	E-mail
(727) 480-6514	mike@fcgmarketing.com

Fields Consulting Group, LLC

MIKE'S SIGNS GRAPHICS & PRINTING 727.480.6514

MARKETING • DESIGN • PRINTING
INDOOR / OUTDOOR SIGNS & MORE...

11749 Crestridge Loop
Trinity, FL 34655

Estimate

Date	Estimate #
7/16/2020	851

Name / Address
Meritus Park Place CDD Attn: Gene Roberts 2005 Pan Am Circle #300 Tampa, FL 33607

Project

Description	Qty	Rate	Total
Additional (OW) "One Way Arrows (Left) and (Right)"	6	47.00	282.00
Additional (SL) "Speed Limit 15"	3	68.00	204.00
Labor to remove and dispose of old signs + Labor to install new signs with new bolts.	9	27.50	247.50

Subtotal	$733.50
Sales Tax (7.0%)	$0.00
Total	$733.50

Phone #	E-mail
(727) 480-6514	mike@fcgmarketing.com

Sample of pics

1.jpg

1_zoom.jpg

2a-2b-2c.jpg

2b.jpg

4a.jpg

4b.jpg

5.jpg

6.jpg

7.jpg

8a.jpg

8b.jpg

8c.jpg

9.jpg

11a.jpg

11b.jpg

Sample of pics

8b.jpg

8c.jpg

9.jpg

11a.jpg

11b.jpg



11c.jpg

12.jpg

13.jpg

14.jpg

15.jpg

16.jpg

17a.jpg

17b1.jpg

17b2.jpg

21a.jpg

21b.jpg

21c.jpg

22a.jpg

22b and c.jpg

22d.jpg

Sample of pics

23.jpg

24a and b.jpg

25a.jpg

25b.jpg

26a ab=nd b.jpg

27.jpg

28.jpg

29a and b.jpg

30.jpg

31a-b-c.jpg

32 and 33.jpg

32.jpg

33.jpg

35a-b-c.jpg

20200311_161619.jpg

Sample of pics

20200311_164012.jpg

20200311_165643.jpg

20200311_165652.jpg

20200311_171511.jpg

20200311_171516.jpg

20200311_172206.jpg

20200311_172219.jpg

20200311_172227.jpg

20200311_172534.jpg

20200311_172608.jpg

20200311_172754.jpg

20200311_173055.jpg

20200311_173100.jpg

20200311_173459.jpg

20200311_173517.jpg

Sample of pics

20200311_173721.jpg

20200311_174018.jpg

20200311_174022.jpg

20200311_174046.jpg

20200311_174055.jpg

20200311_174306.jpg

20200311_174522.jpg

20200311_174740.jpg

20200311_175216.jpg

20200311_175418.jpg

20200311_175422.jpg

20200311_175510.jpg

20200311_175516.jpg

20200311_180126.jpg

20200311_180132.jpg

Sample of pics

20200311_180223.jpg

20200311_180228.jpg

20200311_180353.jpg

20200311_180515.jpg

20200311_180523.jpg

20200311_180542.jpg

20200311_180549.jpg

20200311_180711.jpg

20200311_181157.jpg

20200311_181159.jpg

20200311_181324.jpg

20200311_181335.jpg

20200311_181517.jpg

20200311_181523.jpg

20200311_182034.jpg

Sample of pics

20200311_181324.jpg

20200311_181335.jpg

20200311_181517.jpg

20200311_181523.jpg

20200311_182034.jpg

20200311_182041.jpg

20200311_182059.jpg

20200311_182103.jpg

20200311_182121.jpg

20200311_182253.jpg

20200311_182504.jpg

20200311_182513.jpg

At NW Corner of neighborhood 2.jpg

At NW Corner of neighborhood.jpg

Parking Permitted in this area.jpg

Suggestion to add another Do Not Enter Sign.jpg

RESOLUTION 2020-08

A RESOLUTION OF THE BOARD OF SUPERVISORS OF THE PARK PLACE COMMUNITY DEVELOPMENT DISTRICT DESIGNATING DATE, TIME AND LOCATION FOR REGULAR MEETINGS OF THE BOARD OF SUPERVISORS FOR THE FISCAL YEAR 2020/2021, AND PROVIDING FOR AN EFFECTIVE DATE HEREOF

WHEREAS, Park Place Community Development District (the "**District**") is a local unit of special-purpose government created and existing pursuant to Chapter 190, Florida Statutes, being situated entirely within Hillsborough, Florida; and

WHEREAS, the District's Board of Supervisors (the "**Board**"), is statutorily authorized to exercise the powers granted to the District; and

WHEREAS, all meetings of the Board shall be open to the public and governed by the provisions of Chapter 286, Florida Statutes; and

WHEREAS, the Board is statutorily required to file annually with the local governing authority a schedule of its regular meetings.

NOW, THEREFORE, BE IT RESOLVED BY THE BOARD OF SUPERVISORS OF PARK PLACE COMMUNITY DEVELOPMENT DISTRICT THAT:

Section 1. Regular meetings of the Board of Supervisors of the District, for the Fiscal Year 2020/2021, shall be held as provided on the schedule attached as **Exhibit A**.

Section 2. In accordance with Section 189.015(1), Florida Statutes, the District's Secretary is hereby directed to file annually, with the Hillsborough County a schedule of the District's regular meetings.

Section 3. This Resolution shall become effective immediately upon its adoption.

PASSED AND ADOPTED THIS 19th DAY OF AUGUST, 2020.

PARK PLACE
COMMUNITY DEVELOPMENT DISTRICT

_____
CHAIRMAN/ VICE-CHAIRMAN

ATTEST:

_____
ASSISTANT SECRETARY

EXHIBIT A

PARK PLACE COMMUNITY DEVELOPMENT DISTRICT
BOARD OF SUPERVISORS REGULAR MEETING SCHEDULE

FISCAL YEAR 2020/2021

October 21, 2020	**4:00 p.m.**
November 18, 2020	**4:00 p.m.**
December 16, 2020	**4:00 p.m.**
January 20, 2021	**4:00 p.m.**
February 17, 2021	**4:00 p.m.**
March 17, 2021	**4:00 p.m.**
April 21, 2021	**4:00 p.m.**
May 19, 2021	**4:00 p.m.**
June 16, 2021	**4:00 p.m.**
July 21, 2021	**4:00 p.m.**
August 18, 2021	**4:00 p.m.**
September 15, 2021	**4:00 p.m.**

All meetings will convene at The Lake House
Located at 11740 Casa Lago Lane, Tampa, FL 33626.

June 17, 2020 Minutes of Regular Meeting

Minutes of the Regular Meeting

The Regular Meeting of the Board of Supervisors for Park Place Community Development District was held on **Wednesday, June 17, 2020 at 4:00 p.m. via conference call at 1-866-906-9330 with access code 7979718.**

1. CALL TO ORDER/ROLL CALL

Brian Howell called the Regular Meeting of the Board of Supervisors of the Park Place Community Development District to order on **Wednesday, June 17, 2020 at 4:00 p.m.**

Board Members Present and Constituting a Quorum:

Doris Cockerell	Chair	
Darren Booth	Vice Chair	
Cathy Kinser-Powell	Supervisor	
Andrea Jackson	Supervisor	
Erica Lavina	Supervisor	*called in at approximately 4:45 p.m.*

Staff Members Present:

Brian Howell	District Manager, Meritus
Phil Chang	District Engineer, Johnson Engineering

There were three audience members in attendance on the conference call.

2. AUDIENCE QUESTIONS AND COMMENT ON AGENDA ITEMS

There were no audience questions or comments on agenda items.

3. VENDOR/STAFF REPORTS

A. District Counsel

Mr. Howell stated that Counsel had nothing to report other than that on June 30th, the ability to meet via conference call would expire and the CDD would look to convene in person next month.

B. District Engineer

i. Speed Hump Proposals – Mandolin Estates & Reserves

Mr. Chang went over his memo and addressed potential spots for speed tables in the Estates and Reserves. There was discussion amongst the Board about the quantity, locations, pavers, and whether the speed tables would really work. The Board directed Mr. Chang to revise the proposals based on Board feedback, to be reviewed at the meeting next month.

DRAFT

ii. Curb Damages & Improvements Proposals

Mr. Chang then went over the curb replacement on Renaissance View Court. The Board asked about the aesthetics and if it would work. The Board discussed the proposals.

MOTION TO:	Approve the work.
MADE BY:	Supervisor Cockerell
SECONDED BY:	Supervisor Kinser-Powell
DISCUSSION:	None further
RESULT:	Called to Vote: Motion PASSED
	4/0 – Motion passed unanimously

Mr. Chang explained the speed limit and that 15 mph was the lowest it could go in the Estates and Reserves. The Board asked for Mr. Chang to revisit and determine if additional speed signs would help.

Mr. Chang reviewed a request by an owner in Highland Park for the CDD to add curbing as done in another area to keep cars from running over his lawn and sprinklers continuously. The Board felt it had merit but wanted to review other areas so any areas that are impacted could be completed at one time. Mr. Chang will review other areas and discuss pricing with the Board next month.

iii. Parking Space Striping Proposals – Highland Park

The Board tabled the striping and asked for it to be discussed along with the sign proposal for Highland Park. Mr. Chang will review the sign proposal to determine if all the areas were noted and made sense. Supervisor Booth wants to make sure the District is not being redundant in areas with signs.

4. BUSINESS ITEMS

A. Acceptance of Financial Report for Fiscal Year Ended September 30, 2019

Mr. Howell went over the FY 2019 audit and explained it came back clean as in previous years.

DRAFT

MOTION TO:	Accept the Financial Report for Fiscal Year Ended September 30, 2019
MADE BY:	Supervisor Cockerell
SECONDED BY:	Supervisor Booth
DISCUSSION:	None further
RESULT:	Called to Vote: Motion PASSED 4/0 – Motion passed unanimously

B. Discussion on Bench Proposal

Mr. Howell went over the proposal to refurbish all the benches in Highland Park. The cost was $525 per bench versus purchasing new ones for $1,900 each.

MOTION TO:	Approve the bench proposal.
MADE BY:	Supervisor Jackson
SECONDED BY:	Supervisor Booth
DISCUSSION:	None further
RESULT:	Called to Vote: Motion PASSED 4/0 – Motion passed unanimously

C. Consideration of Resolution 2020-05; Adopting Default Statutory Alternative Investment Policies

Mr. Howell went over the resolution with the Board. He explained it was just an administrative housekeeping item to update the CDD investment policy and stated that the CDD would use a licensed investment banker or financial advisor for investment of CDD funds.

MOTION TO:	Approve Resolution 2020-05.
MADE BY:	Supervisor Cockerell
SECONDED BY:	Supervisor Jackson
DISCUSSION:	None further
RESULT:	Called to Vote: Motion PASSED 4/0 – Motion passed unanimously

Supervisor Lavina entered the meeting via conference call.

DRAFT

D. Discussion on Landscape Enhancements for Calf Path

Mr. Howell went over the proposal to re-landscape the calf path entrance.

MOTION TO:	Approve the landscape enhancements proposal for Calf Path.
MADE BY:	Supervisor Jackson
SECONDED BY:	Supervisor Lavina
DISCUSSION:	None further
RESULT:	Called to Vote: Motion PASSED
	5/0 – Motion passed unanimously

Mr. Howell asked to make sure the trees at the entrance are limbed up to meet contract specifications and to ask the HOA to watch out for any commercial vehicles parking on the grass. Mr. Chang will check to see if the F-type curb would help in this area.

E. Discussion on Setting New Date for the Mandolin/Windsor Projects

The Board discussed dates for the Mandolin/Windsor project and decided to set the workshop date for capital improvements to August 31, 2020 at 6:30 p.m.

5. CONSENT AGENDA

A. Consideration of Board of Supervisors Regular Meeting Minutes May 20, 2020
B. Consideration of Operations and Maintenance Expenditures (Admin) May 2020
C. Consideration of Operations and Maintenance Expenditures (HP) May 2020
D. Consideration of Operations and Maintenance Expenditures (M/W) May 2020
E. Review of Financial Statements Month Ending May 31, 2020

The Board reviewed the Consent Agenda.

MOTION TO:	Approve the Consent Agenda.
MADE BY:	Supervisor Cockerell
SECONDED BY:	Supervisor Kinser-Powell
DISCUSSION:	None further
RESULT:	Called to Vote: Motion PASSED
	5/0 - Motion passed unanimously

DRAFT

6. MANAGEMENT REPORTS

A. District Manager's Report

- **i. Manager's Report**
- **ii. Action Item List**
- **iii. Community Inspection Reports**
- **iv. Cypress Creek Aquatics Report**

Mr. Howell reviewed the management reports with the Board.

7. SUPERVISOR REQUESTS

The Board requested to choose annuals for all of the rotations. They also asked about speed limit signs and would like for the landscaper to attend the next meeting to go over the progress to date and other items.

8. AUDIENCE QUESTION AND COMMENT ON OTHER ITEMS

Audience members commented that there are some sprinklers that need to be repaired on Race Track Road. The aquatics provider will add blue dye to the tank mix so residents can see when the ponds have been treated. There was also an audience comment about the weeds in the ponds.

The resident who requested the curb asked for the CD to reconsider and install the curb by his house now instead of waiting to do as part of a larger project. The Board discussed.

MOTION TO:	Approve the work with a cap not to exceed $4,000.
MADE BY:	Supervisor Jackson
SECONDED BY:	Supervisor Cockerell
DISCUSSION:	None further
RESULT:	Called to Vote: Motion PASSED
	4/1 – Supervisor Booth opposed.

DRAFT

9. ADJOURNMENT

MOTION TO:	Adjourn at 5:15 p.m.
MADE BY:	Supervisor Cockerell
SECONDED BY:	Supervisor Kinser-Powell
DISCUSSION:	None further
RESULT:	Called to Vote: Motion PASSED
	5/0 - Motion passed unanimously

**These minutes were done in summary format.*

**A copy of the audio recording is available on request.*

**Each person who decides to appeal any decision made by the Board with respect to any matter considered at the meeting is advised that person may need to ensure that a verbatim record of the proceedings is made, including the testimony and evidence upon which such appeal is to be based.*

Meeting minutes were approved at a meeting by vote of the Board of Supervisors at a publicly noticed meeting held on _____.

_____	_____
Signature	**Signature**
_____	_____
Printed Name	**Printed Name**
Title:	**Title:**
□ **Chairman**	□ **Secretary**
□ **Vice Chairman**	□ **Assistant Secretary**

Recorded by Records Administrator

_____

Signature

_____

Date

Official District Seal

DRAFT

Park Place Community Development District
Summary of Operations and Maintenance Invoices

Vendor	Invoice/Account Number	Amount	Vendor Total	Monthly Budget	Comments/Description
Monthly Contract					
Meritus Districts	9833	7,214.02			Management Services - June
Monthly Contract Sub-Total		**$ 7,214.02**			
Variable Contract					
Johnson Engineering, Inc.	20181258 000 21	$ 2,422.50			Professional Services - General Services - thru 06/07/20
Straley Robin Vericker	18350	973.00			Professional Services - General - thru 05/15/20
Straley Robin Vericker	18474	871.00	**$ 1,844.00**		Professional Services - General - thru 06t/15/20
Variable Contract Sub-Total		**$ 4,266.50**			
Utilities					
Utilities Sub-Total		**$ 0.00**			
Regular Services					
Supervisor: Andrea Jackson	AJ061720	200.00			Supervisor Fee - 06/17/20
Supervisor: Booth Darren	DB061720	200.00			Supervisor Fee - 06/17/20
Supervisor: Cathy Powell	CP061720	200.00			Supervisor Fee - 06/17/20
Supervisor: Cockerell Doris	DC061720	200.00			Supervisor Fee - 06/17/20
Supervisor: Erica Lavina	EL061720	200.00	**$ 1,000.00**		Supervisor Fee - 06/17/20
Tampa Bay Times	87839 061020	614.00			BOS Meeting - 06/10/20
Regular Services Sub-Total		**$ 1,914.00**			
Additional Services					
Meritus Districts	9858	450.00			Emergency Irrigation Calls - 05/31/20

Park Place Community Development District
Summary of Operations and Maintenance Invoices

Vendor	Invoice/Account Number	Amount	Vendor Total	Monthly Budget	Comments/Description
Meritus Districts	9913	500.00	**$ 950.00**		After-Hour Calls - 06/26/20
Additional Services Sub-Total		**$ 950.00**			

TOTAL:	**$ 14,044.52**			

Approved (with any necessary revisions noted):

Signature

Printed Name

Title (check one):

[ ] Chairman [ ] Vice Chairman [ ] Assistant Secretary

Meritus Districts
2005 Pan Am Circle
Suite 300
Tampa, FL 33607

Voice: 813-397-5121
Fax: 813-873-7070

INVOICE

Invoice Number: 9833
Invoice Date: Jun 1, 2020
Page: 1

Bill To:	Ship to:
Park Place CDD 2005 Pan Am Circle Ste 300 Tampa, FL 33607	

Customer ID	Customer PO	Payment Terms	
Park Place CDD		Net Due	
	Shipping Method	**Ship Date**	**Due Date**
	Best Way		6/1/20

Quantity	Item	Description	Unit Price	Amount
		District Management Services - June		4,333.33
		Accounting Services		2,583.34
		Gate management		150.00
		Postage - April		22.35
		Website Administration		125.00

Subtotal	7,214.02
Sales Tax	
Total Invoice Amount	7,214.02
Payment/Credit Applied	
TOTAL	**7,214.02**

Johnson Engineering, Inc.
Remit To:
P.O. Box 2112
Fort Myers, FL 33902
Ph: 239.334.0046 Fax: 239.334.3661

Invoice

Project Manager Philip Chang

June 16, 2020
Project No: 20181258-000
Invoice No: 21

FEID #59-1173834

Brian Howell
Park Place Community Development District
c/o Meritus Districts, Inc.
2005 Pan AM Circle, Suite 300
Tampa, FL 33607

Project 20181258-000 Park Place CDD

Professional Services through June 7, 2020

Phase 01 General Services

Professional Personnel

		Hours	Rate	Amount
Professional 6				
Chang, Philip	5/5/2020	2.00	170.00	340.00
Check on drainage issue and truncated dome installation status;				
Chang, Philip	5/6/2020	.25	170.00	42.50
Provide summary and input to DM regarding drainage issue in Mandolin Estates;				
Chang, Philip	5/7/2020	.25	170.00	42.50
Provide additional response to DM regarding drainage issue;				
Chang, Philip	5/12/2020	2.00	170.00	340.00
Review Mandolin Reserves plans and visit community to verify curb drainage issue; Provide input to DM;				
Chang, Philip	5/13/2020	.75	170.00	127.50
Research drainage easement/CDD ownership info and provide to DM & vendor;				
Chang, Philip	5/14/2020	.75	170.00	127.50
Research & pull drainage plans in response to drainage issue in vicinity of Race Track Road/Lake Dagny				
Chang, Philip	5/18/2020	2.50	170.00	425.00
Check on drainage pipe (Lake Dagny Ct) per DM & provide info related to condition; contact vendor to request quote to remove overgrowth;				
Chang, Philip	5/22/2020	.25	170.00	42.50
Review quote to clear around drainage structures;				
Chang, Philip	6/1/2020	1.75	170.00	297.50
Coordinate stop signage repairs/adjustments; site visit to check on resident curb inquiry;				
Chang, Philip	6/2/2020	1.25	170.00	212.50
Reach out to TECO regarding light pole painting; prepare exhibits outlining curb/sidewalk repair in response to resident inquiry;				
Chang, Philip	6/4/2020	1.75	170.00	297.50
Correspondence/coordination with TECO regarding light pole painting; summarize and provide memos related to curb and striping issues (for meeting book);				
Totals		13.50		2,295.00
Total Labor				**2,295.00**
			Total this Phase	**$2,295.00**

W-9 Can be found at our Website: www.johnsonengineering.com

Phase 03 Construction Services

Professional Personnel

		Hours	Rate	Amount	
Professional 6					
Chang, Philip	5/6/2020	.25	170.00	42.50	
Discuss status of sidewalk work with vendor;					
Chang, Philip	5/7/2020	.25	170.00	42.50	
Respond to questions from striping vendor;					
Chang, Philip	5/13/2020	.25	170.00	42.50	
Follow up with vendors regarding outstanding quotes;					
Totals		.75		127.50	
Total Labor					**127.50**
			Total this Phase		**$127.50**
			Total this Invoice		**$2,422.50**

Straley Robin Vericker

1510 W. Cleveland Street
Tampa, FL 33606
Telephone (813) 223-9400 * Facsimile (813) 223-5043
Federal Tax Id. - 20-1778458

Park Place Community Development
c/o MERITUS DISTRICTS
2005 PAN AM CIRCLE, SUITE 300
TAMPA, FL 33607

May 26, 2020
Client: 001365
Matter: 000001
Invoice #: 18350

RE: General

For Professional Services Rendered Through May 15, 2020

5140

PY 3107

SERVICES

Date	Person	Description of Services	Hours
4/16/2020	JMV	REVIEW CORRESPONDENCE FROM WINDSOR PLACE POA; REVIEW PROPERTY RECORDS; REVIEW SWFWMD INSPECTION REPORT; DRAFT EMAIL TO P. CHANG AND B. HOWELL.	0.8
4/17/2020	JMV	REVIEW COMMUNICATION FROM P. CHANG.	0.1
4/20/2020	JMV	REVIEW COMMUNICATION FROM B. HOWELL RE: INSURANCE CLAIM FOR TREE BRANCH; DRAFT EMAIL TO B. HOWELL.	0.3
4/23/2020	LB	PREPARE DRAFT RESOLUTION RESCINDING AND REPLACING INVESTMENT POLICIES; PREPARE DRAFT RESOLUTION RE APPROVING PRELIMINARY BUDGET AND SETTING PUBLIC HEARING FOR FY 2020/2021.	1.0
4/29/2020	JMV	PREPARE INVESTMENT POLICY RESOLUTION; PREPARE RESOLUTION FOR PRELIMINARY OPERATIONS AND MAINTENANCE ASSESSMENT BUDGET.	0.5
4/29/2020	LB	FINALIZE RESOLUTION APPROVING PROPOSED BUDGET AND SETTING PUBLIC HEARING AND RESOLUTION RE INVESTMENT POLICIES; PREPARE EMAIL TO B. CRUTCHFIELD TRANSMITTING RESOLUTIONS.	0.2
4/30/2020	JMV	PREPARE CDD INVESTMENT POLICY RESOLUTION.	0.3
5/13/2020	JMV	REVIEW COMMUNICATION FROM M. ALVAREZ; REVIEW LEGAL NOTICE.	0.2

SERVICES

Date	Person	Description of Services	Hours	
5/15/2020	JMV	REVIEW COMMUNICATION FROM B. HOWELL; REVIEW CDD COMMON AREA MAINTENNACE MAP; DRAFT EMAIL TO B. HOWELL RE: CDD COMMON AREA MAINTENANCE.	0.4	
		Total Professional Services	3.8	$973.00

PERSON RECAP

Person		Hours	Amount
JMV	John M. Vericker	2.6	$793.00
LB	Lynn Butler	1.2	$180.00

Total Services	$973.00	
Total Disbursements	$0.00	
Total Current Charges		$973.00

PAY THIS AMOUNT **$973.00**

Please Include Invoice Number on all Correspondence

Straley Robin Vericker

1510 W. Cleveland Street
Tampa, FL 33606
Telephone (813) 223-9400 * Facsimile (813) 223-5043
Federal Tax Id. - 20-1778458

Park Place Community Development
c/o MERITUS DISTRICTS
2005 PAN AM CIRCLE, SUITE 300
TAMPA, FL 33607

June 18, 2020
Client: 001365
Matter: 000001
Invoice #: 18474

Page: 1

RE: General

For Professional Services Rendered Through June 15, 2020

5/4
YL 3/07

SERVICES

Date	Person	Description of Services	Hours	
5/19/2020	JMV	REVIEW AGENDA PACKET AND PREPARE FOR CDD BOARD MEETING.	0.3	
5/20/2020	JMV	PREPARE FOR AND ATTEND CDD BOARD MEETING.	1.1	
5/28/2020	JMV	REVIEW COMMUNICATION FROM B. HOWELL RE: CDD MAINTENANCE AGREEMENT; DRAFT EMAIL TO B. HOWELL; REVIEW COMMUNICATION FROM G. ROBERTS; REVIEW AGREEMENT.	0.4	
6/10/2020	JMV	REVIEW CORRESPONDENCE FROM WINDSOR PLACE; DRAFT EMAIL TO B. HOWELL.	0.4	
6/15/2020	KMS	REVIEW RESOLUTION ADOPTING PROPOSED BUDGET FOR FY 2020-2021; REVIEW PROPOSED BUDGET FOR FY 2020-2021; DRAFT NEWSPAPER PUBLICATIONS FOR PUBLIC HEARING ON PROPOSED BUDGET FOR FY 2020-2021.	0.8	
		Total Professional Services	3.0	$871.00

PERSON RECAP

Person		Hours	Amount
JMV	John M. Vericker	2.2	$671.00
KMS	Kristen M. Schalter	0.8	$200.00

Total Services	$871.00	
Total Disbursements	$0.00	
Total Current Charges		$871.00
PAY THIS AMOUNT		**$871.00**

Please Include Invoice Number on all Correspondence

PARK PLACE CDD
MEETING DATE: June 17, 2020
DMS Staff Signature _____

SUPERVISORS	CHECK IF IN ATTENDANCE	STATUS	PAYMENT AMOUNT
Cockerell, Doris	✓	Salary Accepted	$200
Booth,Darren	✓	Salary Accepted	$200
Kinser-Powell, Cathy	✓	Salary Accepted	$200
Andrea Jackson	✓	Salary Accepted	$200
Erica Lavina	✓	Salary Accepted	$200

AJ 061720

Tampa Bay Times
tampabay.com

Times Publishing Company
DEPT 3396
PO BOX 123396
DALLAS, TX 75312-3396
Toll Free Phone: 1 (877) 321-7355
Fed Tax ID 59-0482470

ADVERTISING INVOICE

Advertising Run Dates	Advertiser Name	
06/10/20	PARK PLACE CDD	
Billing Date	**Sales Rep**	**Customer Account**
06/10/2020	Deirdre Almeida	117357
Total Amount Due	**Ad Number**	
$614.00	0000087839	

PAYMENT DUE UPON RECEIPT

Start	Stop	Ad Number	Product	Placement	Description PO Number	Ins.	Size	Net Amount
06/10/20	06/10/20	0000087839	Times	Legals CLS	BOS MEETING	1	2x73 L	$612.00
06/10/20	06/10/20	0000087839	Tampabay.com	Legals CLS	BOS MEETING AffidavitMaterial	1	2x73 L	$0.00 $2.00

PLEASE DETACH AND RETURN LOWER PORTION WITH YOUR REMITTANCE

Tampa Bay Times
tampabay.com

DEPT 3396
PO BOX 123396
DALLAS, TX 75312-3396
Toll Free Phone: 1 (877) 321-7355

ADVERTISING INVOICE

Thank you for your business.

Advertising Run Dates	Advertiser Name	
06/10/20	PARK PLACE CDD	
Billing Date	**Sales Rep**	**Customer Account**
06/10/2020	Deirdre Almeida	117357
Total Amount Due	**Ad Number**	
$614.00	0000087839	

DO NOT SEND CASH BY MAIL
PLEASE MAKE CHECK PAYBLE TO: TIMES PUBLISHING COMPANY

PARK PLACE CDD
ATTN: C/O MERTIUS DISTRICTS
2005 PAN AM CIRCLE #300
TAMPA, FL 33607

Received
JUN 17 2020

REMIT TO:

Times Publishing Company
DEPT 3396
PO BOX 123396
DALLAS, TX 75312-3396

0000087839-01

Tampa Bay Times
Published Daily

STATE OF FLORIDA
COUNTY OF Hillsborough } ss

Before the undersigned authority personally appeared **Deirdre Almeida** who on oath says that he/she is **Legal Advertising Representative** of the **Tampa Bay Times** a daily newspaper printed in St. Petersburg, in Pinellas County, Florida; that the attached copy of advertisement, being a Legal Notice in the matter **RE: BOS MEETING** was published in **Tampa Bay Times: 6/10/20** in said newspaper in the issues of **Baylink Hillsborough**

Affiant further says the said **Tampa Bay Times** is a newspaper published in Hillsborough County, Florida and that the said newspaper has heretofore been continuously published in said Hillsborough County, Florida each day and has been entered as a second class mail matter at the post office in said Hillsborough County, Florida for a period of one year next preceding the first publication of the attached copy of advertisement, and affiant further says that he/she neither paid not promised any person, firm or corporation any discount, rebate, commission or refund for the purpose of securing this advertisement for publication in the said newspaper.

Signature Affiant

Sworn to and subscribed before me this .**06/10/2020**

Signature of Notary Public

Personally known X or produced identification

Type of identification produced

PARK PLACE COMMUNITY DEVELOPMENT DISTRICT PUBLIC MEETING HELD DURING PUBLIC HEALTH EMERGENCY DUE TO COVID-19

Notice is hereby given that the Board of Supervisors ("Board") of the Park Place Community Development District ("District") will hold a regular meeting of the Board of Supervisors on Wednesday, June 17, 2020 at 4:00 P.M to be conducted by telephonic at 1-866-906-9330 entering access code 4863181# communications media technology pursuant to Executive Orders 20-52 and 20-69 issued by Governor DeSantis on March 9, 2020, and March 20, 2020, respectively, and pursuant to Section 120.54(5)(b)2., Florida Statutes. Anyone wishing to access and participate in the meeting should refer to the District's website http://parkplacecdd.org/ or contact Brian Howell beginning seven (7) days in advance of the meeting to obtain access information. The meeting is being held for the necessary public purpose of considering District's Business Items. At such time the Board is so authorized and may consider any business that may properly come before it.

While it is necessary to hold the above referenced meeting of the District's Board of Supervisors utilizing communications media technology due to the current COVID-19 public health emergency, the District fully encourages public participation in a safe and efficient manner. Toward that end, participants are strongly encouraged to submit questions and comments to the District Manager at brian.howell@merituscorp.com by June 9, 2020 at 5:00 P.M in advance of the meeting to facilitate the Board's consideration of such questions and comments during the meeting. Participants may also submit questions or comments to the District Manager by telephone by calling 813-873-7300 by the same time noted above. [Questions and comments may be submitted by email after the date and time indicated above or submitted during the meeting for potential consideration by the Board.]

A copy of the agenda may be obtained at the offices of the District Manager, c/o Brian Howell 2005 Pan Am Circle Suite 300, Tampa, FL 3307 ("District Manager's Office") during normal business hours or on the District's website http://parkplacecdd.org/. The meeting is open to the public and will be conducted in accordance with the provisions of Florida law for community development districts. The meeting may be continued to a date, time, and place to be specified on the record at such meeting.

Any person requiring special accommodations in order to access and participate in the meeting because of a disability or physical impairment should contact the District Manager's Office at least forty-eight (48) hours prior to the meeting. If you are hearing or speech impaired, please contact the Florida Relay Service by dialing 7-1-1, or 1-800-955-8771 (TTY) / 1-800-955-8770 (Voice), for aid in contacting the District Manager's Office.

As indicated above, this meeting will be conducted by media communications technology. Anyone requiring assistance in order to obtain access to the telephonic, video conferencing, or other communications media technology being utilized to conduct this meeting should contact the District Manager's Office at least forty-eight (48) hours prior to the meeting. Similarly, any person requiring or that otherwise may need assistance accessing or participating in this meeting because of a disability or physical impairment is strongly encouraged to contact the District Manager's Office at least forty-eight (48) hours in advance so that arrangements may be made.

Each person who decides to appeal any decision made by the Board with respect to any matter considered at the Meetings is advised that person will need a record of proceedings and that accordingly, the person may need to ensure that a verbatim record of the proceedings is made, including the testimony and evidence upon which such appeal is to be based.

District Manager,
Brian Howell

Run Date 6/10/2020 0000087839

JEAN M MITOTES
State of Florida-Notary Public
Commission # GG009269
My Commission Expires
July 06, 2020

Meritus Districts
2005 Pan Am Circle
Suite 300
Tampa, FL 33607

Voice: 813-397-5121
Fax: 813-873-7070

INVOICE

Invoice Number: 9858
Invoice Date: May 31, 2020
Page: 1

Bill To:	Ship to:
Park Place CDD 2005 Pan Am Circle Ste 300 Tampa, FL 33607	

Customer ID	Customer PO	Payment Terms	
Park Place CDD		Net Due	
	Shipping Method	**Ship Date**	**Due Date**
	Best Way		5/31/20

Quantity	Item	Description	Unit Price	Amount
		Emergency irrigation calls (May 2)		450.00

Subtotal	450.00
Sales Tax	
Total Invoice Amount	450.00
Payment/Credit Applied	
TOTAL	**450.00**

Meritus Districts
2005 Pan Am Circle
Suite 300
Tampa, FL 33607

Voice: 813-397-5121
Fax: 813-873-7070

INVOICE

Invoice Number: 9913
Invoice Date: Jun 26, 2020
Page: 1

Bill To:	Ship to:
Park Place CDD 2005 Pan Am Circle Ste 300 Tampa, FL 33607	

Customer ID	Customer PO	Payment Terms	
Park Place CDD		Net Due	
	Shipping Method	**Ship Date**	**Due Date**
	Best Way		6/26/20

Quantity	Item	Description	Unit Price	Amount
		After-hour calls/Mgt over contract		500.00

Subtotal	500.00
Sales Tax	
Total Invoice Amount	500.00
Payment/Credit Applied	
TOTAL	**500.00**

Park Place Community Development District
Summary of Operations and Maintenance Invoices

Vendor	Invoice/Account Number	Highland Park Amount	Mixed Use Amount	Invoice Total	Vendor Total	Monthly Budget/ Contract Highland Park	Monthly Budget/ Contract Mixed Use	Comments/Description
Monthly Contract								
Cypress Creek Aquatics	1033	1,620.00	540.00	2,160.00				Aquatic Maintenance - May
Cypress Creek Aquatics	1036	1,620.00	540.00	2,160.00	**$ 4,320.00**			Aquatic Maintenance - June
Yellowstone	TM120348	13,581.27	4,527.09	18,108.36				Landscape Maintenance - June
Monthly Contract Sub-Total				**$22,428.36**				
Variable Contract								
Variable Contract Sub-Total				**$0.00**				
Utilities								
BOCC	2640510000 052220	10.47	3.49	13.96				HP - Water Service - thru 05/18/20
BOCC	2640510000 062320	10.75	3.58	14.33				HP - Water Service - thru 06/16/20
BOCC	3478300000 052220	(337.32)	(112.44)	(449.76)				HP - Reclaim Water Service - thru 05/18/20
BOCC	3640510000 052220	66.72	22.24	88.96				HP - Water Service - thru 05/18/20
BOCC	3640510000 062320	71.18	23.73	94.90				HP - Water Service - thru 06/16/20
BOCC	4121609190 062320	97.32	32.44	129.76				HP - Reclaim Water Service - thru 06/16/20
BOCC	4439866474 052220	37.43	12.48	49.90				HP - Reclaim Water Service - thru 05/18/20
BOCC	4439866474 062320	35.94	11.98	47.92				HP - Reclaim Water Service - thru 06/16/20
BOCC	4478300000 052220	223.43	74.48	297.91				HP - Reclaim Water Service - thru 05/18/20
BOCC	4478300000 062320	218.13	72.71	290.84	**$ 578.72**			HP - Reclaim Water Service - thru 06/16/20
Tampa Electric	311000010091 060420	197.23	65.74	262.97				Electric Service - thru 05/21/20
Utilities Sub-Total				**$841.69**				
Regular Services								
Spearem Enterprises, LLC	4261	225.00	75.00	300.00				HP - Clean Playground - thru 06/15/20
Regular Services Sub-Total				**$300.00**				
Additional Services								
Cypress Creek Aquatics	1039	607.50	202.50	810.00				HP - Flush Cut & Remove Tree - 06/03/20
FLA Pools, Inc.	01082670	2,172.75	724.25	2,897.00				HP - Waterfall Down Payment - 06/05/20
Spearem Enterprises	4240	187.50	62.50	250.00				HP - Pumped Out Fountain - 06/03/20
Yellowstone	TM115709	1,344.75	448.25	1,793.00				HP - Plant Installation - 05/28/20

Park Place Community Development District
Summary of Operations and Maintenance Invoices

Vendor	Invoice/Account Number	Highland Park Amount	Mixed Use Amount	Invoice Total	Vendor Total	Monthly Budget/ Contract Highland Park	Monthly Budget/ Contract Mixed Use	Comments/Description
Yellowstone	TM115710	137.48	45.83	183.30				HP - Irrigation Repairs - 05/28/20
Yellowstone	TM120403	227.76	75.92	303.68				HP - Irrigation Repairs - 06/08/20
Yellowstone	TM120404	61.35	20.45	81.80				HP - Irrigation Repairs - 06/08/20
Yellowstone	TM122270	266.14	88.71	354.85				HP - Irrigation Repairs - 06/16/20
Yellowstone	TM 123140	65.36	21.79	87.15				HP - Irrigation Repairs - 06/23/20
Yellowstone	TM 123141	149.55	49.85	199.40	**$ 3,003.18**			HP - Irrigation Repairs - 06/23/20
Additional Services Sub-Total				**$6,960.18**				
Total				**$30,530.23**				

Approved (with any necessary revisions noted):

Signature

Printed Name

Title (check one):

[ ] Chairman [ ] Vice Chairman [ ] Assistant Secretary

Cypress Creek Aquatics, Inc.
12231 Main St Unit 1196
San Antonio, FL 33576

Invoice

Date	Invoice #
5/1/2020	1033

Bill To	Ship To
Park Place CDD c/o Meritus Corp 2005 Pan Am Circle, Suite 300 Tampa, FL 33607	

P.O. Number	Terms	Project
	Net 30	Maintenance Agreement

Quantity	Item Code	Description	Price Each	Amount
1	Aquatic Maintenance	Aquatic Maintenance 1. Floating Vegetation Control 2. Filamentous Algae Control 3. Submersed vegetation Control 4. Shoreline grass & brush control 5. Perimeter trash cleanup	3,160.00	3,160.00

Total $3,160.00

Cypress Creek Aquatics, Inc.
12231 Main St Unit 1196
San Antonio, FL 33576

Cypress Creek AQUATICS Environmental Services

Invoice

Date	Invoice #
6/1/2020	1036

Bill To	Ship To
Park Place CDD c/o Meritus Corp 2005 Pan Am Circle, Suite 300 Tampa, FL 33607	

P.O. Number	Terms	Project
	Net 30	Maintenance Agreement

Quantity	Item Code	Description	Price Each	Amount
1	Aquatic Maintenance	Aquatic Maintenance 1. Floating Vegetation Control 2. Filamentous Algae Control 3. Submersed vegetation Control 4. Shoreline grass & brush control 5. Perimeter trash cleanup	3,160.00	3,160.00

Total $3,160.00

YELLOWSTONE
LANDSCAPE

INVOICE

INVOICE #	INVOICE DATE
TM 120348	6/1/2020
TERMS	**PO NUMBER**
Net 30	

Bill To:

Park Place CDD
c/o Meritus
c/o Meritus Communities
2005 Pan Am Circle, Suite 300
Tampa, FL 33607

Remit To:

Yellowstone Landscape
PO Box 101017
Atlanta, GA 30392-1017

Property Name: Park Place CDD

Invoice Due Date: July 1, 2020
Invoice Amount: $18,108.36

Description	Current Amount
Monthly Landscape Maintenance June 2020	$18,108.36

Invoice Total **$18,108.36**

Excellence
IN COMMERCIAL LANDSCAPING

Should you have any questions or inquiries please call (386) 437-6211.

CUSTOMER NAME	ACCOUNT NUMBER	BILL DATE	DUE DATE
PARK PLACE CDD	2640510000	05/22/2020	06/12/2020

Hillsborough County Florida

Service Address: 14729 BRICK PL

S-Page 1 of 1

METER NUMBER	PREVIOUS DATE	PREVIOUS READ	PRESENT DATE	PRESENT READ	CONSUMPTION (IN GALLONS)	READ TYPE	METER DESCRIPTION
41836012	04/20/2020	4017	05/18/2020	4018	100	ACTUAL	WATER

Service Address Charges

Customer Bill Charge	$4.41
Purchase Water Pass-Thru	$0.29
Water Base Charge	$9.18
Water Usage Charge	$0.08
Total Service Address Charges	**$13.96**

Summary of Account Charges

Previous Balance	$24.63
Net Payments - Thank You	($24.63)
Total Account Charges	**$13.96**
AMOUNT DUE	**$13.96**

Consumption History x 100 Gallons

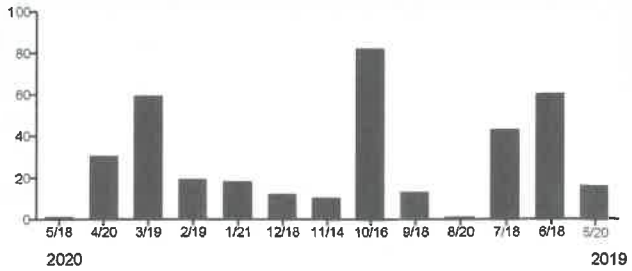

Hillsborough County Florida

Make checks payable to: **BOCC**

ACCOUNT NUMBER: 2640510000

ELECTRONIC PAYMENTS BY CHECK OR

Automated Payment Line: (813) 276 8526
Internet Payments: HCFLGov.net/WaterBill
Additional Information: HCFLGov.net/Water

THANK YOU!

DUE DATE	06/12/2020
AMOUNT DUE	$13.96
AMOUNT PAID	

PARK PLACE CDD
2005 PAN AM CIR STE 300
TAMPA FL 33607-6008

1,434

0026405100004 0000001396 1

Hillsborough County Florida

CUSTOMER NAME	ACCOUNT NUMBER	BILL DATE	DUE DATE
PARK PLACE CDD	2640510000	06/23/2020	07/14/2020

Service Address: 14729 BRICK PL

METER NUMBER	PREVIOUS DATE	PREVIOUS READ	PRESENT DATE	PRESENT READ	CONSUMPTION (IN GALLONS)	READ TYPE	METER DESCRIPTION
41836012	05/18/2020	4018	06/16/2020	4020	200	ACTUAL	WATER

Service Address Charges

Customer Bill Charge	$4.41
Purchase Water Pass-Thru	$0.59
Water Base Charge	$9.18
Water Usage Charge	$0.15
Total Service Address Charges	**$14.33**

Summary of Account Charges

Previous Balance	$13.96
Net Payments - Thank You	($13.96)
Total Account Charges	**$14.33**
AMOUNT DUE	**$14.33**

Important Message

The 2019 Water Quality Report is now available online at HCFLGov.net/WaterQualityReport. To request a mailed copy, call (813)246-3146 and leave a message with your name, mailing address, and phone number.

Consumption History x 100 Gallons

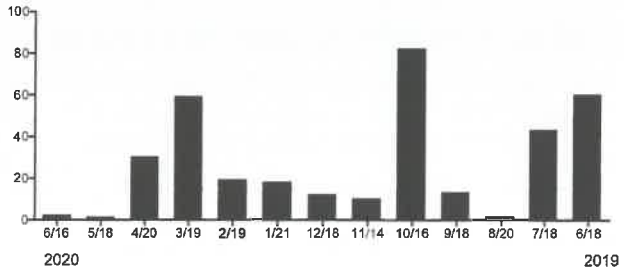

Hillsborough County Florida

Make checks payable to: **BOCC**

ACCOUNT NUMBER: 2640510000

ELECTRONIC PAYMENTS BY CHECK OR

Automated Payment Line: (813) 276 8526
Internet Payments: HCFLGov.net/WaterBill
Additional Information: HCFLGov.net/Water

THANK YOU!

Received
JUN 29 2020

DUE DATE	07/14/2020
AMOUNT DUE	$14.33
AMOUNT PAID	

PARK PLACE CDD
2005 PAN AM CIR STE 300
TAMPA FL 33607-6008

130

0026405100004 00000014332

Hillsborough County Florida

CUSTOMER NAME	ACCOUNT NUMBER	BILL DATE	DUE DATE
PARK PLACE CDD	3478300000	05/22/2020	06/12/2020

Service Address: 14731 BRICK PL

S-Page 1 of 1

METER NUMBER	PREVIOUS DATE	PREVIOUS READ	PRESENT DATE	PRESENT READ	CONSUMPTION (IN GALLONS)	READ TYPE	METER DESCRIPTION
29599849	04/20/2020	484691	05/18/2020	484691	0	ACTUAL	RECLAIM

Service Address Charges

Reclaimed Water Usage Charge	$4.36
Total Service Address Charges	**$4.36**

Summary of Account Charges

Previous Balance	($454.12)
Net Payments - Thank You	$0.00
Credit Amount	($454.12)
Total Account Charges	**$4.36**
AMOUNT DUE	**($449.76)**

Notice

CREDIT BALANCE - DO NOT PAY.

Consumption History x 1000 Gallons

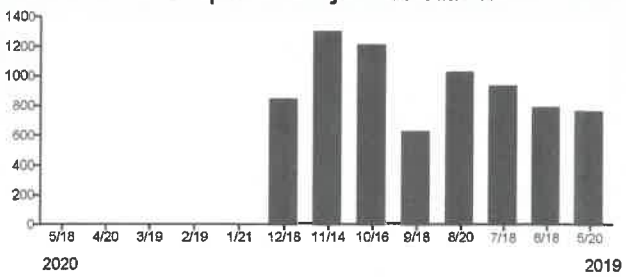

Hillsborough County Florida

Make checks payable to: **BOCC**

ACCOUNT NUMBER: 3478300000

ELECTRONIC PAYMENTS BY CHECK OR

Automated Payment Line: (813) 276 8526
Internet Payments: HCFLGov.net/WaterBill
Additional Information: HCFLGov.net/Water

THANK YOU!

DUE DATE	06/12/2020

Credit Balance
DO NOT PAY

PARK PLACE CDD
2005 PAN AM CIR STE 300
TAMPA FL 33607-6008

581

Hillsborough County Florida

CUSTOMER NAME	ACCOUNT NUMBER	BILL DATE	DUE DATE
PARK PLACE CDD	3640510000	05/22/2020	06/12/2020

Service Address: 14727 CANOPY DR

S-Page 1 of 1

METER NUMBER	PREVIOUS DATE	PREVIOUS READ	PRESENT DATE	PRESENT READ	CONSUMPTION (IN GALLONS)	READ TYPE	METER DESCRIPTION
78978402	04/20/2020	8640	05/18/2020	8678	3800	ACTUAL	WATER

Service Address Charges

Customer Bill Charge	$4.41
Purchase Water Pass-Thru	$11.13
Water Base Charge	$15.33
Water Usage Charge	$2.85
Sewer Base Charge	$37.08
Sewer Usage Charge	$18.16
Total Service Address Charges	**$88.96**

Summary of Account Charges

Previous Balance	$56.82
Net Payments - Thank You	($56.82)
Total Account Charges	**$88.96**
AMOUNT DUE	**$88.96**

Consumption History x 100 Gallons

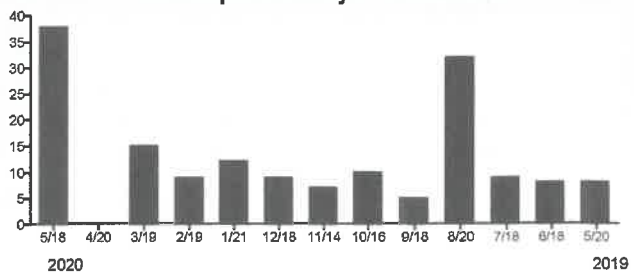

Hillsborough County Florida

Make checks payable to: **BOCC**

ACCOUNT NUMBER: 3640510000

ELECTRONIC PAYMENTS BY CHECK OR

Automated Payment Line: (813) 276 8526
Internet Payments: HCFLGov.net/WaterBill
Additional Information: HCFLGov.net/Water

THANK YOU!

DUE DATE	06/12/2020
AMOUNT DUE	$88.96
AMOUNT PAID	

PARK PLACE CDD
2005 PAN AM CIR STE 300
TAMPA FL 33607-6008

1,951

0036405100003 0000008896 3

Hillsborough County Florida

CUSTOMER NAME	ACCOUNT NUMBER	BILL DATE	DUE DATE
PARK PLACE CDD	3640510000	06/23/2020	07/14/2020

Service Address: 14727 CANOPY DR

METER NUMBER	PREVIOUS DATE	PREVIOUS READ	PRESENT DATE	PRESENT READ	CONSUMPTION (IN GALLONS)	READ TYPE	METER DESCRIPTION
78978402	05/18/2020	8678	06/16/2020	8723	4500	ACTUAL	WATER

Service Address Charges

Customer Bill Charge	$4.41
Purchase Water Pass-Thru	$13.19
Water Base Charge	$15.33
Water Usage Charge	$3.38
Sewer Base Charge	$37.08
Sewer Usage Charge	$21.51
Total Service Address Charges	**$94.90**

Summary of Account Charges

Previous Balance	$88.96
Net Payments - Thank You	($88.96)
Total Account Charges	**$94.90**
AMOUNT DUE	**$94.90**

Important Message

The 2019 Water Quality Report is now available online at HCFLGov.net/WaterQualityReport. To request a mailed copy, call (813)246-3146 and leave a message with your name, mailing address, and phone number.

Consumption History x 100 Gallons

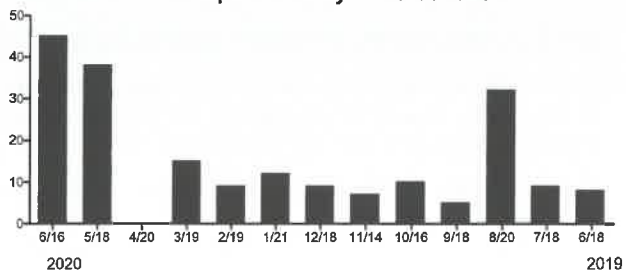

Hillsborough County Florida

Make checks payable to: **BOCC**

ACCOUNT NUMBER: 3640510000

ELECTRONIC PAYMENTS BY CHECK OR

Automated Payment Line: (813) 276 8526
Internet Payments: HCFLGov.net/WaterBill
Additional Information: HCFLGov.net/Water

THANK YOU!

PARK PLACE CDD
2005 PAN AM CIR STE 300
TAMPA FL 33607-6008

1,947

Received
JUN 29 2020

DUE DATE	07/14/2020
AMOUNT DUE	$94.90
AMOUNT PAID	

133

0036405100003 00000094904

Hillsborough County Florida

CUSTOMER NAME	ACCOUNT NUMBER	BILL DATE	DUE DATE
PARK PLACE CDD	4121609190	06/23/2020	07/14/2020

Service Address: 11592 FOUNTAINHEAD

METER NUMBER	PREVIOUS DATE	PREVIOUS READ	PRESENT DATE	PRESENT READ	CONSUMPTION (IN GALLONS)	READ TYPE	METER DESCRIPTION
34034976	05/18/2020	134923	06/16/2020	138262	333900	ACTUAL	RECLAIM

Service Address Charges

Reclaimed Water Usage Charge	$129.76
Total Service Address Charges	**$129.76**

Summary of Account Charges

Previous Balance	$142.82
Net Payments - Thank You	($142.82)
Total Account Charges	**$129.76**
AMOUNT DUE	**$129.76**

Important Message

The 2019 Water Quality Report is now available online at HCFLGov.net/WaterQualityReport. To request a mailed copy, call (813)246-3146 and leave a message with your name, mailing address, and phone number.

Consumption History x 1000 Gallons

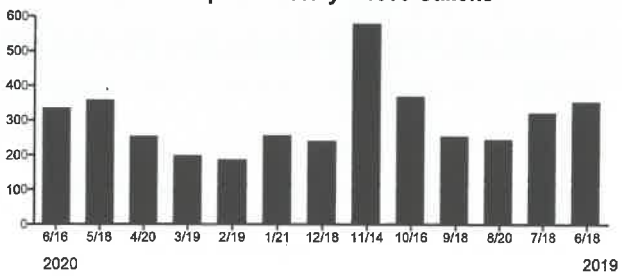

Hillsborough County Florida

Make checks payable to: **BOCC**

ACCOUNT NUMBER: 4121609190

ELECTRONIC PAYMENTS BY CHECK OR

Automated Payment Line: (813) 276 8526
Internet Payments: HCFLGov.net/WaterBill
Additional Information: HCFLGov.net/Water

THANK YOU!

Received
JUN 29 2020
2,190

PARK PLACE CDD
2005 PAN AM CIRCLE, SUITE 300
TAMPA FL 33607-6008

DUE DATE	07/14/2020
AMOUNT DUE	$129.76
AMOUNT PAID	

134

004121609190 4 0000129767

CUSTOMER NAME	ACCOUNT NUMBER	BILL DATE	DUE DATE
PARK PLACE CDD	4439866474	05/22/2020	06/12/2020

Hillsborough County Florida

Service Address: 14658 CANOPY DR

METER NUMBER	PREVIOUS DATE	PREVIOUS READ	PRESENT DATE	PRESENT READ	CONSUMPTION (IN GALLONS)	READ TYPE	METER DESCRIPTION
17561145	04/20/2020	368770	05/18/2020	371516	274600	ACTUAL	RECLAIM

Service Address Charges

Reclaimed Water Usage Charge	$49.90
Total Service Address Charges	**$49.90**

Summary of Account Charges

Previous Balance	$47.21
Net Payments - Thank You	($47.21)
Total Account Charges	**$49.90**
AMOUNT DUE	**$49.90**

Consumption History x 1000 Gallons

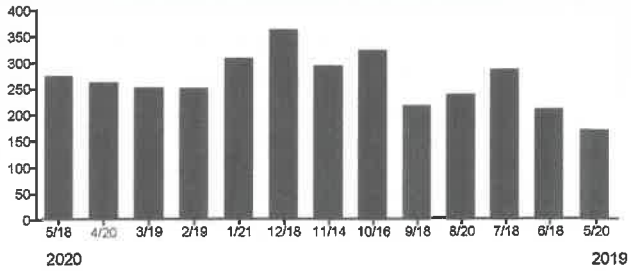

Hillsborough County Florida

Make checks payable to: **BOCC**

ACCOUNT NUMBER: 4439866474

ELECTRONIC PAYMENTS BY CHECK OR

Automated Payment Line: (813) 276 8526
Internet Payments: HCFLGov.net/WaterBill
Additional Information: HCFLGov.net/Water

THANK YOU!

DUE DATE	06/12/2020
AMOUNT DUE	$49.90
AMOUNT PAID	

PARK PLACE CDD
C/O MERITUS
2005 PAN AM CIRCLE SUITE 300
TAMPA FL 33607-6008

2,364

004439866474 6 00000049908

Hillsborough County Florida

CUSTOMER NAME	ACCOUNT NUMBER	BILL DATE	DUE DATE
PARK PLACE CDD	4439866474	06/23/2020	07/14/2020

Service Address: 14658 CANOPY DR

METER NUMBER	PREVIOUS DATE	PREVIOUS READ	PRESENT DATE	PRESENT READ	CONSUMPTION (IN GALLONS)	READ TYPE	METER DESCRIPTION
17561145	05/18/2020	371516	06/16/2020	374172	265600	ACTUAL	RECLAIM

Service Address Charges

Reclaimed Water Usage Charge	$47.92
Total Service Address Charges	**$47.92**

Summary of Account Charges

Previous Balance	$49.90
Net Payments - Thank You	($49.90)
Total Account Charges	**$47.92**
AMOUNT DUE	**$47.92**

Important Message

The 2019 Water Quality Report is now available online at HCFLGov.net/WaterQualityReport. To request a mailed copy, call (813)246-3146 and leave a message with your name, mailing address, and phone number.

Consumption History x 1000 Gallons

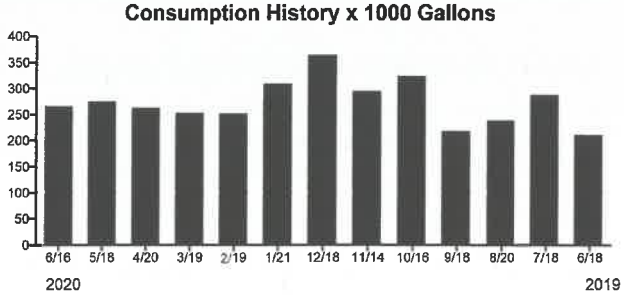

Hillsborough County Florida

Make checks payable to: **BOCC**

ACCOUNT NUMBER: 4439866474

ELECTRONIC PAYMENTS BY CHECK OR

Automated Payment Line: (813) 276 8526
Internet Payments: HCFLGov.net/WaterBill
Additional Information: HCFLGov.net/Water

THANK YOU!

Received
JUN 29 2020
2,358

DUE DATE	07/14/2020
AMOUNT DUE	$47.92
AMOUNT PAID	

PARK PLACE CDD
C/O MERITUS
2005 PAN AM CIRCLE SUITE 300
TAMPA FL 33607-6008

004439866474 6 00000047928

CUSTOMER NAME	ACCOUNT NUMBER	BILL DATE	DUE DATE
PARK PLACE CDD	4478300000	05/22/2020	06/12/2020

Hillsborough County Florida

Service Address: 11648 ECCLESIA DR

S-Page 1 of 1

METER NUMBER	PREVIOUS DATE	PREVIOUS READ	PRESENT DATE	PRESENT READ	CONSUMPTION (IN GALLONS)	READ TYPE	METER DESCRIPTION
61064416	04/20/2020	50118	05/18/2020	59891	977300	ACTUAL	RECLAIM

Service Address Charges

Reclaimed Water Usage Charge	$297.91
Total Service Address Charges	**$297.91**

Summary of Account Charges

Previous Balance	$358.10
Net Payments - Thank You	($358.10)
Total Account Charges	**$297.91**
AMOUNT DUE	**$297.91**

Consumption History x 1000 Gallons

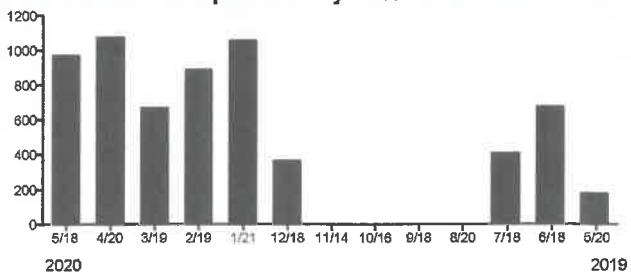

Hillsborough County Florida

Make checks payable to: **BOCC**

ACCOUNT NUMBER: 4478300000

ELECTRONIC PAYMENTS BY CHECK OR

Automated Payment Line: (813) 276 8526
Internet Payments: HCFLGov.net/WaterBill
Additional Information: HCFLGov.net/Water

THANK YOU!

DUE DATE	06/12/2020
AMOUNT DUE	$297.91
AMOUNT PAID	

PARK PLACE CDD
2005 PAN AM CIR STE 300
TAMPA FL 33607-6008

2,389

0044783000001 00000297911

Hillsborough County Florida

CUSTOMER NAME	ACCOUNT NUMBER	BILL DATE	DUE DATE
PARK PLACE CDD	4478300000	06/23/2020	07/14/2020

Service Address: 11648 ECCLESIA DR

S-Page 1 of 1

METER NUMBER	PREVIOUS DATE	PREVIOUS READ	PRESENT DATE	PRESENT READ	CONSUMPTION (IN GALLONS)	READ TYPE	METER DESCRIPTION
61064416	05/18/2020	59891	06/16/2020	69540	964900	ACTUAL	RECLAIM

Service Address Charges

Reclaimed Water Usage Charge	$290.84
Total Service Address Charges	**$290.84**

Summary of Account Charges

Previous Balance	$297.91
Net Payments - Thank You	($297.91)
Total Account Charges	**$290.84**
AMOUNT DUE	**$290.84**

Important Message

The 2019 Water Quality Report is now available online at HCFLGov.net/WaterQualityReport. To request a mailed copy, call (813)246-3146 and leave a message with your name, mailing address, and phone number.

Consumption History x 1000 Gallons

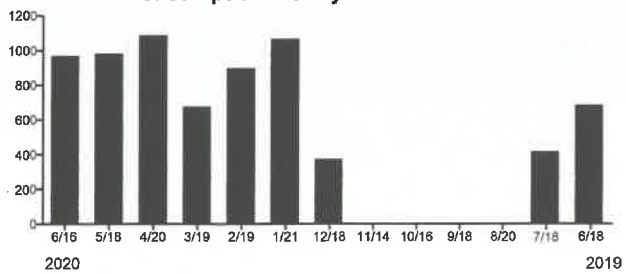

Hillsborough County Florida

Make checks payable to: **BOCC**

ACCOUNT NUMBER: 4478300000

ELECTRONIC PAYMENTS BY CHECK OR

Automated Payment Line: (813) 276 8526
Internet Payments: HCFLGov.net/WaterBill
Additional Information: HCFLGov.net/Water

THANK YOU!

Received
JUN 29 2020

DUE DATE	07/14/2020
AMOUNT DUE	$290.84
AMOUNT PAID	

PARK PLACE CDD
2005 PAN AM CIR STE 300
TAMPA FL 33607-6008

2383

004478300000 1 00000290841

TECO
AN EMERA COMPANY

ACCOUNT INVOICE

peoplesgas.com
tampaelectric.com

Statement Date: 06/04/20
Account: 311000010091

PARK PLACE CDD
2005 PAN AM CIR, STE 300
TAMPA, FL 33607

Current month's charges:	$3,659.84
Total amount due:	$3,659.84
Payment Due By:	06/18/20

Your Account Summary

Previous Amount Due	$3,660.57
Payment(s) Received Since Last Statement	-$3,660.57
Credit balance after payments and credits	$0.00
Current Month's Charges	**$3,659.84**
Total Amount Due	**$3,659.84**

DO NOT PAY. Your account will be drafted on 06/18/20

Things to do:

- ✓ Read new bill carefully
- ✓ Make note of new account number
- ✓ Check out guide on last page
- ✓ Register at tecoaccount.com

Amount not paid by due date may be assessed a late payment charge and an additional deposit.

More options for you.

Visit **tecoaccount.com** to view and pay your bill, manage your information and more, 24/7 from any device.

To ensure prompt credit, please return stub portion of this bill with your payment. Make checks payable to TECO.

TECO
AN EMERA COMPANY

WAYS TO PAY YOUR BILL

mail phone online pay agent

See reverse side for more information

Account: 311000010091

Current month's charges:	$3,659.84
Total amount due:	$3,659.84
Payment Due By:	06/18/20
Amount Enclosed	$_____

700625001269 DO NOT PAY, YOUR ACCOUNT WILL BE DRAFTED ON 06/18/20

Receiver
JUN 10 2020

PARK PLACE CDD
2005 PAN AM CIR, STE 300
TAMPA, FL 33607-6008

MAIL PAYMENT TO
TECO
P.O. BOX 31318
TAMPA, FL 33631-3318

700625001269 DO NOT PAY, YOUR ACCOUNT WILL BE DRAFTED ON 06/18/20

00000036-0000382-Page 3 of 20

TECO
AN EMERA COMPANY

Thank you for rating us **"Highest in Customer Satisfaction among Midsize Residential Natural Gas Service in the South"** seven years in a row.
For J.D. Power award information, visit jdpower.com/awards

Contact Information

Residential Customer Care
813-223-0800 (Hillsborough County)
863-299-0800 (Polk County)
888-223-0800 (All other counties)

Commercial Customer Care
866-832-6249

Hearing Impaired/TTY
711

Natural Gas Outages
877-832-6747

Power Outages
877-588-1010

Electric Energy-Saving Programs
813-275-3909

Natural Gas Energy Conservation Rebates
877-832-6747

Mail Payments to
TECO
P.O. Box 31318
Tampa, FL 33631-3318

All Other Correspondence
Peoples Gas/Tampa Electric
P.O. Box 111
Tampa, FL 33601-0111

00000036-0000382-Page 4 of 20

Your payment options are:

- Schedule free one-time or recurring payments at **tecoaccount.com** using a checking or savings account.
- Mail your payment in the enclosed envelope. Please allow sufficient time for delivery.
- Pay in person at an authorized Western Union payment location, which can be found at **peoplesgas.com** or **tampaelectric.com.**
- Pay by credit card using KUBRA EZ-PAY at **tecoaccount.com** or by calling **866-689-6469**.
  (A convenience fee will be charged to your bank account or credit card.)

When making your payment, please have your bill or account number available.

Please note: If you choose to pay your bill at a location not listed on our website or provided by Peoples Gas or Tampa Electric, you are paying someone who is not authorized to act as a payment agent of Peoples Gas or Tampa Electric. You bear the risk that this unauthorized party will not relay the payment to Peoples Gas and/or Tampa Electric and do so in a timely fashion. Peoples Gas and Tampa Electric are not responsible for payments made to unauthorized agents, including their failure to deliver or timely deliver the payment to us. Such failures may result in late payment charges to your account or service disconnection.

Por favor, visite **peoplesgas.com** o **tampaelectric.com** para ver esta información en español.

TECO
AN EMERA COMPANY

Billed Individual Accounts

ACCOUNT NAME	ACCOUNT NUMBER	ADDRESS	AMOUNT
PARK PLACE CDD	211007038386	11742 CITRUS PARK DR TAMPA, FL 33626-0000	$24.54
MANDOLIN HOA	211015021994	NOELL PURCELL D&F, PH 1 TAMPA, FL 33625-0000	$938.69
MANDOLIN HOA	211015022109	CITRUS PARK BL MARINET DR TAMPA, FL 33625-0000	$1631.15
PARK PLACE CDD	211015022232	MANDOLIN PHASE 2A TAMPA, FL 33625-0000	$257.89
PARK PLACE CDD	211015022349	MANDOLIN PHASE 3 TAMPA, FL 33625-0000	$227.57
PARK PLACE CDD	211015022463	MANDOLIN PHASE 2B TAMPA, FL 33625-0000	$341.57
PARK PLACE CDD	211015022745	14719 BRICK PL TAMPA, FL 33626-0000	$36.94
PARK PLACE CDD	211015022836	14729 CANOPY DR TAMPA, FL 33626-3356	$30.46
PARK PLACE CDD	211015022968	14662 CANOPY DR TAMPA, FL 33626-3348	$28.43
PARK PLACE CDD	211015023099	11513 SPLENDID LN TAMPA, FL 33626-3366	$42.13
PARK PLACE CDD	211015023214	14691 COTSWOLDS DR LGT TAMPA, FL 33626-0000	$39.72
PARK PLACE CDD	211015023339	11562 FOUNTAINHEAD DR TAMPA, FL 33626-3321	$26.21
PARK PLACE CDD	211015023446	14572 COTSWOLDS DR TAMPA, FL 33626-0000	$34.54

TECO
TAMPA ELECTRIC
AN EMERA COMPANY

ACCOUNT INVOICE

tampaelectric.com

Account: **211007038386**
Statement Date: 06/01/20

Details of Charges – Service from 04/21/20 to 05/19/20

Service for: 11742 CITRUS PARK DR, TAMPA, FL 33626-0000

Rate Schedule: General Service - Non Demand

00000036-0000383-Page 6 of 20

Meter Number	Read Date	Current Reading	-	Previous Reading	=	Total Used	Multiplier	Billing Period
1000265066	05/19/20	674		609		65 kWh	1	29 Days

Basic Service Charge		$18.06	
Energy Charge	65 kWh @ $0.06010/kWh	$3.91	
Fuel Charge	65 kWh @ $0.03016/kWh	$1.96	
Florida Gross Receipt Tax		$0.61	
Electric Service Cost			**$24.54**
Current Month's Electric Charges			**$24.54**

Tampa Electric Usage History

Kilowatt-Hours Per Day (Average)

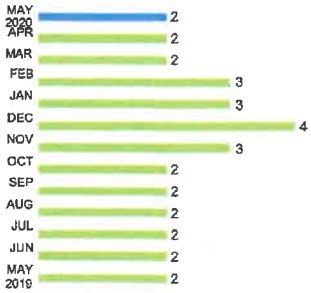

Billing information continues on next page

TECO
TAMPA ELECTRIC
AN EMERA COMPANY

ACCOUNT INVOICE

tampaelectric.com

Account: **211015021994**
Statement Date: 06/01/20

00000036-0000384-Page 7 of 20

Details of Charges – Service from 04/21/20 to 05/19/20

Service for: NOELL PURCELL D&F, PH 1, TAMPA, FL 33625-0000 **Rate Schedule: Lighting Service**

Lighting Service Items LS-1 (Bright Choices) for 29 days			
Lighting Energy Charge	1695 kWh @ $0.02871/kWh	$48.66	
Fixture & Maintenance Charge	22 Fixtures	$310.58	
Lighting Pole / Wire	22 Poles	$526.24	
Lighting Fuel Charge	1695 kWh @ $0.02989/kWh	$50.66	
Florida Gross Receipt Tax		$2.55	
Lighting Charges			**$938.69**
Current Month's Electric Charges			**$938.69**

Billing information continues on next page

TECO
TAMPA ELECTRIC
AN EMERA COMPANY

ACCOUNT INVOICE

tampaelectric.com

Account: **211015022109**
Statement Date: 06/01/20

Details of Charges – Service from 04/21/20 to 05/19/20

Service for: CITRUS PARK BL MARINET DR, TAMPA, FL 33625-0000 **Rate Schedule: Lighting Service**

00000096-0000384-Page 8 of 20

Lighting Service Items LS-1 (Bright Choices) for 29 days			
Lighting Energy Charge	1340 kWh @ $0.02871/kWh	$38.47	
Fixture & Maintenance Charge	43 Fixtures	$625.63	
Lighting Pole / Wire	43 Poles	$924.99	
Lighting Fuel Charge	1340 kWh @ $0.02989/kWh	$40.05	
Florida Gross Receipt Tax		$2.01	
Lighting Charges			**$1,631.15**
Current Month's Electric Charges			**$1,631.15**

Billing information continues on next page

TECO
TAMPA ELECTRIC
AN EMERA COMPANY

ACCOUNT INVOICE

tampaelectric.com

Account: **211015022232**
Statement Date: 06/01/20

00000036-0000385-Page 9 of 20

Details of Charges – Service from 04/21/20 to 05/19/20

Service for: MANDOLIN PHASE 2A, TAMPA, FL 33625-0000 **Rate Schedule: Lighting Service**

Lighting Service Items LS-1 (Bright Choices) for 29 days			
Lighting Energy Charge	183 kWh @ $0.02871/kWh	$5.25	
Fixture & Maintenance Charge	7 Fixtures	$96.19	
Lighting Pole / Wire	7 Poles	$150.71	
Lighting Fuel Charge	183 kWh @ $0.02989/kWh	$5.47	
Florida Gross Receipt Tax		$0.27	
Lighting Charges			**$257.89**
Current Month's Electric Charges			**$257.89**

Billing information continues on next page

TECO
TAMPA ELECTRIC
AN EMERA COMPANY

ACCOUNT INVOICE

tampaelectric.com

Account: **211015022349**
Statement Date: 06/01/20

Details of Charges – Service from 04/21/20 to 05/19/20

Service for: MANDOLIN PHASE 3, TAMPA, FL 33625-0000 **Rate Schedule: Lighting Service**

00000036-0000385-Page 10 of 20

Lighting Service Items LS-1 (Bright Choices) for 29 days			
Lighting Energy Charge	234 kWh @ $0.02871/kWh	$6.72	
Fixture & Maintenance Charge	6 Fixtures	$84.33	
Lighting Pole / Wire	6 Poles	$129.18	
Lighting Fuel Charge	234 kWh @ $0.02989/kWh	$6.99	
Florida Gross Receipt Tax		$0.35	
Lighting Charges			**$227.57**
Current Month's Electric Charges			**$227.57**

Billing information continues on next page

TECO
TAMPA ELECTRIC
AN EMERA COMPANY

ACCOUNT INVOICE

tampaelectric.com

Account: **211015022463**
Statement Date: 06/01/20

Details of Charges – Service from 04/21/20 to 05/19/20

Service for: MANDOLIN PHASE 2B, TAMPA, FL 33625-0000

Rate Schedule: Lighting Service

00000036-0000386-Page 11 of 20

Lighting Service Items LS-1 (Bright Choices) for 29 days			
Lighting Energy Charge	276 kWh @ $0.02871/kWh	$7.92	
Fixture & Maintenance Charge	9 Fixtures	$131.22	
Lighting Pole / Wire	9 Poles	$193.77	
Lighting Fuel Charge	276 kWh @ $0.02989/kWh	$8.25	
Florida Gross Receipt Tax		$0.41	
Lighting Charges			**$341.57**
Current Month's Electric Charges			**$341.57**

Billing information continues on next page

TECO. TAMPA ELECTRIC AN EMERA COMPANY

ACCOUNT INVOICE

tampaelectric.com

Account: **211015022745**
Statement Date: 06/01/20

Details of Charges – Service from 04/24/20 to 05/21/20

Service for: 14719 BRICK PL, TAMPA, FL 33626-0000

Rate Schedule: General Service - Non Demand

00000036-0000386-Page 12 of 20

Meter Number	Read Date	Current Reading	-	Previous Reading	=	Total Used	Multiplier	Billing Period
1000152133	05/21/20	16,057		15,858		199 kWh	1	28 Days

Basic Service Charge		$18.06
Energy Charge	199 kWh @ $0.06010/kWh	$11.96
Fuel Charge	199 kWh @ $0.03016/kWh	$6.00
Florida Gross Receipt Tax		$0.92
Electric Service Cost		**$36.94**
Current Month's Electric Charges		**$36.94**

Tampa Electric Usage History

Kilowatt-Hours Per Day (Average)

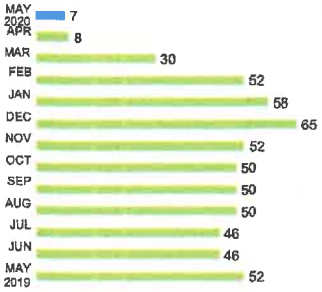

Billing information continues on next page

TECO
TAMPA ELECTRIC
AN EMERA COMPANY

ACCOUNT INVOICE

tampaelectric.com

Account: **211015022836**
Statement Date: 06/01/20

00000036-0000387-Page 13 of 20

Details of Charges – Service from 04/23/20 to 05/21/20

Service for: 14729 CANOPY DR, TAMPA, FL 33626-3356

Rate Schedule: General Service - Non Demand

Meter Number	Read Date	Current Reading	-	Previous Reading	=	Total Used	Multiplier	Billing Period
1000206733	05/21/20	1,689		1,560		129 kWh	1	29 Days

Basic Service Charge		$18.06	
Energy Charge	129 kWh @ $0.06010/kWh	$7.75	
Fuel Charge	129 kWh @ $0.03016/kWh	$3.89	
Florida Gross Receipt Tax		$0.76	
Electric Service Cost			**$30.46**
Current Month's Electric Charges			**$30.46**

Tampa Electric Usage History

Kilowatt-Hours Per Day (Average)

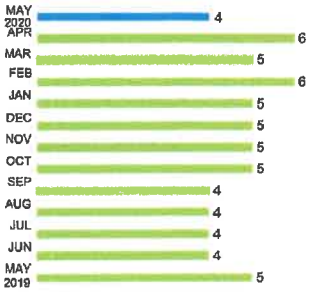

Billing information continues on next page

TECO
TAMPA ELECTRIC
AN EMERA COMPANY

ACCOUNT INVOICE

tampaelectric.com

Account: **211015022968**
Statement Date: 06/01/20

Details of Charges – Service from 04/23/20 to 05/21/20

Service for: 14662 CANOPY DR, TAMPA, FL 33626-3348

Rate Schedule: General Service - Non Demand

Meter Location: Area Light

Meter Number	Read Date	Current Reading	-	Previous Reading	=	Total Used	Multiplier	Billing Period
1000198591	05/21/20	1,169		1,062		107 kWh	1	29 Days

Basic Service Charge		$18.06
Energy Charge	107 kWh @ $0.06010/kWh	$6.43
Fuel Charge	107 kWh @ $0.03016/kWh	$3.23
Florida Gross Receipt Tax		$0.71
Electric Service Cost		**$28.43**
Current Month's Electric Charges		**$28.43**

Tampa Electric Usage History

Kilowatt-Hours Per Day (Average)

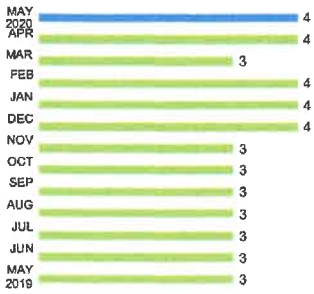

Billing information continues on next page

00000036-0000387-Page 14 of 20

TECO
TAMPA ELECTRIC
AN EMERA COMPANY

ACCOUNT INVOICE

tampaelectric.com

Account: **211015023099**
Statement Date: 06/01/20

Details of Charges – Service from 04/23/20 to 05/21/20

Service for: 11513 SPLENDID LN, TAMPA, FL 33626-3366

Rate Schedule: General Service - Non Demand

00000036-0000388-Page 15 of 20

Meter Number	Read Date	Current Reading	-	Previous Reading	=	Total Used	Multiplier	Billing Period
1000198613	05/21/20	3,248		2,993		255 kWh	1	29 Days

Basic Service Charge		$18.06	
Energy Charge	255 kWh @ $0.06010/kWh	$15.33	
Fuel Charge	255 kWh @ $0.03016/kWh	$7.69	
Florida Gross Receipt Tax		$1.05	
Electric Service Cost			**$42.13**
Current Month's Electric Charges			**$42.13**

Tampa Electric Usage History

Kilowatt-Hours Per Day (Average)

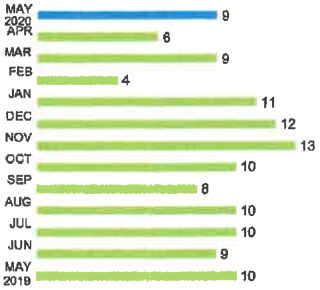

Billing information continues on next page

TECO. TAMPA ELECTRIC AN EMERA COMPANY

ACCOUNT INVOICE

tampaelectric.com

Account: **211015023214**
Statement Date: 06/01/20

Details of Charges – Service from 04/23/20 to 05/21/20

Service for: 14691 COTSWOLDS DR LGT, TAMPA, FL 33626-0000

Rate Schedule: General Service - Non Demand

Meter Number	Read Date	Current Reading	-	Previous Reading	=	Total Used	Multiplier	Billing Period
1000180482	05/21/20	3,294		3,065		229 kWh	1	29 Days

Basic Service Charge		$18.06	
Energy Charge	229 kWh @ $0.06010/kWh	$13.76	
Fuel Charge	229 kWh @ $0.03016/kWh	$6.91	
Florida Gross Receipt Tax		$0.99	
Electric Service Cost			**$39.72**
Current Month's Electric Charges			**$39.72**

Tampa Electric Usage History

Kilowatt-Hours Per Day (Average)

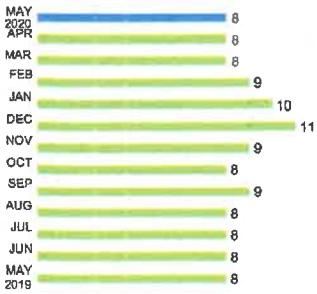

Billing information continues on next page

TECO. TAMPA ELECTRIC AN EMERA COMPANY

ACCOUNT INVOICE

tampaelectric.com

Account: **211015023339**
Statement Date: 06/01/20

Details of Charges – Service from 04/23/20 to 05/21/20

Service for: 11562 FOUNTAINHEAD DR, TAMPA, FL 33626-3321

Rate Schedule: General Service - Non Demand

Meter Location: PUMP/LIFT STATION

Meter Number	Read Date	Current Reading	-	Previous Reading	=	Total Used	Multiplier	Billing Period
1000181268	05/21/20	1,173		1,090		83 kWh	1	29 Days

Basic Service Charge		$18.06
Energy Charge	83 kWh @ $0.06010/kWh	$4.99
Fuel Charge	83 kWh @ $0.03016/kWh	$2.50
Florida Gross Receipt Tax		$0.66
Electric Service Cost		**$26.21**
Current Month's Electric Charges		**$26.21**

Tampa Electric Usage History

Kilowatt-Hours Per Day (Average)

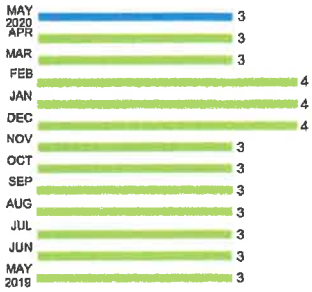

Billing information continues on next page

TECO
TAMPA ELECTRIC
AN EMERA COMPANY

ACCOUNT INVOICE

tampaelectric.com

Account: **211015023446**
Statement Date: 06/01/20

Details of Charges – Service from 04/23/20 to 05/21/20

Service for: 14572 COTSWOLDS DR, TAMPA, FL 33626-0000

Rate Schedule: General Service - Non Demand

Meter Location: PUMP/LIFT STATION

Meter Number	Read Date	Current Reading	-	Previous Reading	=	Total Used	Multiplier	Billing Period
1000180490	05/21/20	2,484		2,311		173 kWh	1	29 Days

Basic Service Charge		$18.06	
Energy Charge	173 kWh @ $0.06010/kWh	$10.40	
Fuel Charge	173 kWh @ $0.03016/kWh	$5.22	
Florida Gross Receipt Tax		$0.86	
Electric Service Cost			**$34.54**
Current Month's Electric Charges			**$34.54**
Total Current Month's Charges			**$3,659.84**

Tampa Electric Usage History

Kilowatt-Hours Per Day (Average)

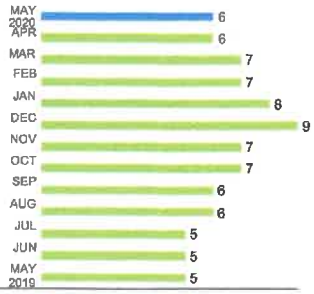

Important Messages

We've noticed that you have been paying your bill electronically lately. To help cut down on clutter and waste, we are no longer including a remittance envelope with your bill. Should you want to mail in your payment, you can request a payment envelope by calling 813-223-0800 or simply use a regular envelope and address it to Tampa Electric Company P.O. Box 31318, Tampa, Florida 33631-3318.

00000036-0000393-Page 18 of 20

Understanding Your Charges

Average kWh per day – The average amount of electricity purchased per day.

Basic Service Charge/Customer Charge – A fixed monthly amount to cover the cost of providing service to your location. These charges are billed monthly regardless if any service is used.

Bright Choices℠ – The number of light fixtures and/or poles leased from Tampa Electric, and associated fees and charges.

BTU – British thermal unit – a unit of heat measurement.

Budget Billing – Optional plan averages your home's last 12 monthly billing periods so you pay the same amount for your service each month.

Buried Piping Notification – Federal regulations require that Peoples Gas notify our customers who own buried piping of the following: 1) When excavating near buried gas piping, the piping should be located in advance; 2) The gas supplier does not own or maintain the customer's buried piping; 3) Buried piping that is not maintained may be subject to corrosion and/ or leakage. Buried piping should be inspected periodically and any unsafe conditions repaired. Licensed plumbers, heating and air conditioning contractors, or Peoples Gas can conduct inspections.

Conversion Factor – This factor is used to adjust for variations from standard delivery pressure and standard delivery temperature where applicable.

Distribution Charge – Covers the costs of moving gas from its source to your premise, other than the cost of gas itself.

Energy Charge – The cost (except fuel) of producing and delivering the electricity you purchased, including conservation, environmental and capacity cost recovery charges.

Estimated – If Tampa Electric was unable to read your meter, "ESTIMATED" will appear. Your meter will be read next month, and any difference will be adjusted accordingly.

Florida Gross Receipts Tax – A tax is imposed on gross receipts from utility services that are delivered to retail customers in Florida, in accordance with Chapter 203 of the Florida Statutes. Utility companies collect the tax from all customers, unless exempt, and remit to the state.

Florida State Tax – A tax imposed on every person who engages in the business of selling or renting tangible personal property at retail in the state, in accordance with Chapter 212 of the Florida Statutes.

Franchise Fee – A fee levied by a municipality for the right to utilize public property for the purpose of providing natural gas and electric service. The fee is collected by Peoples Gas and Tampa Electric and paid to the municipality.

Fuel Charge – Cost of fuel used to produce electricity you purchased. Fuel costs are passed through from fuel suppliers to our customers with no markup or profit to Tampa Electric.

Kilowatt-Hours (kWh) – The basic measurement of electric energy use.

Late Payment Charge – For past due amounts more than $10, the late payment charge is the greater of $5 or 1.5% of the past due amount. For past due amounts of $10 or less, the late payment charge is 1.5% of the past due amount.

Main Extension Charge – A flat monthly fee to recover the cost of extending mains to a particular area when the cost exceeds the maximum allowable construction cost.

Measured Volume – Your natural gas usage in CCF (one hundred cubic feet) or MCF (one thousand cubic feet). These are the standard units of gas measurement.

Municipal Public Service Tax – Many municipalities levy a tax on the natural gas and electricity you use. It is collected by Peoples Gas and Tampa Electric and paid to the municipality.

PGA Charge – Purchased Gas Adjustment – the cost of gas purchased for you by Peoples Gas and delivered to your premises.

Past Due – Previous charges that are past due are subject to a late payment charge fee and may result in disconnection.

Rate Schedule – The amount (rate) you pay depends on your customer category. The cost of providing service varies with the customer group.

Share – A program co-sponsored by Peoples Gas and Tampa Electric and the Salvation Army for customers to help pay the energy bills of customers in need one time or monthly on your bill. Your contribution is tax deductible and is matched by Peoples Gas and Tampa Electric.

Sun Select℠ – The cost of producing energy you purchased from dedicated solar generation facilities. You pay no fuel charge for the Sun Select portion of your bill.

Sun to Go℠ – The amount of electricity purchased from solar generating sources serving the Sun to Go program, which provides optional renewable energy purchases in 200 kWh blocks.

Swing Charge – Covers the costs that are incurred by Peoples Gas to balance the difference between a customer's actual daily usage and the gas delivered by your gas supplier (pool manager).

Therm – A unit of heat equal to one hundred thousand (100,000) BTUs.

Total Amount Due – This month's charges will be past due after the date shown. THIS DATE DOES NOT EXTEND THE DATE ON ANY PREVIOUS BALANCE. It's important that you pay your bill before this date to avoid interruption of service.

Zap Cap Systems® – Surge protection for your home or business sold separately as a non-energy charge.

For more information about your bill, please visit **peoplesgas.com** or **tampaelectric.com**.

00000096-0000390-Page 20 of 20

Spearem Enterprises, LLC
18865 state rd 54 ste 122
land o lakes, FL 33558
(727) 237-2316
spearem.jmb@gmail.com

INVOICE

BILL TO
Park Place CDD
Meritus
2005 Pan Am Circle, Suite 120
Tampa , FL 33607

INVOICE # 4261
DATE 06/28/2020
DUE DATE 07/08/2020
TERMS Due on receipt

BY

DESCRIPTION	QTY	RATE	AMOUNT
Labor 5-25-2020: Highland Park Playground: Clean/Disinfect restrooms, blow off playground/amenity, pickup trash in and around amenity. Replace trash can liners. Restock hand soap , toilet paper and iinfant changing pads.	1	60.00	60.00
Labor 6-1--2020: Highland Park Playground: Clean/Disinfect restrooms, blow off playground/amenity, pickup trash in and around amenity. Replace trash can liners. Restock hand soap , toilet paper and infant changing pads.	1	60.00	60.00
Labor 6-8-2020 Highland Park Playground: Clean/Disinfect restrooms, blow off playground/amenity, pickup trash in and around amenity. Replace trash can liners. Restock hand soap , toilet paper and infant changing pads.	1	60.00	60.00
Labor 6-15-2020: Highland Park Playground: Clean/Disinfect restrooms, blow off playground/amenity, pickup trash in and around amenity. Replace trash can liners. Restock hand soap , toilet paper and infant changing pads.	1	60.00	60.00
			0.00
Material Hand Soap, Toilet Paper, Trash Can liners, Koala Infant changing pads please note this cost typically goes up to more resdents using facilities.	1	25.00	25.00
Labor Extra Commercial,Park Can being taking care of by Spearem., weekly basis.....	1	35.00	35.00

57209
46123

BALANCE DUE	**$300.00**

Cypress Creek Aquatics, Inc.
12231 Main St Unit 1196
San Antonio, FL 33576

Invoice

Date	Invoice #
6/3/2020	1039

Bill To	Ship To
Park Place CDD c/o Meritus Corp 2005 Pan Am Circle, Suite 300 Tampa, FL 33607	

P.O. Number	Terms	Project
	Due on receipt	Lake Dagny Ct. Removal

Quantity	Item Code	Description	Price Each	Amount
	General Service	Scope: Structure S-2 Flush cut and remove tree obstructing flow, clean off out flow structure, scrape sides around structure, treat tree stump with herbicide. Structure S-1 clean leaves and vegetation from around mouth of outflow, clean off structure, load and haul off debris. 4605 53907	810.00	810.00

Total $810.00

FLA Pools, Inc.
1212 N Parsons Avenue
Brandon, FL 33510

Invoice

Date	Invoice #
6/5/2020	01082670

Bill To Park
Highlands ~~Community Water~~fall 14755 Canopy Dr. Tampa, FL 33626 Park place

P.O. No.	Terms	Due Date
		6/5/2020

Description	Amount
Waterfall: Down Payment Leak Detection Grind out existing interior plaster/concrete surface Basecrete/waterproff existing shell Bondcoat shell Install concrete/plaster finish on shell interior Repair broken vacuum line Reinstall existing light niche Pd 4605 53904	2,897.00

Total	$2,897.00
Payments/Credits	$0.00
Balance Due	$2,897.00

Please make checks payable to: FLA Pools, Inc.
Mail or Drop off: 1212 N Parsons Ave, Brandon, FL 33510

If paying by debit or credit card, call 813-839-7665 or stop by our retail store and office at 1212 N Parsons Ave.

Phone #	E-mail	Web Site
813-839-7665	service@flapools.com	www.flapools.com

Spearem Enterprises, LLC
18865 state rd 54 ste 122
land o lakes, FL 33558
(727) 237-2316
spearem.jmb@gmail.com

INVOICE

BILL TO
Park Place CDD
Meritus
2005 Pan Am Circle, Suite 120
Tampa , FL 33607

INVOICE # 4240
DATE 06/03/2020
DUE DATE 06/18/2020
TERMS Net 15

DESCRIPTION	QTY	RATE	AMOUNT
Labor Fountain: Pumped Out, Dry Out,, Scarpe all algae, debris and disintegrated marcite.	1	250.00	250.00

BALANCE DUE **$250.00**

It is anticipated that permits will not be required for the above work, and if required, the associated
costs will be added to the price stated below. Any existing
conditions that are not reasonably discoverable prior to the job start date, which in anyway interferes with the safe and satisfactory completion of this job, will be corrected by an additional work order and estimate for approval prior to resuming job. Spearem Enterprises, LLC is not responsible for any delays in performance of service that are due in full or in part to circumstances beyond our control. Spearem Enterprises, LLC is not responsible for damage, personal or property damage by others at the job site.
Whether actual or consequential, or any claim
arising out of or relating to "Acts of God".
Job will Commence within 30 days of receiving signed, approved proposal-weather permitting.

YELLOWSTONE
LANDSCAPE

INVOICE

INVOICE #	INVOICE DATE
TM 115709	5/28/2020
TERMS	**PO NUMBER**
Net 30	

Bill To:

Park Place CDD
c/o Meritus
c/o Meritus Communities
2005 Pan Am Circle, Suite 300
Tampa, FL 33607

Remit To:

Yellowstone Landscape
PO Box 101017
Atlanta, GA 30392-1017

Property Name: Park Place CDD

Invoice Due Date: June 27, 2020
Invoice Amount: $1,793.00

Description	Current Amount
Jasmine bed replenishment- front of 14755 Canopy Drive	
Plant Installation	$1,793.00

53904

4555

Invoice Total **$1,793.00**

Excellence
IN COMMERCIAL LANDSCAPING

Should you have any questions or inquiries please call (386) 437-6211.

YELLOWSTONE LANDSCAPE

Proposal #64202
Date: 05/19/2020
From: Timothy Bowersox

Proposal For

Meritus
c/o Meritus Communities
2005 Pan Am Circle, Suite 300
Tampa, FL 33607

main:
mobile:

Location

11740 Casa Lago Ln
Westchase, FL 33607

Property Name: Park Place CDD

Jasmine bed replenishment- front of 14755 Canopy Drive

Terms: Net 30

Install new Jasmine in corner beds and bed in front of 14755 Canopy Drive.

DESCRIPTION	QUANTITY	UNIT PRICE	AMOUNT
General Labor	1.00	$898.65	$898.65
Jasmine minima 1 gal.	159.00	$5.63	$894.38

Client Notes

SUBTOTAL	$1,793.03
SALES TAX	$0.00
TOTAL	$1,793.03

Signature

x

Signature above authorizes Yellowstone Landscape to perform work as described above and verifies that the prices and specifications are hereby accepted. All overdue balances will be charge a 1.5% a month, 18% annual percentage rate.
Limited Warranty: All plant material is under a limited warranty for one year. Transplanted plant material and/or plant material that dies due to conditions out of Yellowstone Landscape's control (i.e. Acts of God, vandalism, inadequate irrigation due to water restrictions, etc.) shall not be included in the warranty.

Contact

Print Name: _____

Title: _____

Date: _____

Assigned To

Timothy Bowersox
Office:
tbowersox@yellowstonelandscape.com

YELLOWSTONE LANDSCAPE

INVOICE

INVOICE #	INVOICE DATE
TM 115710	5/28/2020
TERMS	**PO NUMBER**
Net 30	

Bill To:

Park Place CDD
c/o Meritus
c/o Meritus Communities
2005 Pan Am Circle, Suite 300
Tampa, FL 33607

Property Name: Park Place CDD

Remit To:

Yellowstone Landscape
PO Box 101017
Atlanta, GA 30392-1017

Invoice Due Date: June 27, 2020
Invoice Amount: $183.30

Description	Current Amount
Service Repair	
Added Drip Tubing For new plants.	
Irrigation Repairs	$183.30

BY

Invoice Total **$183.30**

534.4
4587

Excellence IN COMMERCIAL LANDSCAPING

Should you have any questions or inquiries please call (386) 437-6211.

YELLOWSTONE
LANDSCAPE

Proposal #66771
Date: 05/28/2020
From: Richard Whitcomb

Proposal For

Meritus
c/o Meritus Communities
2005 Pan Am Circle, Suite 300
Tampa, FL 33607

main:
mobile:

Location

11740 Casa Lago Ln
Westchase, FL 33607

Property Name: Park Place CDD

Service Repair

Terms: Net 30

DESCRIPTION	QUANTITY	UNIT PRICE	AMOUNT
Irrigation Labor	2.00	$59.15	$118.30
1/2" Drip Tubing	100.00	$0.65	$65.00

Client Notes
Added Drip Tubing For new plants.

SUBTOTAL	$183.30
SALES TAX	$0.00
TOTAL	$183.30

Signature

x

Signature above authorizes Yellowstone Landscape to perform work as described above and verifies that the prices and specifications are hereby accepted. All overdue balances will be charge a 1.5% a month, 18% annual percentage rate.
Limited Warranty: All plant material is under a limited warranty for one year. Transplanted plant material and/or plant material that dies due to conditions out of Yellowstone Landscape's control (i.e. Acts of God, vandalism, inadequate irrigation due to water restrictions, etc.) shall not be included in the warranty.

Contact

Print Name: _____

Title: _____

Date: _____

Assigned To

Richard Whitcomb
Office:
rwhitcomb@yellowstonelandscape.com

YELLOWSTONE
LANDSCAPE

INVOICE

INVOICE #	INVOICE DATE
TM 120403	6/8/2020
TERMS	**PO NUMBER**
Net 30	

Bill To:

Park Place CDD
c/o Meritus
c/o Meritus Communities
2005 Pan Am Circle, Suite 300
Tampa, FL 33607

Remit To:

Yellowstone Landscape
PO Box 101017
Atlanta, GA 30392-1017

Property Name: Park Place CDD

Invoice Due Date: July 8, 2020
Invoice Amount: $303.68

Description	Current Amount
Main Line Repair Repaired main line along Race track road. Irrigation Repairs	$303.68

53404
4507

Invoice Total **$303.68**

Excellence
IN COMMERCIAL LANDSCAPING

Should you have any questions or inquiries please call (386) 437-6211.

Yellowstone Landscape | Post Office Box 849 | Bunnell FL 32110 | Tel 386.437.6211 | Fax 386.437.1286

YELLOWSTONE LANDSCAPE

Proposal #67332
Date: 06/01/2020
From: Richard Whitcomb

Proposal For

Meritus
c/o Meritus Communities
2005 Pan Am Circle, Suite 300
Tampa, FL 33607

main:
mobile:

Location

11740 Casa Lago Ln
Westchase, FL 33607

Property Name: Park Place CDD

Main Line Repair

Terms: Net 30

DESCRIPTION	QUANTITY	UNIT PRICE	AMOUNT
Irrigation Labor	5.00	$59.15	$295.75
2" X 11/2" Male adapter	1.00	$2.58	$2.58
11/2" Coupling	2.00	$1.55	$3.10
11/2> PVC Pipe	2.00	$1.13	$2.25

Client Notes
Repaired main line along Race track road.

SUBTOTAL	$303.68
SALES TAX	$0.00
TOTAL	$303.68

Signature

x

Signature above authorizes Yellowstone Landscape to perform work as described above and verifies that the prices and specifications are hereby accepted. All overdue balances will be charge a 1.5% a month, 18% annual percentage rate.
Limited Warranty: All plant material is under a limited warranty for one year. Transplanted plant material and/or plant material that dies due to conditions out of Yellowstone Landscape's control (i.e. Acts of God, vandalism, inadequate irrigation due to water restrictions, etc.) shall not be included in the warranty.

YELLOWSTONE
LANDSCAPE

INVOICE

INVOICE #	INVOICE DATE
TM 120404	6/8/2020
TERMS	**PO NUMBER**
Net 30	

Bill To:

Park Place CDD
c/o Meritus
c/o Meritus Communities
2005 Pan Am Circle, Suite 300
Tampa, FL 33607

Remit To:

Yellowstone Landscape
PO Box 101017
Atlanta, GA 30392-1017

Property Name: Park Place CDD

Invoice Due Date: July 8, 2020
Invoice Amount: $81.80

Description	Current Amount
Service Repair Replaced 1 spray nozzle at 8414 Laurenol Place and 7940 Pine changed broken rotor head. Irrigation Repairs	$81.80

53907
BY 4587

Invoice Total **$81.80**

Excellence
IN COMMERCIAL LANDSCAPING

Should you have any questions or inquiries please call (386) 437-6211.

YELLOWSTONE LANDSCAPE

Proposal #67333
Date: 06/01/2020
From: Richard Whitcomb

Proposal For

Meritus
c/o Meritus Communities
2005 Pan Am Circle, Suite 300
Tampa, FL 33607

main:
mobile:

Location

11740 Casa Lago Ln
Westchase, FL 33607

Property Name: Park Place CDD

Service Repair

Terms: Net 30

DESCRIPTION	QUANTITY	UNIT PRICE	AMOUNT
Irrigation Labor	1.00	$59.15	$59.15
15 H Spray Nozzle	1.00	$1.70	$1.70
4" Rotor Head	1.00	$20.00	$20.00
1/2" Threaded Coupling	1.00	$0.95	$0.95

Client Notes
Replaced 1 spray nozzle at 8414 Laurenol Place and 7940 Pine changed broken rotor head.

SUBTOTAL	$81.80
SALES TAX	$0.00
TOTAL	$81.80

Signature

x

Signature above authorizes Yellowstone Landscape to perform work as described above and verifies that the prices and specifications are hereby accepted. All overdue balances will be charge a 1.5% a month, 18% annual percentage rate.
Limited Warranty: All plant material is under a limited warranty for one year. Transplanted plant material and/or plant material that dies due to conditions out of Yellowstone Landscape's control (i.e. Acts of God, vandalism, inadequate irrigation due to water restrictions, etc.) shall not be included in the warranty.

YELLOWSTONE LANDSCAPE

INVOICE

INVOICE #	INVOICE DATE
TM 122270	6/16/2020
TERMS	**PO NUMBER**
Net 30	

Bill To:

Park Place CDD
c/o Meritus
c/o Meritus Communities
2005 Pan Am Circle, Suite 300
Tampa, FL 33607

Remit To:

Yellowstone Landscape
PO Box 101017
Atlanta, GA 30392-1017

Property Name: Park Place CDD

Invoice Due Date: July 16, 2020
Invoice Amount: $354.85

Description	Current Amount
June Irrigation Inspection Repair Wet check fountain park system and clubhouse system replaced 8 spray heads 11 spray nozzles and capped off 2 -1/2" riser pipes watering mulch only. Irrigation Repairs	$354.85

Invoice Total **$354.85**

53901

4587

Excellence IN COMMERCIAL LANDSCAPING

Should you have any questions or inquiries please call (386) 437-6211.

Proposal #69272
Date: 06/11/2020
From: Richard Whitcomb

Proposal For

Meritus
c/o Meritus Communities
2005 Pan Am Circle, Suite 300
Tampa, FL 33607

main:
mobile:

Location

11740 Casa Lago Ln
Westchase, FL 33607

Property Name: Park Place CDD

June Irrigation Inspection Repair

Terms: Net 30

DESCRIPTION	QUANTITY	UNIT PRICE	AMOUNT
Irrigation Labor	4.00	$59.15	$236.60
6" Spray Head	8.00	$12.30	$98.40
15 H Spray Nozzle	11.00	$1.70	$18.70
1/2" Threaded Cap	2.00	$0.58	$1.15

Client Notes
Wet check fountain park system and clubhouse system replaced 8 spray heads 11 spray nozzles and capped off 2 - 1/2" riser pipes watering mulch only.

SUBTOTAL	$354.85
SALES TAX	$0.00
TOTAL	$354.85

Signature

x

Signature above authorizes Yellowstone Landscape to perform work as described above and verifies that the prices and specifications are hereby accepted. All overdue balances will be charge a 1.5% a month, 18% annual percentage rate.
Limited Warranty: All plant material is under a limited warranty for one year. Transplanted plant material and/or plant material that dies due to conditions out of Yellowstone Landscape's control (i.e. Acts of God, vandalism, inadequate irrigation due to water restrictions, etc.) shall not be included in the warranty.

YELLOWSTONE LANDSCAPE

INVOICE

INVOICE #	INVOICE DATE
TM 123140	6/23/2020
TERMS	**PO NUMBER**
Net 30	

Bill To:

Park Place CDD
c/o Meritus
c/o Meritus Communities
2005 Pan Am Circle, Suite 300
Tampa, FL 33607

Remit To:

Yellowstone Landscape
PO Box 101017
Atlanta, GA 30392-1017

Property Name: Park Place CDD

Invoice Due Date: July 23, 2020
Invoice Amount: $87.15

Description	Current Amount
Service Repair Replaced 2 spray heads and nozzles at curb along Racetrack Rd. Irrigation Repairs	$87.15

53902
B 4507

Invoice Total **$87.15**

Excellence
IN COMMERCIAL LANDSCAPING

Should you have any questions or inquiries please call (386) 437-6211.

YELLOWSTONE LANDSCAPE

Proposal #70471
Date: 06/18/2020
From: Richard Whitcomb

Proposal For

Meritus
c/o Meritus Communities
2005 Pan Am Circle, Suite 300
Tampa, FL 33607

main:
mobile:

Location

11740 Casa Lago Ln
Westchase, FL 33607

Property Name: Park Place CDD

Service Repair

Terms: Net 30

DESCRIPTION	QUANTITY	UNIT PRICE	AMOUNT
Irrigation Labor	1.00	$59.15	$59.15
6" Spray Head	2.00	$12.30	$24.60
15 H Spray Nozzle	2.00	$1.70	$3.40

Client Notes
Replaced 2 spray heads and nozzles at curb along Racetrack Rd.

SUBTOTAL	$87.15
SALES TAX	$0.00
TOTAL	$87.15

Signature

x

Signature above authorizes Yellowstone Landscape to perform work as described above and verifies that the prices and specifications are hereby accepted. All overdue balances will be charge a 1.5% a month, 18% annual percentage rate.
Limited Warranty: All plant material is under a limited warranty for one year. Transplanted plant material and/or plant material that dies due to conditions out of Yellowstone Landscape's control (i.e. Acts of God, vandalism, inadequate irrigation due to water restrictions, etc.) shall not be included in the warranty.

Contact

Print Name: _____

Title: _____

Date: _____

Assigned To

Richard Whitcomb
Office:
rwhitcomb@yellowstonelandscape.com

YELLOWSTONE
LANDSCAPE

INVOICE

INVOICE #	INVOICE DATE
TM 123141	6/23/2020
TERMS	**PO NUMBER**
Net 30	

Bill To:

Park Place CDD
c/o Meritus
c/o Meritus Communities
2005 Pan Am Circle, Suite 300
Tampa, FL 33607

Remit To:

Yellowstone Landscape
PO Box 101017
Atlanta, GA 30392-1017

Property Name: Park Place CDD

Invoice Due Date: July 23, 2020
Invoice Amount: $199.40

Description	Current Amount
Main Line Repair Repaired mainline along sidewalk along Racetrack Road between Fountainhead and Ecclesia. Irrigation Repairs	$199.40

53404
BK 4507

Invoice Total **$199.40**

Excellence
IN COMMERCIAL LANDSCAPING

Should you have any questions or inquiries please call (386) 437-6211.

YELLOWSTONE LANDSCAPE

Proposal #70714
Date: 06/19/2020
From: Richard Whitcomb

Proposal For

Meritus
c/o Meritus Communities
2005 Pan Am Circle, Suite 300
Tampa, FL 33607

main:
mobile:

Location

11740 Casa Lago Ln
Westchase, FL 33607

Property Name: Park Place CDD

Main Line Repair

Terms: Net 30

DESCRIPTION	QUANTITY	UNIT PRICE	AMOUNT
Irrigation Labor	3.00	$59.15	$177.45
2" Expansion Coupling	1.00	$19.60	$19.60
2" Coupling	1.00	$2.35	$2.35

Client Notes
Repaired mainline along sidewalk along Racetrack Road between Fountainhead and Ecclesia.

SUBTOTAL	$199.40
SALES TAX	$0.00
TOTAL	$199.40

Signature

x

Signature above authorizes Yellowstone Landscape to perform work as described above and verifies that the prices and specifications are hereby accepted. All overdue balances will be charge a 1.5% a month, 18% annual percentage rate.
Limited Warranty: All plant material is under a limited warranty for one year. Transplanted plant material and/or plant material that dies due to conditions out of Yellowstone Landscape's control (i.e. Acts of God, vandalism, inadequate irrigation due to water restrictions, etc.) shall not be included in the warranty.

Contact

Print Name: _____

Title: _____

Date: _____

Assigned To

Richard Whitcomb
Office:
rwhitcomb@yellowstonelandscape.com

Park Place Community Development District
Summary of Operations and Maintenance Invoices

Vendor	Invoice/Account Number	Amount	Vendor Total	Monthly Budget	Comments/Description
Monthly Contract					
Cypress Creek Aquatics	1033	$ 1,000.00			Aquatic Maintenance - May
Cypress Creek Aquatics	1036	1,000.00	**$ 2,000.00**		Aquatic Maintenance - June
Monthly Contract Sub-Total		**$ 2,000.00**			
Variable Contract					
Variable Contract Sub-Total		**$ 0.00**			
Utilities					
BOCC	1923999022 061220	$ 21.25			WM - Reclaim Water Service - thru 06/08/20
Frontier	8138187058 060120	88.61			WM - Phone Service - June
Frontier	8138188068 022619 5 062220	126.42	**$ 215.03**		WM - Phone Service - thru 07/21/20
Tampa Electric	221006629085 052620	168.40			WM - Electric Service - thru 05/19/20
Tampa Electric	221006629085 062420	141.07			WM - Electric Service - thru 06/18/20
Tampa Electric	221006630208 052620	33.99			WM - Electric Service - thru 05/19/20
Tampa Electric	221006630208 062420	31.13			WM - Electric Service - thru 06/18/20
Tampa Electric	221007862958 062420	327.14			WM - Electric Service - thru 06/18/20
Tampa Electric	311000010091 060420	3,396.87	**$ 4,098.60**		Electric Service - thru 05/21/20
Utilities Sub-Total		**$ 4,334.88**			
Regular Services					
Regular Services Sub-Total		**$ 0.00**			
Additional Services					
Charles Aquatics, Inc.	39012	$ 273.00			WM - Fountain Light Repair - 06/09/20

Park Place Community Development District
Summary of Operations and Maintenance Invoices

Vendor	Invoice/Account Number	Amount	Vendor Total	Monthly Budget	Comments/Description
Spearem Enterprises	4257	80.00			WM - Signs Relocated - 06/28/20
Yellowstone	TM122269	299.96			WM - Palm Tree Removal - 06/16/20
Yellowstone	TM122312	339.57			WM - Irrigation Repairs - 06/16/20
Yellowstone	TM 123139	8,475.38	**$ 9,114.91**		WM - Plant Installation - 06/23/20
Additional Services Sub-Total		**$ 9,467.91**			
TOTAL:		**$ 15,802.79**			

Approved (with any necessary revisions noted):

Signature

Printed Name

Title (check one):

[ ] Chairman [ ] Vice Chairman [ ] Assistant Secretary

Cypress Creek Aquatics, Inc.
12231 Main St Unit 1196
San Antonio, FL 33576

Invoice

Date	Invoice #
5/1/2020	1033

Bill To	Ship To
Park Place CDD c/o Meritus Corp 2005 Pan Am Circle, Suite 300 Tampa, FL 33607	

P.O. Number	Terms	Project
	Net 30	Maintenance Agreement

Quantity	Item Code	Description	Price Each	Amount
1	Aquatic Maintenance	Aquatic Maintenance 1. Floating Vegetation Control 2. Filamentous Algae Control 3. Submersed vegetation Control 4. Shoreline grass & brush control 5. Perimeter trash cleanup	3,160.00	3,160.00

Total $3,160.00

Cypress Creek Aquatics, Inc.
12231 Main St Unit 1196
San Antonio, FL 33576

Invoice

Date	Invoice #
6/1/2020	1036

Bill To	Ship To
Park Place CDD c/o Meritus Corp 2005 Pan Am Circle, Suite 300 Tampa, FL 33607	

P.O. Number	Terms	Project
	Net 30	Maintenance Agreement

Quantity	Item Code	Description	Price Each	Amount
1	Aquatic Maintenance	Aquatic Maintenance 1. Floating Vegetation Control 2. Filamentous Algae Control 3. Submersed vegetation Control 4. Shoreline grass & brush control 5. Perimeter trash cleanup	3,160.00	3,160.00

Total $3,160.00

CUSTOMER NAME	ACCOUNT NUMBER	BILL DATE	DUE DATE
PARK PLACE CDD	1923999022	06/12/2020	07/06/2020

Hillsborough County Florida

Summary of Account Charges

Previous Balance	$31.88
Net Payments - Thank You	($31.88)
Total Account Charges	**$21.25**
AMOUNT DUE	**$21.25**

Important Message

The 2019 Water Quality Report is now available online at HCFLGov.net/WaterQualityReport. To request a mailed copy, call (813)246-3146 and leave a message with your name, mailing address, and phone number.

This is your summary of charges. Detailed charges by premise are listed on the following page(s).

Hillsborough County Florida

Make checks payable to: **BOCC**

ACCOUNT NUMBER: 1923999022

ELECTRONIC PAYMENTS BY CHECK OR

Automated Payment Line: (813) 276 8526
Internet Payments: HCFLGov.net/WaterBill
Additional Information: HCFLGov.net/Water

THANK YOU!

Received
JUN 22 2020

DUE DATE	07/06/2020
AMOUNT DUE	$21.25
AMOUNT PAID	

PARK PLACE CDD
2005 PAN AM CIR STE 300
TAMPA FL 33607-6008

108

180

001923999022 00000021253

Hillsborough County Florida

CUSTOMER NAME	ACCOUNT NUMBER	BILL DATE	DUE DATE
PARK PLACE CDD	1923999022	06/12/2020	07/06/2020

Service Address: 11741 CITRUS PARK DR

M-Page 2 of 2

METER NUMBER	PREVIOUS DATE	PREVIOUS READ	PRESENT DATE	PRESENT READ	CONSUMPTION (IN GALLONS)	READ TYPE	METER DESCRIPTION
29599843	05/07/2020	383715	06/08/2020	383888	17300	ACTUAL	RECLAIM

Service Address Charges

Reclaimed Water Usage Charge	$6.44
Total Service Address Charges	**$6.44**

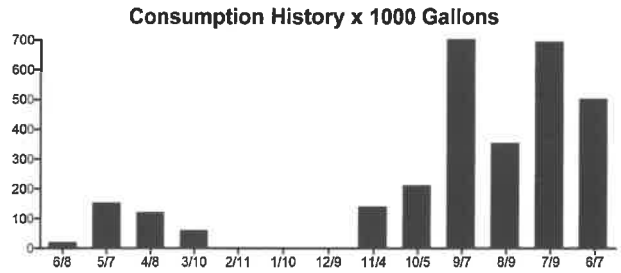

Hillsborough County Florida

CUSTOMER NAME	ACCOUNT NUMBER	BILL DATE	DUE DATE
PARK PLACE CDD	1923999022	06/12/2020	07/06/2020

Service Address: 11698 CITRUS PARK DR

M-Page 2 of 2

METER NUMBER	PREVIOUS DATE	PREVIOUS READ	PRESENT DATE	PRESENT READ	CONSUMPTION (IN GALLONS)	READ TYPE	METER DESCRIPTION
29599847B	05/07/2020	67858	06/08/2020	68729	87100	ACTUAL	RECLAIM

Service Address Charges

Reclaimed Water Usage Charge	$14.81
Total Service Address Charges	**$14.81**

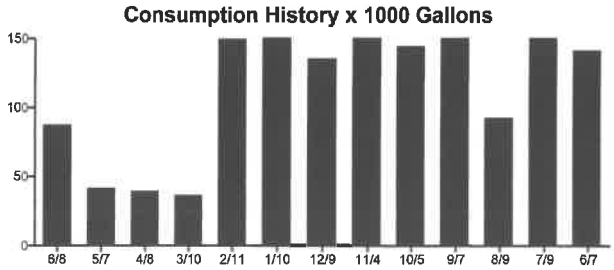

Frontier COMMUNICATIONS

PARK PLACE CDD

Your Monthly Invoice

Account Summary

New Charges Due Date	**6/25/20**
Billing Date	6/01/20
Account Number	813-818-7058-022619-5
PIN	0363
Previous Balance	88.36
Payments Received Thru 5/21/20	-88.36
Thank you for your payment!	
Balance Forward	.00
New Charges	88.61
Total Amount Due	**$88.61**

FiOS by Frontier

Give your business the fiber-optic advantage

SYMMETRICAL UPLOADS AND DOWNLOADS + OUR 100% FIBER-OPTIC NETWORK + 0 DATA CAPS* OR OVERAGE CHARGES

Add FiOS by Frontier today! Call 1.844.472.1791

*Other terms and conditions apply, including Frontier's Acceptable Use Policy and Network Management Policy, and are subject to change without notice.
Available in select areas of CA, TX, FL, and IN. Service speed is not guaranteed and will depend on many factors. Installation, taxes, fees and other applicable charges extra and subject to change. Subject to availability. Restrictions apply. The FiOS marks are owned by Verizon Trademark Services LLC and used under license.

Manage Your Account

To Pay Your Bill

Online: Frontier.com 1.800.801.6652

Pay by Mail

To Contact Us

Chat: Frontier.com

Online: Frontier.com/helpcenter

Call: 1.800.921.8102

Tech Support: Frontier.com/helpcenter

Email: ContactBusiness@ftr.com

2,6

PAYMENT STUB

Total Amount Due **$88.61**

New Charges Due Date 6/25/20

Account Number 813-818-7058-022619-5

Please do not send correspondence with your payment. Make checks payable to Frontier.

Amount Enclosed $

To change your billing address, call 1-800-921-8102

Frontier COMMUNICATIONS

P.O. Box 709, South Windsor, CT 06074-9998

AV 01 009335 80819B 46 A**5DGT

PARK PLACE CDD
2005 PAN AM CIR STE 300
TAMPA, FL 33607-6008

Received
JUN 08 2020

FRONTIER
PO BOX 740407
CINCINNATI OH 45274-0407

2470078138187058022619000000000000000088615

Date of Bill 6/01/20
Account Number 813-818-7058-022619-5

Go paperless

The trees will thank you.

Receive your bill electronically and leave a lighter environmental footprint.

Simply visit frontier.com/gopaperless

For Billing and Service Questions, Call 1-800-921-8102, 7 am-7 pm Monday-Friday, 9:30 am-4 pm Saturday or visit www.Frontier.com.

IF YOU HAVE ANY QUESTIONS, BILLING CONCERNS, OR A RECURRING ISSUE, PLEASE CONTACT OUR FLORIDA-BASED CUSTOMER CARE TEAM AT 1-888-457-4110. OUR FLORIDA TEAM IS EAGER TO HELP YOU GET SPECIALIZED ATTENTION.

PAYING YOUR BILL

Pay online, by phone, by mail or at any Authorized Payment Location. Paying by check authorizes Frontier to make a one-time electronic funds transfer from your account, as early as the day your check is received. Visit Frontier.com to set up recurring electronic payments to streamline bill payment.

LATE PAYMENTS, RETURNED CHECK FEES and PAST DUE BALANCES

You are responsible for all legitimate, undisputed charges on your bill. If you pay your bill after the due date, you may be charged a fee (including a Treatment Charge if your account has been delinquent for 3 consecutive months and your past due balance is greater than $99), your service may be interrupted and you may have to pay a reconnection charge to restore service. A fee may be charged for a check that is returned by the bank for any reason. Continued nonpayment of undisputed charges (incl. 900 and long distance charges) may result in collection action and a referral to credit reporting agencies, which may affect your credit rating. When making an online payment, please allow time for the transfer of funds. If the funds are not received by Frontier by the due date, a fee may be assessed.

IMPORTANT CONSUMER MESSAGES

You must pay all basic local service charges to avoid basic local service disconnection. Failure to pay other charges will not cause disconnection of your basic service but this may cause other services to be terminated. Frontier Bundles may include charges for both basic and other services.

Frontier periodically audits its bills to ensure accuracy which may result in a retroactive or future billing adjustment.

SERVICE TERMS

Visit Frontier.com/terms, Frontier.com/tariffs or call customer service for information on applicable tariffs, price lists and other important Terms, Conditions and Policies ("Terms") related to your Frontier services - voice, internet and/or video - including limitations of liability, and early termination fees and the effective date of and billing for the termination of service(s). Frontier's Terms, include a binding arbitration provision to resolve customer disputes (Frontier.com/terms/arbitration).**Subscribers to Frontier's TV and Internet services are billed one full month in advance. If you cancel your TV and/or Internet service subscription, termination of your service subscription(s) and any early termination fees will be effective on the last day of your Frontier billing cycle. No partial month credits or refunds will be provided for previously billed service subscriptions.** We encourage you to review the Terms as they contain important information about your rights and obligations, and ours. By using or paying for Frontier services, you are agreeing to these Terms and that disputes will be resolved by individual arbitration. **Hard of Hearing, Deaf, Blind, Vision and /or Mobility Impaired customers may call 1-877-462-6606 to reach a consultant trained to support their communication needs.**

CURRENT BILLING SUMMARY

Local Service from 06/01/20 to 06/30/20

Qty Description	813/818-7058.0	Charge
Basic Charges		
Business Line		42.00
Acc Rec Chrg Multi-Ln Bus		3.72
Federal Subscriber Line Charge		8.41
Federal Excise Tax		1.62
Federal USF Recovery Charge		2.38
FL State Communications Services Tax		2.78
FL State Gross Receipts Tax		1.42
County Communications Services Tax		3.05
FL Telecommunications Relay Service		.10
Hillsborough County 911 Surcharge		.40
Total Basic Charges		**65.88**
Non Basic Charges		
Other Charges-Detailed Below		5.81
Federal Excise Tax		.05
FCA Long Distance - Federal USF Surcharge		.84
FL State Communications Services Tax		.32
FL State Gross Receipts Tax		.04
County Communications Services Tax		.36
Total Non Basic Charges		**7.42**
Toll/Other		
Frontier Long Distance Business Plan		4.99
Frontier Com of America	-Detailed Below	.39
Other Charges-Detailed Below		5.99
FCA Long Distance - Federal USF Surcharge		2.21
FL State Communications Services Tax		.66
FL State Gross Receipts Tax		.34
County Communications Services Tax		.73
Total Toll/Other		**15.31**

TOTAL 88.61

** ACCOUNT ACTIVITY **

Qty	Description	Order Number	Effective Dates	
1	Frontier Roadwork Recovery Surcharge	AUTOCH	6/01	1.50
1	Federal Primary Carrier Multi Line Charge	AUTOCH	6/01	4.31
1	Carrier Cost Recovery Surcharge	AUTOCH	6/01	5.99
	813/818-7058		**Subtotal**	**11.80**

Subtotal 11.80

Detail of Frontier Com of America Charges

Toll charged to 813/818-7058

Ref #	Date	Time	Min	*Type	Place and Number Called	Charge
1	MAY 05	8:09P	.4	DD	BRENTWOOD NY (631)804-0457	.03
2	MAY 12	7:41A	.6	DD	BRENTWOOD NY (631)804-0457	.05
3	MAY 12	9:14A	.3	DD	TERREHAUTE IN (812)239-2330	.03
4	MAY 14	11:42A	.3	DD	FTWALTNBCH FL (850)368-0792	.03
5	MAY 15	8:55P	.3	DD	FTWALTNBCH FL (850)368-0792	.03
6	MAY 20	7:14P	.3	DD	FORT WAYNE IN (260)515-2059	.03
7	MAY 20	7:17P	.3	DD	FORT WAYNE IN (260)515-2059	.03
8	MAY 27	3:47P	.8	DD	BRENTWOOD NY (631)804-0457	.06
9	MAY 29	11:51A	.3	DD	ATLANTA GA (404)783-6296	.03
10	MAY 29	6:54P	1.0	DD	NORTHBROOK IL (847)275-6826	.07
		813/818-7058			**Subtotal**	**.39**

Legend Call Types:
DD - Day

CUSTOMER TALK

If your bill reflects that you owe a Balance Forward, you must make a payment immediately in order to avoid collection activities. You must pay a minimum of $88.61 by your due date to avoid disconnection of your local service. All other charges should be paid by your due date to keep your account current.

Here are some Federal Trade Commission guidelines to avoid Coronavirus scams: 1) Ignore offers for vaccinations and home test kits. Scammers are selling products to treat or prevent COVID-19 without proof that they work. 2) Hang up on robocalls. Scammers use illegal sales calls to get your money and your personal information. 3) Watch out for phishing emails and text messages. Don't click on links in emails or texts you didn't expect. 4) Research before you donate. Don't let anyone rush you into making a donation. Get tips on donating wisely at ftc.gov/charity 5) Stay in the know. Go to ftc.gov/coronavirus for the latest information on scams. Sign up to get FTC alerts at ftc.gov/subscribe

9613

Caller Summary Report

	Calls	Minutes	Amount
Main Number	10	4	.39
***Customer Summary	10	4	.39

Caller Summary Report

	Calls	Minutes	Amount
Interstate	8	4	.33
Intrastate	2		.06
***Customer Summary	10	4	.39

Frontier COMMUNICATIONS

PARK PLACE CDD

Your Monthly Invoice

Account Summary

New Charges Due Date	**7/16/20**
Billing Date	6/22/20
Account Number	813-818-8068-022619-5
PIN	9579
Previous Balance	126.42
Payments Received Thru 6/04/20	-126.42
Thank you for your payment!	
Balance Forward	.00
New Charges	126.42
Total Amount Due	**$126.42**

Thank you

We appreciate your continued business and remain committed to keeping you connected.

Manage Your Account

To Pay Your Bill

Online: Frontier.com 1.800.801.6652

Pay by Mail

To Contact Us

Chat: Frontier.com

Online: Frontier.com/helpcenter

Call: 1.800.921.8102

Tech Support: Frontier.com/helpcenter

Email: ContactBusiness@ftr.com

1,2,6

PAYMENT STUB

Total Amount Due **$126.42**

New Charges Due Date 7/16/20

Account Number 813-818-8068-022619-5

Please do not send correspondence with your payment. Make checks payable to Frontier.

Amount Enclosed $ . .

To change your billing address, call 1-800-921-8102

Frontier COMMUNICATIONS

P.O. Box 709, South Windsor, CT 06074-9998

AV 01 014058 02964B 60 A**5DGT

PARK PLACE CDD
2005 PAN AM CIR STE 300
TAMPA, FL 33607-6008

Received
JUN 29 2020

FRONTIER
PO BOX 740407
CINCINNATI OH 45274-0407

607005813818806802261900000000000000126425

CURRENT BILLING SUMMARY

Local Service from 06/22/20 to 07/21/20

Qty Description	813/818-8068.0	Charge
Basic Charges		
FTR Freedom for Business		87.00
Access Recovery Chrg-Bus		2.50
Federal Subscriber Line Charge - Bus		6.50
Federal Excise Tax		.28
Federal USF Recovery Charge		1.76
FCA Long Distance - Federal USF Surcharge		2.55
FL State Communications Services Tax		4.93
FL State Gross Receipts Tax		2.53
County Communications Services Tax		5.42
FL Telecommunications Relay Service		.10
Hillsborough County 911 Surcharge		.40
Total Basic Charges		**113.97**
Non Basic Charges		
Other Charges-Detailed Below		1.50
Federal Excise Tax		.05
FL State Communications Services Tax		.07
FL State Gross Receipts Tax		.04
County Communications Services Tax		.08
Total Non Basic Charges		**1.74**
Toll/Other		
Other Charges-Detailed Below		7.98
FCA Long Distance - Federal USF Surcharge		1.56
FL State Communications Services Tax		.47
FL State Gross Receipts Tax		.18
County Communications Services Tax		.52
Total Toll/Other		**10.71**

TOTAL 126.42

** ACCOUNT ACTIVITY **

Qty	Description	Order Number	Effective Dates	
1	Frontier Roadwork Recovery Surcharge	AUTOCH	6/22	1.50
1	Federal Primary Carrier Single Line Charge	AUTOCH	6/22	1.99
1	Carrier Cost Recovery Surcharge	AUTOCH	6/22	5.99
	813/818-8068		Subtotal	9.48

Subtotal 9.48

Detail of Frontier Com of America Charges

Toll charged to 813/818-8068

Legend Call Types:
DD - Day

Caller Summary Report

	Calls	Minutes	Amount
Main Number	10	10	.00
***Customer Summary	10	10	.00

Caller Summary Report

	Calls	Minutes	Amount
Interstate	10	10	.00
***Customer Summary	10	10	.00

CUSTOMER TALK

If your bill reflects that you owe a Balance Forward, you must make a payment immediately in order to avoid collection activities. You must pay a minimum of $126.42 by your due date to avoid disconnection of your local service. All other charges should be paid by your due date to keep your account current.

TECO
TAMPA ELECTRIC
AN EMERA COMPANY

ACCOUNT INVOICE

tampaelectric.com

Statement Date: 05/26/2020
Account: 221006629085

PARK PLACE CDD
11741 CITRUS PARK DR MP
TAMPA, FL 33626-0000

Current month's charges:	$168.40
Total amount due:	$168.40
Payment Due By:	06/16/2020

Your Account Summary

Previous Amount Due	$195.62
Payment(s) Received Since Last Statement	-$195.62
Current Month's Charges	**$168.40**
Total Amount Due	**$168.40**

Always assume that a downed power line is energized. Visit **tampaelectric.com/safety** for more safety tips.

Amount not paid by due date may be assessed a late payment charge and an additional deposit.

00002095-0006878-Page 1 of 12

BYE-BYE, BILL SPIKES
Our free Budget Billing program evens out your bill based on your average monthly usage, so you pay about the same amount every month. Helping you plan more, and stress less. Visit **tampaelectric.com/budgetforhome** to learn more and sign up.

To ensure prompt credit, please return stub portion of this bill with your payment. Make checks payable to TECO.

TECO
TAMPA ELECTRIC
AN EMERA COMPANY

WAYS TO PAY YOUR BILL
mail phone online pay agent
See reverse side for more information

Account: 221006629085

Current month's charges:	$168.40
Total amount due:	$168.40
Payment Due By:	06/16/2020
Amount Enclosed	$_____

614346355963

00002095 02 AV 0.39 33607 FTECO105262023190310 00000 02 01000000 002 02 6970 006

PARK PLACE CDD
2005 PAN AM CIR, STE 300
TAMPA, FL 33607-6008

MAIL PAYMENT TO:
TECO
P.O. BOX 31318
TAMPA, FL 33631-3318

188

614346355963221006629085000000001684 08

TECO. TAMPA ELECTRIC
AN EMERA COMPANY

ACCOUNT INVOICE

tampaelectric.com

Account: **221006629085**
Statement Date: 05/26/2020
Current month's charges due **06/16/2020**

Details of Charges – Service from 04/21/2020 to 05/19/2020

Service for: 11741 CITRUS PARK DR MP, TAMPA, FL 33626-0000

Rate Schedule: General Service - Non Demand

Meter Number	Read Date	Current Reading	-	Previous Reading	=	Total Used	Multiplier	Billing Period
1000236552	05/19/2020	17,656		16,037		1,619 kWh	1	29 Days

Basic Service Charge		$18.06	
Energy Charge	1,619 kWh @ $0.06010/kWh	$97.30	
Fuel Charge	1,619 kWh @ $0.03016/kWh	$48.83	
Florida Gross Receipt Tax		$4.21	
Electric Service Cost			**$168.40**

Total Current Month's Charges **$168.40**

Tampa Electric Usage History

Kilowatt-Hours Per Day (Average)

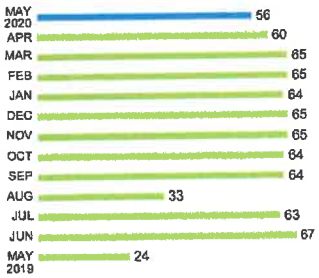

Important Messages

Important safety message for Tampa Electric customers
If you experience an electrical outage or you are disconnected for any reason, please turn off all electric appliances. Remove any flammable materials from stove-top heating elements and other appliances that may activate or produce heat once electric service is reconnected. For added safety, turn off your main breaker. If you have questions, please visit **tecoaccount.com** or contact Customer Care toll-free at **888-223-0800** weekdays from 7:30 a.m. to 6:00 p.m.

More clean energy to you
Tampa Electric has reduced its use of coal by 92 percent over the past 20 years and has cut its carbon footprint in half. This is all made possible through investments in technology that help us use more solar and cleaner, domestically produced natural gas to produce electricity. Tampa Electric is the state's top producer of solar energy per customer and will power more than 200,000 homes with the sun by 2023. Our diverse fuel mix for the 12-month period ending March 2020 includes Natural Gas 84%, Purchased Power 7%, Coal 5% and Solar 4%.

TECO. TAMPA ELECTRIC AN EMERA COMPANY

ACCOUNT INVOICE

tampaelectric.com

Statement Date: 06/24/2020
Account: 221006629085

PARK PLACE CDD
11741 CITRUS PARK DR MP
TAMPA, FL 33626-0000

Current month's charges:	$141.07
Total amount due:	$141.07
Payment Due By:	07/15/2020

Your Account Summary

Previous Amount Due	$168.40
Payment(s) Received Since Last Statement	-$168.40
Current Month's Charges	**$141.07**
Total Amount Due	**$141.07**

A one-stop shop to manage your account.

Do it all from the palm of your hand.

- Check the status of your account
- Review balance due
- Pull up billing & payment history
- Monitor your energy use
- Sign up for programs

Log in at tecoaccount.com today!

Amount not paid by due date may be assessed a late payment charge and an additional deposit.

As hurricane season begins, maintaining reliable electric service is even more important. That's why Tampa Electric completed nearly $60M in reliability-improvement projects during the past year. More reliability for you and one less worry during the months ahead.

Visit tampaelectric.com/reliability.

To ensure prompt credit, please return stub portion of this bill with your payment. Make checks payable to TECO.

TECO. TAMPA ELECTRIC AN EMERA COMPANY

WAYS TO PAY YOUR BILL

mail phone online pay agent

See reverse side for more information

Account: 221006629085

Current month's charges:	$141.07
Total amount due:	$141.07
Payment Due By:	07/15/2020
Amount Enclosed	$_____

635333997432

00004006 02 AV 0.38 33607 FTECO106252004101310 00000 02 01000000 008 02 9625 004

PARK PLACE CDD
2005 PAN AM CIR, STE 300
TAMPA, FL 33607-6008

MAIL PAYMENT TO:
TECO
P.O. BOX 31318
TAMPA, FL 33631-3318

Received
JUN 29 2020

190

635333997432221006629085000000141077

00004006-0012218-Page 1 of 8

TECO
TAMPA ELECTRIC
AN EMERA COMPANY

ACCOUNT INVOICE

tampaelectric.com

Account: **221006629085**
Statement Date: 06/24/2020
Current month's charges due **07/15/2020**

Details of Charges – Service from 05/20/2020 to 06/18/2020

Service for: 11741 CITRUS PARK DR MP, TAMPA, FL 33626-0000

Rate Schedule: General Service - Non Demand

Meter Number	Read Date	Current Reading	-	Previous Reading	=	Total Used	Multiplier	Billing Period
1000236552	06/18/2020	19,318		17,656		1,662 kWh	1	30 Days

Basic Service Charge		$18.06
Energy Charge	1,662 kWh @ $0.05991/kWh	$99.57
Fuel Charge	1,662 kWh @ $0.02638/kWh	$43.84
COVID-19 Fuel Credit		-$23.93
Florida Gross Receipt Tax		$3.53
Electric Service Cost		**$141.07**

Total Current Month's Charges $141.07

Tampa Electric Usage History

Kilowatt-Hours Per Day (Average)

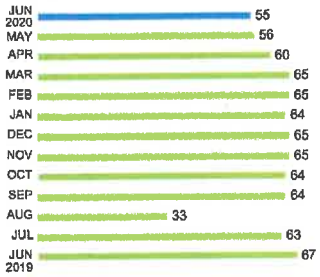

Important Messages

LOWER BILLS – AGAIN!

The unprecedented circumstances of the coronavirus pandemic and lower fuel costs led Tampa Electric to seek approval from the Florida Public Service Commission to lower Tampa Electric bills. All customers will see a COVID-19 fuel credit on their bills in June through August. Residential customers will see a 20 percent reduction on summer bills, including an estimated $90 savings through December. Commercial and industrial customers can expect a total bill reduction of up to 14 to 20 percent, depending on usage and rate class through December. Tampa Electric's bills continue to be among the lowest in Florida and are more than 20 percent below the national average.

COVID-19 Update

We understand that some customers continue to face hardships due to the pandemic. We encourage customers to pay what they can now to avoid a large balance later. We ask that those impacted by financial hardship reach out to us about extended payment options. Our representatives are ready to speak with customers at 813-223-0800 weekdays from 7:30 a.m. to 6:00 p.m. Impacted customers should also look for resources on our COVID-19 response page at tampaelectric.com/updates. Here, you will find a list of community partners, including the 2-1-1 Crisis Center Network that has trained and supportive professionals who can refer customers to agencies for help with utility bill payment, food, housing and other assistance.

TECO
TAMPA ELECTRIC
AN EMERA COMPANY

ACCOUNT INVOICE

tampaelectric.com

Statement Date: 05/26/2020
Account: 221006630208

PARK PLACE CDD
11698 CITRUS PARK DR
TAMPA, FL 33626-0000

Current month's charges:	$33.99
Total amount due:	$33.99
Payment Due By:	06/16/2020

Your Account Summary

Previous Amount Due	$35.65
Payment(s) Received Since Last Statement	-$35.65
Current Month's Charges	**$33.99**
Total Amount Due	**$33.99**

Always assume that a downed power line is energized. Visit **tampaelectric.com/safety** for more safety tips.

Amount not paid by due date may be assessed a late payment charge and an additional deposit.

00002095-0006881-Page 7 of 12

BYE-BYE, BILL SPIKES
Our free Budget Billing program evens out your bill based on your average monthly usage, so you pay about the same amount every month. Helping you plan more, and stress less. Visit **tampaelectric.com/budgetforhome** to learn more and sign up.

To ensure prompt credit, please return stub portion of this bill with your payment. Make checks payable to TECO.

TECO
TAMPA ELECTRIC
AN EMERA COMPANY

WAYS TO PAY YOUR BILL

mail phone online pay agent

See reverse side for more information

Account: 221006630208

Current month's charges:	$33.99
Total amount due:	$33.99
Payment Due By:	06/16/2020
Amount Enclosed	$_____

614346355964

PARK PLACE CDD
2005 PAN AM CIR, STE 300
TAMPA, FL 33607

MAIL PAYMENT TO:
TECO
P.O. BOX 31318
TAMPA, FL 33631-3318

614346355964221006630208000000000033993

TECO
TAMPA ELECTRIC
AN EMERA COMPANY

ACCOUNT INVOICE

tampaelectric.com

Account: **221006630208**
Statement Date: 05/26/2020
Current month's charges due **06/16/2020**

Details of Charges – Service from 04/21/2020 to 05/19/2020

Service for: 11698 CITRUS PARK DR, TAMPA, FL 33626-0000

Rate Schedule: General Service - Non Demand

Meter Number	Read Date	Current Reading	-	Previous Reading	=	Total Used	Multiplier	Billing Period
1000265065	05/19/2020	1,775		1,608		167 kWh	1	29 Days

Basic Service Charge		$18.06	
Energy Charge	167 kWh @ $0.06010/kWh	$10.04	
Fuel Charge	167 kWh @ $0.03016/kWh	$5.04	
Florida Gross Receipt Tax		$0.85	
Electric Service Cost			**$33.99**
Total Current Month's Charges			**$33.99**

Tampa Electric Usage History

Kilowatt-Hours Per Day (Average)

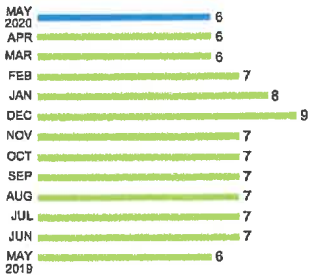

Important Messages

Important safety message for Tampa Electric customers
If you experience an electrical outage or you are disconnected for any reason, please turn off all electric appliances. Remove any flammable materials from stove-top heating elements and other appliances that may activate or produce heat once electric service is reconnected. For added safety, turn off your main breaker. If you have questions, please visit **tecoaccount.com** or contact Customer Care toll-free at **888-223-0800** weekdays from 7:30 a.m. to 6:00 p.m.

More clean energy to you
Tampa Electric has reduced its use of coal by 92 percent over the past 20 years and has cut its carbon footprint in half. This is all made possible through investments in technology that help us use more solar and cleaner, domestically produced natural gas to produce electricity. Tampa Electric is the state's top producer of solar energy per customer and will power more than 200,000 homes with the sun by 2023. Our diverse fuel mix for the 12-month period ending March 2020 includes Natural Gas 84%, Purchased Power 7%, Coal 5% and Solar 4%.

00002095-0006882-Page 9 of 12

TECO. TAMPA ELECTRIC AN EMERA COMPANY

ACCOUNT INVOICE

tampaelectric.com

Statement Date: 06/24/2020
Account: 221006630208

PARK PLACE CDD
11698 CITRUS PARK DR
TAMPA, FL 33626-0000

Current month's charges:	$31.13
Total amount due:	$31.13
Payment Due By:	07/15/2020

Your Account Summary

Previous Amount Due	$33.99
Payment(s) Received Since Last Statement	-$33.99
Current Month's Charges	**$31.13**
Total Amount Due	**$31.13**

A one-stop shop to manage your account.

Do it all from the palm of your hand.

- Check the status of your account
- Review balance due
- Pull up billing & payment history
- Monitor your energy use
- Sign up for programs

Log in at tecoaccount.com today!

Amount not paid by due date may be assessed a late payment charge and an additional deposit.

As hurricane season begins, maintaining reliable electric service is even more important. That's why Tampa Electric completed nearly $60M in reliability-improvement projects during the past year. More reliability for you and one less worry during the months ahead.

Visit tampaelectric.com/reliability.

To ensure prompt credit, please return stub portion of this bill with your payment. Make checks payable to TECO.

TECO. TAMPA ELECTRIC AN EMERA COMPANY

WAYS TO PAY YOUR BILL

mail phone online pay agent

See reverse side for more information

Account: 221006630208

Current month's charges:	$31.13
Total amount due:	$31.13
Payment Due By:	07/15/2020
Amount Enclosed	$_____

635333997433

PARK PLACE CDD
2005 PAN AM CIR, STE 300
TAMPA, FL 33607

MAIL PAYMENT TO:
TECO
P.O. BOX 31318
TAMPA, FL 33631-3318

635333997433221006630208000000000031131

TECO
TAMPA ELECTRIC
AN EMERA COMPANY

ACCOUNT INVOICE

tampaelectric.com

Account: **221006630208**
Statement Date: 06/24/2020
Current month's charges due **07/15/2020**

Details of Charges – Service from 05/20/2020 to 06/18/2020

Service for: 11698 CITRUS PARK DR, TAMPA, FL 33626-0000

Rate Schedule: General Service - Non Demand

Meter Number	Read Date	Current Reading	-	Previous Reading	=	Total Used	Multiplier	Billing Period
1000265065	06/18/2020	1,946		1,775		171 kWh	1	30 Days

Basic Service Charge		$18.06	
Energy Charge	171 kWh @ $0.05991/kWh	$10.24	
Fuel Charge	171 kWh @ $0.02638/kWh	$4.51	
COVID-19 Fuel Credit		-$2.46	
Florida Gross Receipt Tax		$0.78	
Electric Service Cost			**$31.13**
Total Current Month's Charges			**$31.13**

Tampa Electric Usage History

Kilowatt-Hours Per Day (Average)

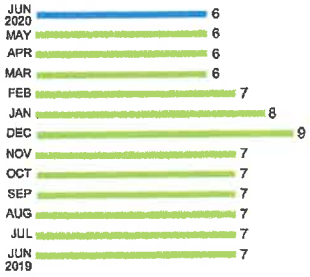

Important Messages

LOWER BILLS – AGAIN!

The unprecedented circumstances of the coronavirus pandemic and lower fuel costs led Tampa Electric to seek approval from the Florida Public Service Commission to lower Tampa Electric bills. All customers will see a COVID-19 fuel credit on their bills in June through August. Residential customers will see a 20 percent reduction on summer bills, including an estimated $90 savings through December. Commercial and industrial customers can expect a total bill reduction of up to 14 to 20 percent, depending on usage and rate class through December. Tampa Electric's bills continue to be among the lowest in Florida and are more than 20 percent below the national average.

COVID-19 Update

We understand that some customers continue to face hardships due to the pandemic. We encourage customers to pay what they can now to avoid a large balance later. We ask that those impacted by financial hardship reach out to us about extended payment options. Our representatives are ready to speak with customers at 813-223-0800 weekdays from 7:30 a.m. to 6:00 p.m. Impacted customers should also look for resources on our COVID-19 response page at tampaelectric.com/updates. Here, you will find a list of community partners, including the 2-1-1 Crisis Center Network that has trained and supportive professionals who can refer customers to agencies for help with utility bill payment, food, housing and other assistance.

TECO. TAMPA ELECTRIC AN EMERA COMPANY

ACCOUNT INVOICE

tampaelectric.com

Statement Date: 06/24/2020
Account: 221007862958

PARK PLACE CDD
C/O PARK PLACE CDD
11232 BLACKSMITH DR, PUMP
TAMPA, FL 33626-2674

Current month's charges:	$327.14
Total amount due:	$327.14
Payment Due By:	07/15/2020

Your Account Summary

Previous Amount Due	$0.00
Payment(s) Received Since Last Statement	$0.00
Current Month's Charges	**$327.14**
Total Amount Due	**$327.14**

A one-stop shop to manage your account.

Do it all from the palm of your hand.

- Check the status of your account
- Review balance due
- Pull up billing & payment history
- Monitor your energy use
- Sign up for programs

Log in at tecoaccount.com today!

Amount not paid by due date may be assessed a late payment charge and an additional deposit.

As hurricane season begins, maintaining reliable electric service is even more important.
That's why Tampa Electric completed nearly $60M in reliability-improvement projects during the past year. More reliability for you and one less worry during the months ahead.
Visit tampaelectric.com/reliability.

To ensure prompt credit, please return stub portion of this bill with your payment. Make checks payable to TECO.

TECO. TAMPA ELECTRIC AN EMERA COMPANY

WAYS TO PAY YOUR BILL

mail phone online pay agent

See reverse side for more information

Account: 221007862958

Current month's charges:	$327.14
Total amount due:	$327.14
Payment Due By:	07/15/2020
Amount Enclosed	$_____

602000710887

00001131 01 AV 0.38 33607 FTECO105252004101310 00000 02 01000000 002 02 6750 002

PARK PLACE CDD
C/O PARK PLACE CDD
2005 PAN AM CIR, STE 700
TAMPA, FL 33607-2380

MAIL PAYMENT TO:
TECO
P.O. BOX 31318
TAMPA, FL 33631-3318

Received
JUN 29 2020

602000710887221007862958000000000327145

00001131-0003682-Page 1 of 4

TECO. TAMPA ELECTRIC AN EMERA COMPANY

ACCOUNT INVOICE

tampaelectric.com

Account: **221007862958**
Statement Date: 06/24/2020
Current month's charges due **07/15/2020**

Details of Charges – Service from 05/20/2020 to 06/18/2020

Service for: 11232 BLACKSMITH DR, PUMP, TAMPA, FL 33626-2674

Rate Schedule: General Service - Non Demand

Meter Location: FOUNTAIN

Meter Number	Read Date	Current Reading	-	Previous Reading	=	Total Used	Multiplier	Billing Period
1000679633	06/18/2020	1,541		0		1,541 kWh	1	30 Days

Basic Service Charge		$18.06	
Energy Charge	1,541 kWh @ $0.05991/kWh	$92.32	
Fuel Charge	1,541 kWh @ $0.02638/kWh	$40.65	
COVID-19 Fuel Credit		-$22.19	
Florida Gross Receipt Tax		$3.30	
Electric Service Cost			**$132.14**
Other Fees and Charges			
Electric Security Deposit		$120.00	
Elec Connection Chrg Initial		$75.00	
Total Other Fees and Charges			**$195.00**
Total Current Month's Charges			**$327.14**

Tampa Electric Usage History

Kilowatt-Hours Per Day (Average)

Important Messages

Welcome to Tampa Electric!

Please visit tampaelectric.com/rates for information about your electric rates and charges.

LOWER BILLS – AGAIN!

The unprecedented circumstances of the coronavirus pandemic and lower fuel costs led Tampa Electric to seek approval from the Florida Public Service Commission to lower Tampa Electric bills. All customers will see a COVID-19 fuel credit on their bills in June through August. Residential customers will see a 20 percent reduction on summer bills, including an estimated $90 savings through December. Commercial and industrial customers can expect a total bill reduction of up to 14 to 20 percent, depending on usage and rate class through December. Tampa Electric's bills continue to be among the lowest in Florida and are more than 20 percent below the national average.

COVID-19 Update

We understand that some customers continue to face hardships due to the pandemic. We encourage customers to pay what they can now to avoid a large balance later. We ask that those impacted by financial hardship reach out to us about extended payment options. Our representatives are ready to speak with customers at 813-223-0800 weekdays from 7:30 a.m. to 6:00 p.m. Impacted customers should also look for resources on our COVID-19 response page at tampaelectric.com/updates. Here, you will find a list of community partners, including the 2-1-1 Crisis Center Network that has trained and supportive professionals who can refer customers to agencies for help with utility bill payment, food, housing and other assistance.

TECO
AN EMERA COMPANY

ACCOUNT INVOICE

peoplesgas.com
tampaelectric.com

Statement Date: 06/04/20
Account: 311000010091

PARK PLACE CDD
2005 PAN AM CIR, STE 300
TAMPA, FL 33607

Current month's charges:	$3,659.84
Total amount due:	$3,659.84
Payment Due By:	06/18/20

Your Account Summary

Previous Amount Due	$3,660.57
Payment(s) Received Since Last Statement	-$3,660.57
Credit balance after payments and credits	$0.00
Current Month's Charges	**$3,659.84**
Total Amount Due	**$3,659.84**

DO NOT PAY. Your account will be drafted on 06/18/20

Things to do:

- ✓ Read new bill carefully
- ✓ Make note of new account number
- ✓ Check out guide on last page
- ✓ Register at tecoaccount.com

Amount not paid by due date may be assessed a late payment charge and an additional deposit.

More options for you.

Visit **tecoaccount.com** to view and pay your bill, manage your information and more, 24/7 from any device.

To ensure prompt credit, please return stub portion of this bill with your payment. Make checks payable to TECO.

TECO
AN EMERA COMPANY

WAYS TO PAY YOUR BILL

mail phone online pay agent

See reverse side for more information

Account: 311000010091

Current month's charges:	$3,659.84
Total amount due:	$3,659.84
Payment Due By:	06/18/20
Amount Enclosed	$_____

700625001269 DO NOT PAY, YOUR ACCOUNT WILL BE DRAFTED ON 06/18/20

Receiver
JUN 10 2020

PARK PLACE CDD
2005 PAN AM CIR, STE 300
TAMPA, FL 33607-6008

MAIL PAYMENT TO
TECO
P.O. BOX 31318
TAMPA, FL 33631-3318

700625001269 DO NOT PAY, YOUR ACCOUNT WILL BE DRAFTED ON 06/18/20

00000036-0000382-Page 3 of 20

TECO
AN EMERA COMPANY

Thank you for rating us **"Highest in Customer Satisfaction among Midsize Residential Natural Gas Service in the South"** seven years in a row.
For J.D. Power award information, visit jdpower.com/awards

Contact Information

Residential Customer Care
813-223-0800 (Hillsborough County)
863-299-0800 (Polk County)
888-223-0800 (All other counties)

Commercial Customer Care
866-832-6249

Hearing Impaired/TTY
711

Natural Gas Outages
877-832-6747

Power Outages
877-588-1010

Electric Energy-Saving Programs
813-275-3909

Natural Gas Energy Conservation Rebates
877-832-6747

Mail Payments to
TECO
P.O. Box 31318
Tampa, FL 33631-3318

All Other Correspondence
Peoples Gas/Tampa Electric
P.O. Box 111
Tampa, FL 33601-0111

00000036-0000382-Page 4 of 20

Your payment options are:

- Schedule free one-time or recurring payments at **tecoaccount.com** using a checking or savings account.
- Mail your payment in the enclosed envelope. Please allow sufficient time for delivery.
- Pay in person at an authorized Western Union payment location, which can be found at **peoplesgas.com** or **tampaelectric.com.**
- Pay by credit card using KUBRA EZ-PAY at **tecoaccount.com** or by calling **866-689-6469**.
  (A convenience fee will be charged to your bank account or credit card.)

When making your payment, please have your bill or account number available.

Please note: If you choose to pay your bill at a location not listed on our website or provided by Peoples Gas or Tampa Electric, you are paying someone who is not authorized to act as a payment agent of Peoples Gas or Tampa Electric. You bear the risk that this unauthorized party will not relay the payment to Peoples Gas and/or Tampa Electric and do so in a timely fashion. Peoples Gas and Tampa Electric are not responsible for payments made to unauthorized agents, including their failure to deliver or timely deliver the payment to us. Such failures may result in late payment charges to your account or service disconnection.

Por favor, visite **peoplesgas.com** o **tampaelectric.com** para ver esta información en español.

TECO
AN EMERA COMPANY

Billed Individual Accounts

ACCOUNT NAME	ACCOUNT NUMBER	ADDRESS	AMOUNT
PARK PLACE CDD	211007038386	11742 CITRUS PARK DR TAMPA, FL 33626-0000	$24.54
MANDOLIN HOA	211015021994	NOELL PURCELL D&F, PH 1 TAMPA, FL 33625-0000	$938.69
MANDOLIN HOA	211015022109	CITRUS PARK BL MARINET DR TAMPA, FL 33625-0000	$1631.15
PARK PLACE CDD	211015022232	MANDOLIN PHASE 2A TAMPA, FL 33625-0000	$257.89
PARK PLACE CDD	211015022349	MANDOLIN PHASE 3 TAMPA, FL 33625-0000	$227.57
PARK PLACE CDD	211015022463	MANDOLIN PHASE 2B TAMPA, FL 33625-0000	$341.57
PARK PLACE CDD	211015022745	14719 BRICK PL TAMPA, FL 33626-0000	$36.94
PARK PLACE CDD	211015022836	14729 CANOPY DR TAMPA, FL 33626-3356	$30.46
PARK PLACE CDD	211015022968	14662 CANOPY DR TAMPA, FL 33626-3348	$28.43
PARK PLACE CDD	211015023099	11513 SPLENDID LN TAMPA, FL 33626-3366	$42.13
PARK PLACE CDD	211015023214	14691 COTSWOLDS DR LGT TAMPA, FL 33626-0000	$39.72
PARK PLACE CDD	211015023339	11562 FOUNTAINHEAD DR TAMPA, FL 33626-3321	$26.21
PARK PLACE CDD	211015023446	14572 COTSWOLDS DR TAMPA, FL 33626-0000	$34.54

00000036-0000383-Page 5 of 20

TECO
TAMPA ELECTRIC
AN EMERA COMPANY

ACCOUNT INVOICE

tampaelectric.com

Account: **211007038386**
Statement Date: 06/01/20

Details of Charges – Service from 04/21/20 to 05/19/20

Service for: 11742 CITRUS PARK DR, TAMPA, FL 33626-0000

Rate Schedule: General Service - Non Demand

00000036-0000383-Page 6 of 20

Meter Number	Read Date	Current Reading	-	Previous Reading	=	Total Used	Multiplier	Billing Period
1000265066	05/19/20	674		609		65 kWh	1	29 Days

Basic Service Charge		$18.06	
Energy Charge	65 kWh @ $0.06010/kWh	$3.91	
Fuel Charge	65 kWh @ $0.03016/kWh	$1.96	
Florida Gross Receipt Tax		$0.61	
Electric Service Cost			**$24.54**
Current Month's Electric Charges			**$24.54**

Tampa Electric Usage History

Kilowatt-Hours Per Day (Average)

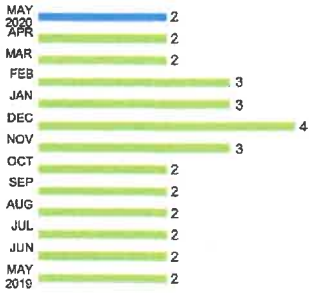

Billing information continues on next page

TECO
TAMPA ELECTRIC
AN EMERA COMPANY

ACCOUNT INVOICE

tampaelectric.com

Account: **211015021994**
Statement Date: 06/01/20

00000036-0000384-Page 7 of 20

Details of Charges – Service from 04/21/20 to 05/19/20

Service for: NOELL PURCELL D&F, PH 1, TAMPA, FL 33625-0000 **Rate Schedule: Lighting Service**

Lighting Service Items LS-1 (Bright Choices) for 29 days			
Lighting Energy Charge	1695 kWh @ $0.02871/kWh	$48.66	
Fixture & Maintenance Charge	22 Fixtures	$310.58	
Lighting Pole / Wire	22 Poles	$526.24	
Lighting Fuel Charge	1695 kWh @ $0.02989/kWh	$50.66	
Florida Gross Receipt Tax		$2.55	
Lighting Charges			**$938.69**
Current Month's Electric Charges			**$938.69**

Billing information continues on next page

TECO
TAMPA ELECTRIC
AN EMERA COMPANY

ACCOUNT INVOICE

tampaelectric.com

Account: **211015022109**
Statement Date: 06/01/20

Details of Charges – Service from 04/21/20 to 05/19/20

Service for: CITRUS PARK BL MARINET DR, TAMPA, FL 33625-0000 **Rate Schedule: Lighting Service**

Lighting Service Items LS-1 (Bright Choices) for 29 days			
Lighting Energy Charge	1340 kWh @ $0.02871/kWh	$38.47	
Fixture & Maintenance Charge	43 Fixtures	$625.63	
Lighting Pole / Wire	43 Poles	$924.99	
Lighting Fuel Charge	1340 kWh @ $0.02989/kWh	$40.05	
Florida Gross Receipt Tax		$2.01	
Lighting Charges			**$1,631.15**
Current Month's Electric Charges			**$1,631.15**

00000096-0000384-Page 8 of 20

Billing information continues on next page

TECO
TAMPA ELECTRIC
AN EMERA COMPANY

ACCOUNT INVOICE

tampaelectric.com

Account: **211015022232**
Statement Date: 06/01/20

Details of Charges – Service from 04/21/20 to 05/19/20

Service for: MANDOLIN PHASE 2A, TAMPA, FL 33625-0000

Rate Schedule: Lighting Service

00000036-0000385-Page 9 of 20

Lighting Service Items LS-1 (Bright Choices) for 29 days			
Lighting Energy Charge	183 kWh @ $0.02871/kWh	$5.25	
Fixture & Maintenance Charge	7 Fixtures	$96.19	
Lighting Pole / Wire	7 Poles	$150.71	
Lighting Fuel Charge	183 kWh @ $0.02989/kWh	$5.47	
Florida Gross Receipt Tax		$0.27	
Lighting Charges			**$257.89**
Current Month's Electric Charges			**$257.89**

Billing information continues on next page

TECO
TAMPA ELECTRIC
AN EMERA COMPANY

ACCOUNT INVOICE

tampaelectric.com

Account: **211015022349**
Statement Date: 06/01/20

Details of Charges – Service from 04/21/20 to 05/19/20

Service for: MANDOLIN PHASE 3, TAMPA, FL 33625-0000 **Rate Schedule: Lighting Service**

00000036-0000385-Page 10 of 20

Lighting Service Items LS-1 (Bright Choices) for 29 days			
Lighting Energy Charge	234 kWh @ $0.02871/kWh	$6.72	
Fixture & Maintenance Charge	6 Fixtures	$84.33	
Lighting Pole / Wire	6 Poles	$129.18	
Lighting Fuel Charge	234 kWh @ $0.02989/kWh	$6.99	
Florida Gross Receipt Tax		$0.35	
Lighting Charges			**$227.57**
Current Month's Electric Charges			**$227.57**

Billing information continues on next page

TECO
TAMPA ELECTRIC
AN EMERA COMPANY

ACCOUNT INVOICE

tampaelectric.com

Account: **211015022463**
Statement Date: 06/01/20

Details of Charges – Service from 04/21/20 to 05/19/20

Service for: MANDOLIN PHASE 2B, TAMPA, FL 33625-0000

Rate Schedule: Lighting Service

00000036-0000386-Page 11 of 20

Lighting Service Items LS-1 (Bright Choices) for 29 days			
Lighting Energy Charge	276 kWh @ $0.02871/kWh	$7.92	
Fixture & Maintenance Charge	9 Fixtures	$131.22	
Lighting Pole / Wire	9 Poles	$193.77	
Lighting Fuel Charge	276 kWh @ $0.02989/kWh	$8.25	
Florida Gross Receipt Tax		$0.41	
Lighting Charges			**$341.57**
Current Month's Electric Charges			**$341.57**

Billing information continues on next page

TECO. TAMPA ELECTRIC AN EMERA COMPANY

ACCOUNT INVOICE

tampaelectric.com

Account: **211015022745**
Statement Date: 06/01/20

Details of Charges – Service from 04/24/20 to 05/21/20

Service for: 14719 BRICK PL, TAMPA, FL 33626-0000

Rate Schedule: General Service - Non Demand

00000036-0000386-Page 12 of 20

Meter Number	Read Date	Current Reading	-	Previous Reading	=	Total Used	Multiplier	Billing Period
1000152133	05/21/20	16,057		15,858		199 kWh	1	28 Days

Basic Service Charge		$18.06
Energy Charge	199 kWh @ $0.06010/kWh	$11.96
Fuel Charge	199 kWh @ $0.03016/kWh	$6.00
Florida Gross Receipt Tax		$0.92
Electric Service Cost		**$36.94**
Current Month's Electric Charges		**$36.94**

Tampa Electric Usage History

Kilowatt-Hours Per Day (Average)

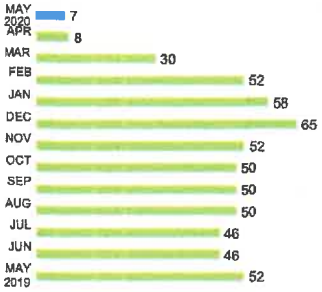

Billing information continues on next page

TECO
TAMPA ELECTRIC
AN EMERA COMPANY

ACCOUNT INVOICE

tampaelectric.com

Account: **211015022836**
Statement Date: 06/01/20

00000036-0000387-Page 13 of 20

Details of Charges – Service from 04/23/20 to 05/21/20

Service for: 14729 CANOPY DR, TAMPA, FL 33626-3356

Rate Schedule: General Service - Non Demand

Meter Number	Read Date	Current Reading	-	Previous Reading	=	Total Used	Multiplier	Billing Period
1000206733	05/21/20	1,689		1,560		129 kWh	1	29 Days

Basic Service Charge		$18.06	
Energy Charge	129 kWh @ $0.06010/kWh	$7.75	
Fuel Charge	129 kWh @ $0.03016/kWh	$3.89	
Florida Gross Receipt Tax		$0.76	
Electric Service Cost			**$30.46**
Current Month's Electric Charges			**$30.46**

Tampa Electric Usage History

Kilowatt-Hours Per Day (Average)

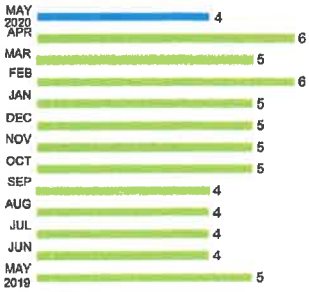

Billing information continues on next page

TECO
TAMPA ELECTRIC
AN EMERA COMPANY

ACCOUNT INVOICE

tampaelectric.com

Account: **211015022968**
Statement Date: 06/01/20

Details of Charges – Service from 04/23/20 to 05/21/20

Service for: 14662 CANOPY DR, TAMPA, FL 33626-3348

Rate Schedule: General Service - Non Demand

Meter Location: Area Light

Meter Number	Read Date	Current Reading	-	Previous Reading	=	Total Used	Multiplier	Billing Period
1000198591	05/21/20	1,169		1,062		107 kWh	1	29 Days

Basic Service Charge		$18.06	
Energy Charge	107 kWh @ $0.06010/kWh	$6.43	
Fuel Charge	107 kWh @ $0.03016/kWh	$3.23	
Florida Gross Receipt Tax		$0.71	
Electric Service Cost			**$28.43**
Current Month's Electric Charges			**$28.43**

Tampa Electric Usage History

Kilowatt-Hours Per Day (Average)

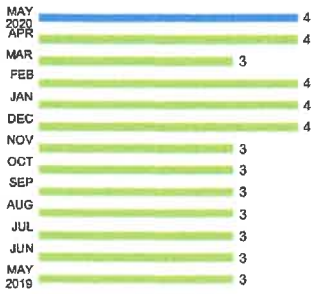

Billing information continues on next page

00000036-0000387-Page 14 of 20

TECO
TAMPA ELECTRIC
AN EMERA COMPANY

ACCOUNT INVOICE

tampaelectric.com

Account: **211015023099**
Statement Date: 06/01/20

Details of Charges – Service from 04/23/20 to 05/21/20

Service for: 11513 SPLENDID LN, TAMPA, FL 33626-3366

Rate Schedule: General Service - Non Demand

00000036-0000388-Page 15 of 20

Meter Number	Read Date	Current Reading	-	Previous Reading	=	Total Used	Multiplier	Billing Period
1000198613	05/21/20	3,248		2,993		255 kWh	1	29 Days

Basic Service Charge		$18.06	
Energy Charge	255 kWh @ $0.06010/kWh	$15.33	
Fuel Charge	255 kWh @ $0.03016/kWh	$7.69	
Florida Gross Receipt Tax		$1.05	
Electric Service Cost			**$42.13**
Current Month's Electric Charges			**$42.13**

Tampa Electric Usage History

Kilowatt-Hours Per Day (Average)

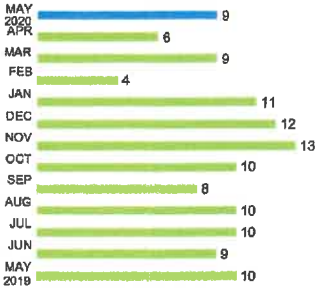

Billing information continues on next page

TECO. TAMPA ELECTRIC AN EMERA COMPANY

ACCOUNT INVOICE

tampaelectric.com

Account: **211015023214**
Statement Date: 06/01/20

Details of Charges – Service from 04/23/20 to 05/21/20

Service for: 14691 COTSWOLDS DR LGT, TAMPA, FL 33626-0000

Rate Schedule: General Service - Non Demand

Meter Number	Read Date	Current Reading	-	Previous Reading	=	Total Used	Multiplier	Billing Period
1000180482	05/21/20	3,294		3,065		229 kWh	1	29 Days

Basic Service Charge		$18.06	
Energy Charge	229 kWh @ $0.06010/kWh	$13.76	
Fuel Charge	229 kWh @ $0.03016/kWh	$6.91	
Florida Gross Receipt Tax		$0.99	
Electric Service Cost			**$39.72**
Current Month's Electric Charges			**$39.72**

Tampa Electric Usage History

Kilowatt-Hours Per Day (Average)

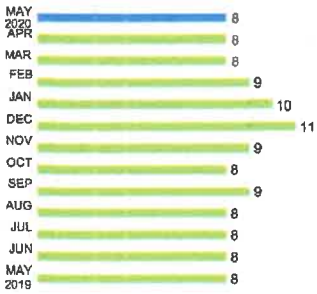

00000036-0000388-Page 16 of 20

Billing information continues on next page

TECO. TAMPA ELECTRIC
AN EMERA COMPANY

ACCOUNT INVOICE

tampaelectric.com

Account: **211015023339**
Statement Date: 06/01/20

00000036-0000398-Page 17 of 20

Details of Charges – Service from 04/23/20 to 05/21/20

Service for: 11562 FOUNTAINHEAD DR, TAMPA, FL 33626-3321

Rate Schedule: General Service - Non Demand

Meter Location: PUMP/LIFT STATION

Meter Number	Read Date	Current Reading	-	Previous Reading	=	Total Used	Multiplier	Billing Period
1000181268	05/21/20	1,173		1,090		83 kWh	1	29 Days

Basic Service Charge		$18.06	
Energy Charge	83 kWh @ $0.06010/kWh	$4.99	
Fuel Charge	83 kWh @ $0.03016/kWh	$2.50	
Florida Gross Receipt Tax		$0.66	
Electric Service Cost			**$26.21**
Current Month's Electric Charges			**$26.21**

Tampa Electric Usage History

Kilowatt-Hours Per Day (Average)

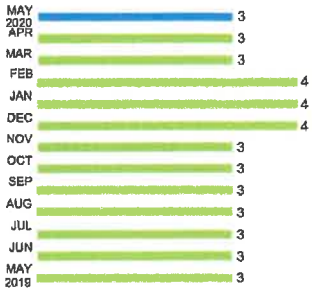

Billing information continues on next page

TECO
TAMPA ELECTRIC
AN EMERA COMPANY

ACCOUNT INVOICE

tampaelectric.com

Account: **211015023446**
Statement Date: 06/01/20

Details of Charges – Service from 04/23/20 to 05/21/20

Service for: 14572 COTSWOLDS DR, TAMPA, FL 33626-0000

Rate Schedule: General Service - Non Demand

Meter Location: PUMP/LIFT STATION

Meter Number	Read Date	Current Reading	-	Previous Reading	=	Total Used	Multiplier	Billing Period
1000180490	05/21/20	2,484		2,311		173 kWh	1	29 Days

Basic Service Charge		$18.06	
Energy Charge	173 kWh @ $0.06010/kWh	$10.40	
Fuel Charge	173 kWh @ $0.03016/kWh	$5.22	
Florida Gross Receipt Tax		$0.86	
Electric Service Cost			**$34.54**
Current Month's Electric Charges			**$34.54**
Total Current Month's Charges			**$3,659.84**

Tampa Electric Usage History

Kilowatt-Hours Per Day (Average)

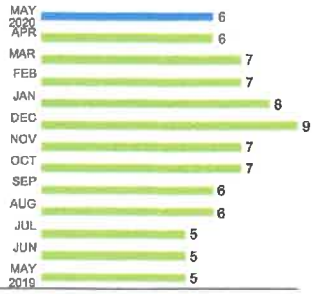

Important Messages

We've noticed that you have been paying your bill electronically lately. To help cut down on clutter and waste, we are no longer including a remittance envelope with your bill. Should you want to mail in your payment, you can request a payment envelope by calling 813-223-0800 or simply use a regular envelope and address it to Tampa Electric Company P.O. Box 31318, Tampa, Florida 33631-3318.

00000036-0000383-Page 18 of 20

Understanding Your Charges

Average kWh per day – The average amount of electricity purchased per day.

Basic Service Charge/Customer Charge – A fixed monthly amount to cover the cost of providing service to your location. These charges are billed monthly regardless if any service is used.

Bright Choices℠ – The number of light fixtures and/or poles leased from Tampa Electric, and associated fees and charges.

BTU – British thermal unit – a unit of heat measurement.

Budget Billing – Optional plan averages your home's last 12 monthly billing periods so you pay the same amount for your service each month.

Buried Piping Notification – Federal regulations require that Peoples Gas notify our customers who own buried piping of the following: 1) When excavating near buried gas piping, the piping should be located in advance; 2) The gas supplier does not own or maintain the customer's buried piping; 3) Buried piping that is not maintained may be subject to corrosion and/ or leakage. Buried piping should be inspected periodically and any unsafe conditions repaired. Licensed plumbers, heating and air conditioning contractors, or Peoples Gas can conduct inspections.

Conversion Factor – This factor is used to adjust for variations from standard delivery pressure and standard delivery temperature where applicable.

Distribution Charge – Covers the costs of moving gas from its source to your premise, other than the cost of gas itself.

Energy Charge – The cost (except fuel) of producing and delivering the electricity you purchased, including conservation, environmental and capacity cost recovery charges.

Estimated – If Tampa Electric was unable to read your meter, "ESTIMATED" will appear. Your meter will be read next month, and any difference will be adjusted accordingly.

Florida Gross Receipts Tax – A tax is imposed on gross receipts from utility services that are delivered to retail customers in Florida, in accordance with Chapter 203 of the Florida Statutes. Utility companies collect the tax from all customers, unless exempt, and remit to the state.

Florida State Tax – A tax imposed on every person who engages in the business of selling or renting tangible personal property at retail in the state, in accordance with Chapter 212 of the Florida Statutes.

Franchise Fee – A fee levied by a municipality for the right to utilize public property for the purpose of providing natural gas and electric service. The fee is collected by Peoples Gas and Tampa Electric and paid to the municipality.

Fuel Charge – Cost of fuel used to produce electricity you purchased. Fuel costs are passed through from fuel suppliers to our customers with no markup or profit to Tampa Electric.

Kilowatt-Hours (kWh) – The basic measurement of electric energy use.

Late Payment Charge – For past due amounts more than $10, the late payment charge is the greater of $5 or 1.5% of the past due amount. For past due amounts of $10 or less, the late payment charge is 1.5% of the past due amount.

Main Extension Charge – A flat monthly fee to recover the cost of extending mains to a particular area when the cost exceeds the maximum allowable construction cost.

Measured Volume – Your natural gas usage in CCF (one hundred cubic feet) or MCF (one thousand cubic feet). These are the standard units of gas measurement.

Municipal Public Service Tax – Many municipalities levy a tax on the natural gas and electricity you use. It is collected by Peoples Gas and Tampa Electric and paid to the municipality.

PGA Charge – Purchased Gas Adjustment – the cost of gas purchased for you by Peoples Gas and delivered to your premises.

Past Due – Previous charges that are past due are subject to a late payment charge fee and may result in disconnection.

Rate Schedule – The amount (rate) you pay depends on your customer category. The cost of providing service varies with the customer group.

Share – A program co-sponsored by Peoples Gas and Tampa Electric and the Salvation Army for customers to help pay the energy bills of customers in need one time or monthly on your bill. Your contribution is tax deductible and is matched by Peoples Gas and Tampa Electric.

Sun Select℠ – The cost of producing energy you purchased from dedicated solar generation facilities. You pay no fuel charge for the Sun Select portion of your bill.

Sun to Go℠ – The amount of electricity purchased from solar generating sources serving the Sun to Go program, which provides optional renewable energy purchases in 200 kWh blocks.

Swing Charge – Covers the costs that are incurred by Peoples Gas to balance the difference between a customer's actual daily usage and the gas delivered by your gas supplier (pool manager).

Therm – A unit of heat equal to one hundred thousand (100,000) BTUs.

Total Amount Due – This month's charges will be past due after the date shown. THIS DATE DOES NOT EXTEND THE DATE ON ANY PREVIOUS BALANCE. It's important that you pay your bill before this date to avoid interruption of service.

Zap Cap Systems® – Surge protection for your home or business sold separately as a non-energy charge.

For more information about your bill, please visit **peoplesgas.com** or **tampaelectric.com**.

00000036-0000390-Page 19 of 20

00000096-0000390-Page 20 of 20

Charles Aquatics, Inc.

6869 Phillips Parkway Drive South
Jacksonville, FL 32256
904-997-0044

Invoice

Date	Invoice #
6/9/2020	39012

Due Date
6/9/2020

Bill To
Park Place CDD c/o Meritus Corp 2005 Pan Am Cir #120 Tampa, FL 33607

Qty	Description	Rate	Amount
1	Fountain Light Repair: Replaced color board assembly & lens gasket	273.00	273.00

PA
6400 53702

Thank you so much for your business!

Balance Due $273.00

Spearem Enterprises, LLC
18865 state rd 54 ste 122
land o lakes, FL 33558
(727) 237-2316
spearem.jmb@gmail.com

INVOICE

BILL TO
Park Place CDD
Meritus
5680 W. Cypress Street, Suite A
Tampa , FL 33607

INVOICE # 4257
DATE 06/28/2020
DUE DATE 07/07/2020
TERMS Due on receipt

DESCRIPTION	QTY	RATE	AMOUNT
Labor Esates: At 11713 Gothic Lane there is a parking sign that sits right across the street from their house and blocks their view of the pond. There is another sign on the other side as well. Signs Relocated.	1	80.00	80.00

BS

It is anticipated that permits will not be required for the above work, and if required, the associated
costs will be added to the price stated below. Any existing
conditions that are not reasonably discoverable prior to the job start date, which in anyway interferes with the safe and satisfactory completion of this job, will be corrected by an additional work order and estimate for approval prior to resuming job. Spearem Enterprises, LLC is not responsible for any delays in performance of service that are due in full or in part to circumstances beyond our control. Spearem Enterprises, LLC is not responsible for damage, personal or property damage by others at the job site.
Whether actual or consequential, or any claim
arising out of or relating to "Acts of God".
Job will Commence within 30 days of receiving signed, approved proposal-weather permitting.

BALANCE DUE **$80.00**

6400 53902 VB

YELLOWSTONE LANDSCAPE

INVOICE

INVOICE #	INVOICE DATE
TM 122269	6/16/2020
TERMS	**PO NUMBER**
Net 30	

Bill To:

Park Place CDD
c/o Meritus
c/o Meritus Communities
2005 Pan Am Circle, Suite 300
Tampa, FL 33607

Property Name: Park Place CDD

Remit To:

Yellowstone Landscape
PO Box 101017
Atlanta, GA 30392-1017

Invoice Due Date: July 16, 2020
Invoice Amount: $299.96

Description	Current Amount
Palm tree removal	
Arbor	$299.96

53402

Invoice Total **$299.96**

4577

Excellence IN COMMERCIAL LANDSCAPING

Should you have any questions or inquiries please call (386) 437-6211.

YELLOWSTONE LANDSCAPE

INVOICE

INVOICE #	INVOICE DATE
TM 122312	6/16/2020
TERMS	**PO NUMBER**
Net 30	

Bill To:

Park Place CDD
c/o Meritus
c/o Meritus Communities
2005 Pan Am Circle, Suite 300
Tampa, FL 33607

Remit To:

Yellowstone Landscape
PO Box 101017
Atlanta, GA 30392-1017

Property Name: Park Place CDD

Invoice Due Date: July 16, 2020
Invoice Amount: $339.57

Description	Current Amount
June Irrigation Inspection Repair Wet check all systems at Mandolin Reserve replaced 2 rotor heads 1 spray head and nozzle and repaired 4 swing pipe fittings going to heads . At Coach Homes Replaced 1 spray head and 1 nozzle also replaced 1 swing pipe elbow.At Citrus Park Replaced 1 spray head and 1 nozzle.At Mandolin Estates Replaced 1 Broken valve box and repaired 1-3/4" Zone line.And at the Manors we replaced 1 spray head and nozzle and replaced 1 swing elbow.	
Irrigation Repairs	$339.57

5390
B 4580

Invoice Total **$339.57**

Excellence
IN COMMERCIAL LANDSCAPING

Should you have any questions or inquiries please call (386) 437-6211.

Yellowstone Landscape | Post Office Box 849 | Bunnell FL 32110 | Tel 386.437.6211 | Fax 386.437.1286

219

YELLOWSTONE
LANDSCAPE

Proposal #69539
Date: 06/12/2020
From: Richard Whitcomb

Proposal For

Meritus
c/o Meritus Communities
2005 Pan Am Circle, Suite 300
Tampa, FL 33607

main:
mobile:

Location

11740 Casa Lago Ln
Westchase, FL 33607

Property Name: Park Place CDD

June Irrigation Inspection Repair

Terms: Net 30

DESCRIPTION	QUANTITY	UNIT PRICE	AMOUNT
Irrigation Labor	3.50	$59.15	$207.03
6" Spray Head	3.00	$12.30	$36.90
4" Rotor Head	3.00	$20.00	$60.00
15 H Spray Nozzle	3.00	$1.70	$5.10
1/2" Barbed Elbow	3.00	$0.38	$1.13
10" Round Valve Box	1.00	$23.88	$23.88
3/3" Coupling	1.00	$0.58	$0.58
3/4" Elbow	1.00	$0.70	$0.70
1/2" Coupling	4.00	$0.43	$1.70
1/2" Flex Pipe	3.00	$0.85	$2.55

Client Notes
Wet check all systems at Mandolin Reserve replaced 2 rotor heads 1 spray head and nozzle and repaired 4 swing pipe fittings going to heads . At Coach Homes Replaced 1 spray head and 1 nozzle also replaced 1 swing pipe elbow.At Citrus Park Replaced 1 spray head and 1 nozzle.At Mandolin Estates Replaced 1 Broken valve box and repaired 1-3/4" Zone line.And at the Manors we replaced 1 spray head and nozzle and replaced 1 swing elbow.

SUBTOTAL	$339.57
SALES TAX	$0.00
TOTAL	$339.57

Signature

x

Signature above authorizes Yellowstone Landscape to perform work as described above and verifies that the prices and specifications are hereby accepted. All overdue balances will be charge a 1.5% a month, 18% annual percentage rate.
Limited Warranty: All plant material is under a limited warranty for one year. Transplanted plant material and/or plant material that dies due to conditions out of Yellowstone Landscape's control (i.e. Acts of God, vandalism, inadequate irrigation due to water restrictions, etc.) shall not be included in the warranty.

Contact

Print Name: _____

Title: _____

Date: _____

Assigned To

Richard Whitcomb
Office:
rwhitcomb@yellowstonelandscape.com

YELLOWSTONE LANDSCAPE

INVOICE

INVOICE #	INVOICE DATE
TM 123139	6/23/2020
TERMS	**PO NUMBER**
Net 30	

Bill To:

Park Place CDD
c/o Meritus
c/o Meritus Communities
2005 Pan Am Circle, Suite 300
Tampa, FL 33607

Remit To:

Yellowstone Landscape
PO Box 101017
Atlanta, GA 30392-1017

Property Name: Park Place CDD

Invoice Due Date: July 23, 2020
Invoice Amount: $8,475.38

Description	Current Amount
Canopy Ln./Splendid Ln. Median Islands	
Plant Installation	$8,475.38

B4 4554 53902

Invoice Total **$8,475.38**

Excellence
IN COMMERCIAL LANDSCAPING

Should you have any questions or inquiries please call (386) 437-6211.

YELLOWSTONE LANDSCAPE

Proposal #54153
Date: 03/11/2020
From: Timothy Bowersox

Proposal For

Meritus
c/o Meritus Communities
2005 Pan Am Circle, Suite 300
Tampa, FL 33607

main:
mobile:

Location

11740 Casa Lago Lane
Westchase, FL 33607

Property Name: Park Place CDD

Canopy Ln./Splendid Ln. Median Islands

Terms: Net 30

Installation of landscaping per provided renderings.

DESCRIPTION	QUANTITY	UNIT PRICE	AMOUNT
Installation Labor	1.00	$2,496.25	$2,496.25
Arboricola Trinette 3 GAL	117.00	$13.75	$1,608.75
Pink Muhly grass 3 GAL	56.00	$13.75	$770.00
Liriope 1 GAL	217.00	$7.38	$1,600.38
Japanese Blueberry 30 GAL	2.00	$262.50	$525.00
Pinebark mulch	100.00	$7.50	$750.00
Pro Vista St. Augustaine sod	1.00	$475.00	$475.00

Client Notes

SUBTOTAL	$8,475.38
SALES TAX	$0.00
TOTAL	$8,475.38

Signature

x

Signature above authorizes Yellowstone Landscape to perform work as described above and verifies that the prices and specifications are hereby accepted. All overdue balances will be charge a 1.5% a month, 18% annual percentage rate.
Limited Warranty: All plant material is under a limited warranty for one year. Transplanted plant material and/or plant material that dies due to conditions out of Yellowstone Landscape's control (i.e. Acts of God, vandalism, inadequate irrigation due to water restrictions, etc.) shall not be included in the warranty.

Contact

Print Name: Brian Hunt

Title: Dist Mgr

Date: 5/21/20

Assigned To

Timothy Bowersox

Office:
tbowersox@yellowstonelandscape.com

Park Place Community Development District
Summary of Operations and Maintenance Invoices

Vendor	Invoice/Account Number	Amount	Vendor Total	Monthly Budget	Comments/Description
Monthly Contract					
Meritus Districts	9889	7,205.17			Management Services - July
Monthly Contract Sub-Total		**$ 7,205.17**			
Variable Contract					
Straley Robin Vericker	18615	335.00			Professional Services - General - thru 07/15/20
US Bank	5779839	4,148.38			Series 2008 Trustee Fees - 06/01/20-05/31/20
US Bank	5781803	3,555.75	**$ 7,704.13**		Series 2014 Trustee Fees - 06/01/20-05/31/20
Variable Contract Sub-Total		**$ 8,039.13**			
Utilities					
Utilities Sub-Total		**$ 0.00**			
Regular Services					
Regular Services Sub-Total		**$ 0.00**			
Additional Services					
Meritus Districts	9982	750.00			August 31 Workshop - 07/27/20
Additional Services Sub-Total		**$ 750.00**			
TOTAL:		**$ 15,994.30**			

Approved (with any necessary revisions noted):

Park Place Community Development District
Summary of Operations and Maintenance Invoices

Vendor	Invoice/Account Number	Amount	Vendor Total	Monthly Budget	Comments/Description

Signature Printed Name

Title (check one):

[ ] Chairman [ ] Vice Chairman [ ] Assistant Secretary

Meritus Districts
2005 Pan Am Circle
Suite 300
Tampa, FL 33607

Voice: 813-397-5121
Fax: 813-873-7070

INVOICE

Invoice Number: 9889
Invoice Date: Jul 1, 2020
Page: 1

Bill To:	Ship to:
Park Place CDD 2005 Pan Am Circle Ste 300 Tampa, FL 33607	

Customer ID	Customer PO	Payment Terms	
Park Place CDD		Net Due	
	Shipping Method	**Ship Date**	**Due Date**
	Best Way		7/1/20

Quantity	Item	Description	Unit Price	Amount
		District Management Services - July		4,333.33
		Accounting Services		2,583.34
		Gate management		150.00
		Postage - May		13.50
		Website Administration		125.00

Subtotal	7,205.17
Sales Tax	
Total Invoice Amount	7,205.17
Payment/Credit Applied	
TOTAL	**7,205.17**

Straley Robin Vericker

1510 W. Cleveland Street
Tampa, FL 33606
Telephone (813) 223-9400 * Facsimile (813) 223-5043
Federal Tax Id. - 20-1778458

Park Place Community Development
c/o MERITUS DISTRICTS
2005 PAN AM CIRCLE, SUITE 300
TAMPA, FL 33607

July 22, 2020
Client: 001365
Matter: 000001
Invoice #: 18615

RE: General

5140

For Professional Services Rendered Through July 15, 2020

SERVICES

Date	Person	Description of Services	Hours	
6/16/2020	JMV	REVIEW AGENDA PACKET FOR CDD BOARD MEETING; DRAFT EMAIL TO B. HOWELL.	0.3	
6/18/2020	JMV	PREPARE CDD LEGAL NOTICE.	0.3	
6/22/2020	LB	FINALIZE BUDGET PUBLICATION ADS FOR O&M BUDGET AND ASSESSMENTS FOR FY 2020/2021; PREPARE EMAIL TO B. CRUTCHFIELD WITH INSTRUCTIONS FOR SAME.	0.2	
7/6/2020	JMV	REVIEW COMMUNICATION FROM B. HOWELL; REVIEW EXECUTIVE ORDER RE: VIRTUAL MEETINGS; DRAFT EMAIL TO B. HOWELL.	0.4	
		Total Professional Services	1.2	$335.00

PERSON RECAP

Person		Hours	Amount
JMV	John M. Vericker	1.0	$305.00
LB	Lynn Butler	0.2	$30.00

Total Services	$335.00	
Total Disbursements	$0.00	
Total Current Charges		$335.00
PAY THIS AMOUNT		**$335.00**

Please Include Invoice Number on all Correspondence

Corporate Trust Services
EP-MN-WN3L
60 Livingston Ave.
St. Paul, MN 55107

Invoice Number:	5779839
Account Number:	123557000
Invoice Date:	06/25/2020
Direct Inquiries To:	VALERIE BARRETO
Phone:	407-835-3804

PARK PLACE CDD
C/O MERITUS DISTRICTS
2005 PAN AM CIRCLE SUITE 300
TAMPA, FL 33607

PARK PLACE CDD REFUNDING REVENUE BONDS, SERIES 2008

The following is a statement of transactions pertaining to your account. For further information, please review the attached.

STATEMENT SUMMARY

PLEASE REMIT BOTTOM COUPON PORTION OF THIS PAGE WITH CHECK PAYMENT OF INVOICE.

TOTAL AMOUNT DUE	$4,148.38

All invoices are due upon receipt.

Please detach at perforation and return bottom portion of the statement with your check, payable to U.S. Bank.

PARK PLACE CDD REFUNDING REVENUE BONDS, SERIES 2008

Invoice Number:	5779839
Account Number:	123557000
Current Due:	$4,148.38
Direct Inquiries To:	VALERIE BARRETO
Phone:	407-835-3804

Wire Instructions:
U.S. Bank
ABA # 091000022
Acct # 1-801-5013-5135
Trust Acct # 123557000
Invoice # 5779839
Attn: Fee Dept St. Paul

Please mail payments to:
U.S. Bank
CM-9690
PO BOX 70870
St. Paul, MN 55170-9690

Corporate Trust Services
EP-MN-WN3L
60 Livingston Ave.
St. Paul, MN 55107

Invoice Number:	5779839
Invoice Date:	06/25/2020
Account Number:	123557000
Direct Inquiries To:	VALERIE BARRETO
Phone:	407-835-3804

PARK PLACE CDD REFUNDING REVENUE BONDS, SERIES 2008

Accounts Included In This Relationship:	123557000	123557001	123557002	123557004	123557005	123557007

CURRENT CHARGES SUMMARIZED FOR ENTIRE RELATIONSHIP

Detail of Current Charges	Volume	Rate	Portion of Year	Total Fees
04200 Trustee	1.00	3,850.00	100.00%	$3,850.00
Subtotal Administration Fees - In Advance 06/01/2020 - 05/31/2021				**$3,850.00**
Incidental Expenses	3,850.00	0.0775		$298.38
Subtotal Incidental Expenses				**$298.38**
TOTAL AMOUNT DUE				**$4,148.38**

The fees shown on this invoice are reflective of the most recent fee schedule or notice of fee adjustment provided by U.S. Bank.

Corporate Trust Services
EP-MN-WN3L
60 Livingston Ave.
St. Paul, MN 55107

Invoice Number:	5781803
Account Number:	209684000
Invoice Date:	06/25/2020
Direct Inquiries To:	VALERIE BARRETO
Phone:	407-835-3804

PARK PLACE CDD
ATTN ACCOUNTS PAYABLE
2005 PAN AM CIRCLE SUITE 300
TAMPA, FL 33607

PARK PLACE CDD SER 2014

The following is a statement of transactions pertaining to your account. For further information, please review the attached.

STATEMENT SUMMARY

PLEASE REMIT BOTTOM COUPON PORTION OF THIS PAGE WITH CHECK PAYMENT OF INVOICE.

TOTAL AMOUNT DUE	$3,555.75

All invoices are due upon receipt.

Please detach at perforation and return bottom portion of the statement with your check, payable to U.S. Bank.

PARK PLACE CDD SER 2014

Invoice Number:	5781803
Account Number:	209684000
Current Due:	$3,555.75
Direct Inquiries To:	VALERIE BARRETO
Phone:	407-835-3804

Wire Instructions:
U.S. Bank
ABA # 091000022
Acct # 1-801-5013-5135
Trust Acct # 209684000
Invoice # 5781803
Attn: Fee Dept St. Paul

Please mail payments to:
U.S. Bank
CM-9690
PO BOX 70870
St. Paul, MN 55170-9690

Corporate Trust Services
EP-MN-WN3L
60 Livingston Ave.
St. Paul, MN 55107

Invoice Number:	5781803
Invoice Date:	06/25/2020
Account Number:	209684000
Direct Inquiries To:	VALERIE BARRETO
Phone:	407-835-3804

PARK PLACE CDD SER 2014

Accounts Included In This Relationship: 209684000 209684001 209684002 209684003 209684004

CURRENT CHARGES SUMMARIZED FOR ENTIRE RELATIONSHIP

Detail of Current Charges	Volume	Rate	Portion of Year	Total Fees
04200 Trustee	1.00	3,300.00	100.00%	$3,300.00
Subtotal Administration Fees - In Advance 06/01/2020 - 05/31/2021				**$3,300.00**
Incidental Expenses	3,300.00	0.0775		$255.75
Subtotal Incidental Expenses				**$255.75**
TOTAL AMOUNT DUE				**$3,555.75**

The fees shown on this invoice are reflective of the most recent fee schedule or notice of fee adjustment provided by U.S. Bank.

Meritus Districts
2005 Pan Am Circle
Suite 300
Tampa, FL 33607

Voice: 813-397-5121
Fax: 813-873-7070

INVOICE

Invoice Number: 9982
Invoice Date: Jul 27, 2020
Page: 1

Bill To:	Ship to:
Park Place CDD 2005 Pan Am Circle Ste 300 Tampa, FL 33607	

Customer ID	Customer PO	Payment Terms	
Park Place CDD		Net Due	
	Shipping Method	**Ship Date**	**Due Date**
	Best Way		7/27/20

Quantity	Item	Description	Unit Price	Amount
		August 31 workshop		750.00

Subtotal	750.00
Sales Tax	
Total Invoice Amount	750.00
Payment/Credit Applied	
TOTAL	**750.00**

Park Place Community Development District
Summary of Operations and Maintenance Invoices

Vendor	Invoice/Account Number	Highland Park Amount	Mixed Use Amount	Invoice Total	Vendor Total	Monthly Budget/ Contract Highland Park	Monthly Budget/ Contract Mixed Use	Comments/Description
Monthly Contract								
Cypress Creek Aquatics	1041	1,620.00	540.00	2,160.00				Aquatic Maintenance - July
Monthly Contract Sub-Total				**2,160.00**				
Variable Contract								
Variable Contract Sub-Total				**$0.00**				
Utilities								
Tampa Electric	311000010091 070620	197.23	65.74	584.81				Electric Service - thru 06/22/20
Utilities Sub-Total				**$584.81**				
Regular Services								
Regular Services Sub-Total				**$0.00**				
Additional Services								
Don Harrison Enterprises	2666	450.00	150.00	600.00				HP - Installed Timeclocks - 07/22/20
FLA Pools, Inc.	01082799	2,173.50	724.50	2,898.00				HP - Waterfall Remodel - 2nd Payment - 07/06/20
Site Masters of Florida, LLC	071520 3	1,575.00	525.00	2,100.00				HP - Adjusted Stop Signs - 07/15/20
Spearem Enterprises, LLC	4269	487.50	162.50	650.00				HP - Reinstall Pavers - 07/01/20
Spearem Enterprises, LLC	4288	225.00	75.00	300.00				HP - Clean Playground - thru 07/13/20
Spearem Enterprises, LLC	4297	180.00	60.00	240.00	**$ 1,190.00**			HP - Clean Fountain - 07/25/20
Yellowstone	TM132048	192.89	64.30	257.18				HP - Irrigation Repairs - 07/23/20
Additional Services Sub-Total				**$7,045.18**				
Total				**$9,789.99**				

Approved (with any necessary revisions noted):

Park Place Community Development District
Summary of Operations and Maintenance Invoices

Vendor	Invoice/Account Number	Highland Park Amount	Mixed Use Amount	Invoice Total	Vendor Total	Monthly Budget/ Contract Highland Park	Monthly Budget/ Contract Mixed Use	Comments/Description

Signature Printed Name

Title (check one):

[ ] Chairman [ ] Vice Chairman [ ] Assistant Secretary

Cypress Creek Aquatics, Inc.
12231 Main St Unit 1196
San Antonio, FL 33576

Invoice

Date	Invoice #
7/1/2020	1041

Bill To	Ship To
Park Place CDD c/o Meritus Corp 2005 Pan Am Circle, Suite 300 Tampa, FL 33607	

P.O. Number	Terms	Project
	Net 30	Maintenance Agreement

Quantity	Item Code	Description	Price Each	Amount
1	Aquatic Maintenance	Aquatic Maintenance 1. Floating Vegetation Control 2. Filamentous Algae Control 3. Submersed vegetation Control 4. Shoreline grass & brush control 5. Perimeter trash cleanup	3,160.00	3,160.00

BN

Total $3,160.00

TECO
AN EMERA COMPANY

ACCOUNT INVOICE

peoplesgas.com
tampaelectric.com

Statement Date: 07/06/20
Account: 311000010091

PARK PLACE CDD
2005 PAN AM CIR, STE 300
TAMPA, FL 33607

Current month's charges:	$3,592.60
Total amount due:	$3,574.60
Payment Due By:	07/20/20

Your Account Summary

Previous Amount Due	$3,659.84
Payment(s) Received Since Last Statement	-$3,659.59
Miscellaneous Credits	-$18.25
Credit balance after payments and credits	-$18.00
Current Month's Charges	**$3,592.60**
Total Amount Due	**$3,574.60**

DO NOT PAY. Your account will be drafted on 07/20/20

Amount not paid by due date may be assessed a late payment charge and an additional deposit.

Things to do:

- ✓ Read new bill carefully
- ✓ Make note of new account number
- ✓ Check out guide on last page
- ✓ Register at tecoaccount.com

53102 4301 $2989.79
53104 4301 $438.24
53106 4301 $146.57

More options for you.

Visit **tecoaccount.com** to view and pay your bill, manage your information and more, 24/7 from any device.

To ensure prompt credit, please return stub portion of this bill with your payment. Make checks payable to TECO.

TECO
AN EMERA COMPANY

WAYS TO PAY YOUR BILL

mail phone online pay agent

See reverse side for more information

Account: 311000010091

Current month's charges:	$3,592.60
Total amount due:	$3,574.60
Payment Due By:	07/20/20
Amount Enclosed	$_____

700500001376 DO NOT PAY, YOUR ACCOUNT WILL BE DRAFTED ON 07/20/20

Received
JUL 13 2020

PARK PLACE CDD
2005 PAN AM CIR, STE 300
TAMPA, FL 33607-6008

MAIL PAYMENT TO
TECO
P.O. BOX 31318
TAMPA, FL 33631-3318

TECO
AN EMERA COMPANY

Thank you for rating us **"Highest in Customer Satisfaction among Midsize Residential Natural Gas Service in the South"** seven years in a row.
For J.D. Power award information, visit jdpower.com/awards

Contact Information

Residential Customer Care
813-223-0800 (Hillsborough County)
863-299-0800 (Polk County)
888-223-0800 (All other counties)

Commercial Customer Care
866-832-6249

Hearing Impaired/TTY
711

Natural Gas Outages
877-832-6747

Power Outages
877-588-1010

Electric Energy-Saving Programs
813-275-3909

Natural Gas Energy Conservation Rebates
877-832-6747

Mail Payments to
TECO
P.O. Box 31318
Tampa, FL 33631-3318

All Other Correspondence
Peoples Gas/Tampa Electric
P.O. Box 111
Tampa, FL 33601-0111

00000038-0000398-Page 4 of 20

Your payment options are:

- Schedule free one-time or recurring payments at **tecoaccount.com** using a checking or savings account.
- Mail your payment in the enclosed envelope. Please allow sufficient time for delivery.
- Pay in person at an authorized Western Union payment location, which can be found at **peoplesgas.com** or **tampaelectric.com**.
- Pay by credit card using KUBRA EZ-PAY at **tecoaccount.com** or by calling **866-689-6469**.
  (A convenience fee will be charged to your bank account or credit card.)

When making your payment, please have your bill or account number available.

Please note: If you choose to pay your bill at a location not listed on our website or provided by Peoples Gas or Tampa Electric, you are paying someone who is not authorized to act as a payment agent of Peoples Gas or Tampa Electric. You bear the risk that this unauthorized party will not relay the payment to Peoples Gas and/or Tampa Electric and do so in a timely fashion. Peoples Gas and Tampa Electric are not responsible for payments made to unauthorized agents, including their failure to deliver or timely deliver the payment to us. Such failures may result in late payment charges to your account or service disconnection.

Por favor, visite **peoplesgas.com** o **tampaelectric.com** para ver esta información en español.

TECO
AN EMERA COMPANY

Billed Individual Accounts

ACCOUNT NAME	ACCOUNT NUMBER	ADDRESS	AMOUNT
PARK PLACE CDD	211007038386	11742 CITRUS PARK DR TAMPA, FL 33626-0000	$23.47
MANDOLIN HOA	211015021994	NOELL PURCELL D&F, PH 1 TAMPA, FL 33625-0000	$907.28
MANDOLIN HOA	211015022109	CITRUS PARK BL MARINET DR TAMPA, FL 33625-0000	$1607.17
PARK PLACE CDD	211015022232	MANDOLIN PHASE 2A TAMPA, FL 33625-0000	$254.50
PARK PLACE CDD	211015022349	MANDOLIN PHASE 3 TAMPA, FL 33625-0000	$223.24
PARK PLACE CDD	211015022463	MANDOLIN PHASE 2B TAMPA, FL 33625-0000	$336.46
PARK PLACE CDD	211015022745	14719 BRICK PL TAMPA, FL 33626-0000	$52.51
PARK PLACE CDD	211015022836	14729 CANOPY DR TAMPA, FL 33626-3356	$29.07
PARK PLACE CDD	211015022968	14662 CANOPY DR TAMPA, FL 33626-3348	$26.64
PARK PLACE CDD	211015023099	11513 SPLENDID LN TAMPA, FL 33626-3366	$38.43
PARK PLACE CDD	211015023214	14691 COTSWOLDS DR LGT TAMPA, FL 33626-0000	$36.81
PARK PLACE CDD	211015023339	11562 FOUNTAINHEAD DR TAMPA, FL 33626-3321	$24.94
PARK PLACE CDD	211015023446	14572 COTSWOLDS DR TAMPA, FL 33626-0000	$32.08

TECO
TAMPA ELECTRIC
AN EMERA COMPANY

ACCOUNT INVOICE

tampaelectric.com

Account: **211007038386**
Statement Date: 06/30/20

Details of Charges – Service from 05/20/20 to 06/18/20

Service for: 11742 CITRUS PARK DR, TAMPA, FL 33626-0000

Rate Schedule: General Service - Non Demand

Meter Number	Read Date	Current Reading	-	Previous Reading	=	Total Used	Multiplier	Billing Period
1000265066	06/18/20	741		674		67 kWh	1	30 Days

Basic Service Charge		$18.06	
Energy Charge	67 kWh @ $0.05991/kWh	$4.01	
Fuel Charge	67 kWh @ $0.02638/kWh	$1.77	
COVID-19 Fuel Credit		-$0.96	
Florida Gross Receipt Tax		$0.59	
Electric Service Cost			**$23.47**
Current Month's Electric Charges			**$23.47**

Tampa Electric Usage History

Kilowatt-Hours Per Day (Average)

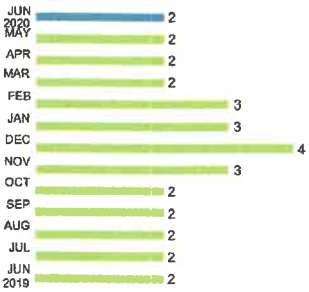

Billing information continues on next page

00000038-0000398-Page 6 of 20

TECO. TAMPA ELECTRIC AN EMERA COMPANY

ACCOUNT INVOICE

tampaelectric.com

Account: **211015021994**
Statement Date: 06/30/20

00000038-0000400-Page 7 of 20

Details of Charges – Service from 05/20/20 to 06/18/20

Service for: NOELL PURCELL D&F, PH 1, TAMPA, FL 33625-0000 **Rate Schedule: Lighting Service**

Lighting Service Items LS-1 (Bright Choices) for 30 days			
Lighting Energy Charge	1695 kWh @ $0.02866/kWh	$48.58	
Fixture & Maintenance Charge	22 Fixtures	$310.58	
Lighting Pole / Wire	22 Poles	$526.24	
Lighting Fuel Charge	1695 kWh @ $0.02614/kWh	$44.31	
COVID-19 Lighting Fuel Credit		-$24.19	
Florida Gross Receipt Tax		$1.76	
Lighting Charges			**$907.28**
Current Month's Electric Charges			**$907.28**

Billing information continues on next page

TECO. TAMPA ELECTRIC AN EMERA COMPANY

ACCOUNT INVOICE

tampaelectric.com

Account: **211015022109**
Statement Date: 06/30/20

Details of Charges – Service from 05/20/20 to 06/18/20

Service for: CITRUS PARK BL MARINET DR, TAMPA, FL 33625-0000 **Rate Schedule: Lighting Service**

00000039-0000400-Page 8 of 20

Lighting Service Items LS-1 (Bright Choices) for 30 days			
Lighting Energy Charge	1299 kWh @ $0.02866/kWh	$37.23	
Fixture & Maintenance Charge	43 Fixtures	$628.18	
Lighting Pole / Wire	43 Poles	$924.99	
Lighting Fuel Charge	1299 kWh @ $0.02614/kWh	$33.96	
COVID-19 Lighting Fuel Credit		-$18.54	
Florida Gross Receipt Tax		$1.35	
Lighting Charges			**$1,607.17**
Current Month's Electric Charges			**$1,607.17**

Billing information continues on next page

TECO
TAMPA ELECTRIC
AN EMERA COMPANY

ACCOUNT INVOICE

tampaelectric.com

Account: **211015022232**
Statement Date: 06/30/20

Details of Charges – Service from 05/20/20 to 06/18/20

Service for: MANDOLIN PHASE 2A, TAMPA, FL 33625-0000

Rate Schedule: Lighting Service

00000038-0000401-Page 9 of 20

Lighting Service Items LS-1 (Bright Choices) for 30 days			
Lighting Energy Charge	183 kWh @ $0.02866/kWh	$5.24	
Fixture & Maintenance Charge	7 Fixtures	$96.19	
Lighting Pole / Wire	7 Poles	$150.71	
Lighting Fuel Charge	183 kWh @ $0.02614/kWh	$4.78	
COVID-19 Lighting Fuel Credit		-$2.61	
Florida Gross Receipt Tax		$0.19	
Lighting Charges			**$254.50**
Current Month's Electric Charges			**$254.50**

Billing information continues on next page

TECO. TAMPA ELECTRIC AN EMERA COMPANY

ACCOUNT INVOICE

tampaelectric.com

Account: **211015022349**
Statement Date: 06/30/20

Details of Charges – Service from 05/20/20 to 06/18/20

Service for: MANDOLIN PHASE 3, TAMPA, FL 33625-0000

Rate Schedule: Lighting Service

000000038-0000401-Page 10 of 20

Lighting Service Items LS-1 (Bright Choices) for 30 days			
Lighting Energy Charge	234 kWh @ $0.02866/kWh	$6.71	
Fixture & Maintenance Charge	6 Fixtures	$84.33	
Lighting Pole / Wire	6 Poles	$129.18	
Lighting Fuel Charge	234 kWh @ $0.02614/kWh	$6.12	
COVID-19 Lighting Fuel Credit		-$3.34	
Florida Gross Receipt Tax		$0.24	
Lighting Charges			**$223.24**
Current Month's Electric Charges			**$223.24**

Billing information continues on next page

TECO. TAMPA ELECTRIC AN EMERA COMPANY

ACCOUNT INVOICE

tampaelectric.com

Account: **211015022463**
Statement Date: 06/30/20

Details of Charges – Service from 05/20/20 to 06/18/20

Service for: MANDOLIN PHASE 2B, TAMPA, FL 33625-0000 **Rate Schedule: Lighting Service**

00000038-0000402-Page 11 of 20

Lighting Service Items LS-1 (Bright Choices) for 30 days			
Lighting Energy Charge	276 kWh @ $0.02866/kWh	$7.91	
Fixture & Maintenance Charge	9 Fixtures	$131.22	
Lighting Pole / Wire	9 Poles	$193.77	
Lighting Fuel Charge	276 kWh @ $0.02614/kWh	$7.21	
COVID-19 Lighting Fuel Credit		-$3.94	
Florida Gross Receipt Tax		$0.29	
Lighting Charges			**$336.46**
Current Month's Electric Charges			**$336.46**

Billing information continues on next page

TECO
TAMPA ELECTRIC
AN EMERA COMPANY

ACCOUNT INVOICE

tampaelectric.com

Account: **211015022745**
Statement Date: 06/30/20

Details of Charges – Service from 05/22/20 to 06/22/20

Service for: 14719 BRICK PL, TAMPA, FL 33626-0000

Rate Schedule: General Service - Non Demand

00000039-0000402-Page 12 of 20

Meter Number	Read Date	Current Reading	-	Previous Reading	=	Total Used	Multiplier	Billing Period
1000152133	06/22/20	16,518		16,057		461 kWh	1	32 Days

Basic Service Charge		$18.06	
Energy Charge	461 kWh @ $0.05991/kWh	$27.62	
Fuel Charge	461 kWh @ $0.02638/kWh	$12.16	
COVID-19 Fuel Credit		-$6.64	
Florida Gross Receipt Tax		$1.31	
Electric Service Cost			**$52.51**
Current Month's Electric Charges			**$52.51**

Tampa Electric Usage History

Kilowatt-Hours Per Day (Average)

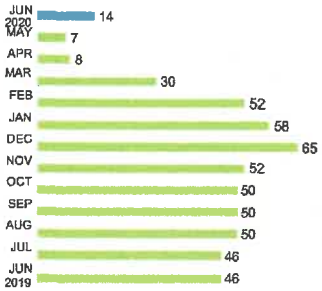

Billing information continues on next page

TECO
TAMPA ELECTRIC
AN EMERA COMPANY

ACCOUNT INVOICE

tampaelectric.com

Account: **211015022836**
Statement Date: 06/30/20

Details of Charges – Service from 05/22/20 to 06/22/20

Service for: 14729 CANOPY DR, TAMPA, FL 33626-3356

Rate Schedule: General Service - Non Demand

00000038-0000403-Page 13 of 20

Meter Number	Read Date	Current Reading	-	Previous Reading	=	Total Used	Multiplier	Billing Period
1000206733	06/22/20	1,832		1,689		143 kWh	1	32 Days

Basic Service Charge		$18.06	
Energy Charge	143 kWh @ $0.05991/kWh	$8.57	
Fuel Charge	143 kWh @ $0.02638/kWh	$3.77	
COVID-19 Fuel Credit		-$2.06	
Florida Gross Receipt Tax		$0.73	
Electric Service Cost			**$29.07**
Current Month's Electric Charges			**$29.07**

Tampa Electric Usage History

Kilowatt-Hours Per Day (Average)

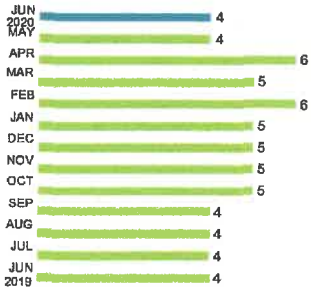

Billing information continues on next page

TECO, TAMPA ELECTRIC
AN EMERA COMPANY

ACCOUNT INVOICE

tampaelectric.com

Account: **211015022968**
Statement Date: 06/30/20

Details of Charges – Service from 05/22/20 to 06/22/20

Service for: 14662 CANOPY DR, TAMPA, FL 33626-3348

Rate Schedule: General Service - Non Demand

Meter Location: Area Light

Meter Number	Read Date	Current Reading	-	Previous Reading	=	Total Used	Multiplier	Billing Period
1000198591	06/22/20	1,279		1,169		110 kWh	1	32 Days

Basic Service Charge		$18.06
Energy Charge	110 kWh @ $0.05991/kWh	$6.59
Fuel Charge	110 kWh @ $0.02638/kWh	$2.90
COVID-19 Fuel Credit		-$1.58
Florida Gross Receipt Tax		$0.67
Electric Service Cost		**$26.64**
Current Month's Electric Charges		**$26.64**

Tampa Electric Usage History

Kilowatt-Hours Per Day (Average)

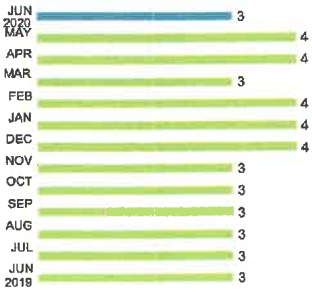

Miscellaneous Credits

Deposit Refund	-$6.00
During our annual review of accounts, we found that your account is over-secured. We have credited a portion of your deposit to better reflect your typical usage.	
Interest for Cash Security Deposit	-$0.08
Total Current Month's Credits	**-$6.08**

Billing information continues on next page

00000038-0000403-Page 14 of 20

TECO TAMPA ELECTRIC
AN EMERA COMPANY

ACCOUNT INVOICE

tampaelectric.com

Account: **211015023099**
Statement Date: 06/30/20

Details of Charges – Service from 05/22/20 to 06/22/20

Service for: 11513 SPLENDID LN, TAMPA, FL 33626-3366

Rate Schedule: General Service - Non Demand

00000038-0000404-Page 15 of 20

Meter Number	Read Date	Current Reading	-	Previous Reading	=	Total Used	Multiplier	Billing Period
1000198613	06/22/20	3,518		3,248		270 kWh	1	32 Days

Basic Service Charge		$18.06	
Energy Charge	270 kWh @ $0.05991/kWh	$16.18	
Fuel Charge	270 kWh @ $0.02638/kWh	$7.12	
COVID-19 Fuel Credit		-$3.89	
Florida Gross Receipt Tax		$0.96	
Electric Service Cost			**$38.43**
Current Month's Electric Charges			**$38.43**

Tampa Electric Usage History

Kilowatt-Hours Per Day (Average)

Miscellaneous Credits

Deposit Refund	-$12.00
During our annual review of accounts, we found that your account is over-secured. We have credited a portion of your deposit to better reflect your typical usage.	
Interest for Cash Security Deposit	-$0.17
Total Current Month's Credits	**-$12.17**

Billing information continues on next page

TECO. TAMPA ELECTRIC AN EMERA COMPANY

ACCOUNT INVOICE

tampaelectric.com

Account: **211015023214**
Statement Date: 06/30/20

Details of Charges – Service from 05/22/20 to 06/22/20

Service for: 14691 COTSWOLDS DR LGT, TAMPA, FL 33626-0000

Rate Schedule: General Service - Non Demand

Meter Number	Read Date	Current Reading	-	Previous Reading	=	Total Used	Multiplier	Billing Period
1000180482	06/22/20	3,542		3,294		248 kWh	1	32 Days

Basic Service Charge		$18.06	
Energy Charge	248 kWh @ $0.05991/kWh	$14.86	
Fuel Charge	248 kWh @ $0.02638/kWh	$6.54	
COVID-19 Fuel Credit		-$3.57	
Florida Gross Receipt Tax		$0.92	
Electric Service Cost			**$36.81**
Current Month's Electric Charges			**$36.81**

Tampa Electric Usage History

Kilowatt-Hours Per Day (Average)

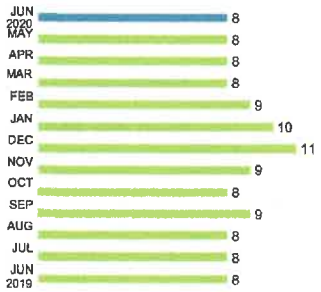

Billing information continues on next page

00000038-00000404-Page 16 of 20

TECO. TAMPA ELECTRIC AN EMERA COMPANY

ACCOUNT INVOICE

tampaelectric.com

Account: **211015023339**
Statement Date: 06/30/20

Details of Charges – Service from 05/22/20 to 06/22/20

Service for: 11562 FOUNTAINHEAD DR, TAMPA, FL 33626-3321

Rate Schedule: General Service - Non Demand

Meter Location: PUMP/LIFT STATION

00000038-0000405-Page 17 of 20

Meter Number	Read Date	Current Reading	-	Previous Reading	=	Total Used	Multiplier	Billing Period
1000181268	06/22/20	1,260		1,173		87 kWh	1	32 Days

Basic Service Charge		$18.06	
Energy Charge	87 kWh @ $0.05991/kWh	$5.21	
Fuel Charge	87 kWh @ $0.02638/kWh	$2.30	
COVID-19 Fuel Credit		-$1.25	
Florida Gross Receipt Tax		$0.62	
Electric Service Cost			**$24.94**
Current Month's Electric Charges			**$24.94**

Tampa Electric Usage History

Kilowatt-Hours Per Day (Average)

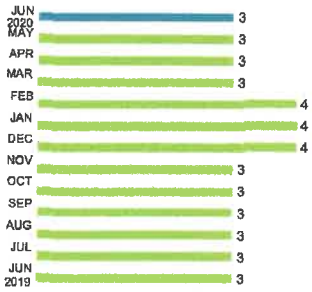

Billing information continues on next page

TECO. TAMPA ELECTRIC
AN EMERA COMPANY

ACCOUNT INVOICE

tampaelectric.com

Account: **211015023446**
Statement Date: 06/30/20

Details of Charges – Service from 05/22/20 to 06/22/20

Service for: 14572 COTSWOLDS DR, TAMPA, FL 33626-0000

Rate Schedule: General Service - Non Demand

Meter Location: PUMP/LIFT STATION

Meter Number	Read Date	Current Reading	-	Previous Reading	=	Total Used	Multiplier	Billing Period
1000180490	06/22/20	2,668		2,484		184 kWh	1	32 Days

Basic Service Charge		$18.06
Energy Charge	184 kWh @ $0.05991/kWh	$11.02
Fuel Charge	184 kWh @ $0.02638/kWh	$4.85
COVID-19 Fuel Credit		-$2.65
Florida Gross Receipt Tax		$0.80
Electric Service Cost		**$32.08**
Current Month's Electric Charges		**$32.08**
Total Current Month's Charges		**$3,592.60**

Tampa Electric Usage History

Kilowatt-Hours Per Day (Average)

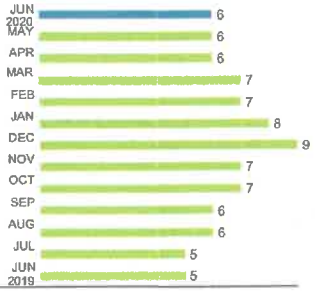

Important Messages

We've noticed that you have been paying your bill electronically lately. To help cut down on clutter and waste, we are no longer including a remittance envelope with your bill. Should you want to mail in your payment, you can request a payment envelope by calling 813-223-0800 or simply use a regular envelope and address it to Tampa Electric Company P.O. Box 31318, Tampa, Florida 33631-3318.

LOWER BILLS – AGAIN!

The unprecedented circumstances of the coronavirus pandemic and lower fuel costs led Tampa Electric to seek approval from the Florida Public Service Commission to lower Tampa Electric bills. All customers will see a COVID-19 fuel credit on their bills in June through August. Residential customers will see a 20 percent reduction on summer bills, including an estimated $90 savings through December. Commercial and industrial customers can expect a total bill reduction of up to 14 to 20 percent, depending on usage and rate class through December. Tampa Electric's bills continue to be among the lowest in Florida and are more than 20 percent below the national average.

COST	QTY.	ITEM	UNIT PRICE	PRICE
	1	T101 Intermatic timeclock		170.00
	1	T104 Intermatic timeclock		185.00
		misc wiring		5.00

Received
JUL 23 2020

TECHNICIAN	ARRIVE	LEAVE	TOTAL HRS.	RATE	TOTAL LABOR
Don			2.5		200.00

	TOTALS	☐ CC	CHARGES	AMOUNT
		☐ BILL	PARTS	360.00
MAT.		☐ $	LABOR	200.00
PERMITS		☐ CK	SERVICE CALL	40.00
MISC.			PREVENTIVE MAINTENANCE DISCOUNT	
TAX				
LABOR			TOTAL AMOUNT DUE	$ 600.00
TOTAL				

Don Harrison Enterprises

2510 Priscilla Ct. • Lutz, FL 33559-5679
(813) 363-6286
112215

№ 2666

DATE 07/22/2020

NAME Parkplace C.D.D.
STREET 2005 Pan Am Circle, Suite 300 PHONE (813) 397-5120
CITY Tampa STATE FL ZIP 33607
JOB NAME/LOCATION Highland Park JOB PHONE
ADDRESS Fountain pump
SCHEDULED DATE/TIME
WORK TAKEN BY Don ORDERED BY Gene Roberts

DESCRIPTION OF WORK

Installed (2) mechanical timeclocks for Decorative Fountain as needed. Replaced old Digital programmable type that was bad; Reset as needed. (Filter & fountain pump's, fountain light.)
(Completed)

ASK ABOUT OUR SERVICE CONTRACTS

PARTS WARRANTY - All parts as recorded are warranted as per manufacturer specifications.
LABOR GUARANTEE - The labor charges as recorded here are relative to the equipment serviced as noted, is guaranteed for a period of 30 days.

UPON INSPECTION, OUR TRAINED PERSONNEL RECOMMEND THE FOLLOWING:

DATE COMPLETED 07-21-2020

TERMS: Net Due Upon Completion

AUTHORIZATION FOR SERVICE: The undersigned hereby warrants that he has the full right and authority to enter into this agreement and accepts responsibility for any charges incurred at the established hourly rate and for a trip charge. If applicable, subject to the terms and condition herein. It is understood and agreed that venue for any cause of action arising out of the agreement shall be in Hillsborough County, Florida, and that the customer shall be responsible for any reasonable attorney's fees and collection costs. Late charges of 1½% per month on all past due balances.

CUSTOMER SIGNATURE
I hereby accept above service as being satisfactory and acknowledge that equipment has been left in good condition.

CUSTOMER SIGNATURE

FLA Pools, Inc.
1212 N Parsons Avenue
Brandon, FL 33510

Invoice

Date	Invoice #
7/6/2020	01082799

Bill To
Highlands Community Waterfall 14755 Canopy Dr. Tampa, FL 33626

Parkplace

P.O. No.	Terms	Due Date
	Due on receipt	7/6/2020

Description	Amount
2nd Payment on Waterfall Remodel	2,898.00

57204
4601
B

Total	$2,898.00
Payments/Credits	$0.00
Balance Due	$2,898.00

Please make checks payable to: FLA Pools, Inc.
Mail or Drop off: 1212 N Parsons Ave, Brandon, FL 33510

If paying by debit or credit card, call 813-839-7665 or stop by our retail store and office at 1212 N Parsons Ave.

Phone #	E-mail	Web Site
813-839-7665	service@flapools.com	www.flapools.com

Site Masters of Florida, LLC
5551 Bloomfield Blvd.
Lakeland, FL 33810
(813)917-9567

INVOICE
#071520-3

To: Park Place CDD
2005 PanAm Circle, Suite 120
Tampa, FL 33607

Date: July 15, 2020

Relocated/ adjusted stop signs and painted stop bars.

TOTAL DUE $2,100

BN 53914 4910

Spearem Enterprises, LLC
18865 state rd 54 ste 122
land o lakes, FL 33558
(727) 237-2316
spearem.jmb@gmail.com

INVOICE

BILL TO
Park Place CDD
Meritus
2005 Pan Am Circle, Suite 120
Tampa , FL 33607

INVOICE # 4269
DATE 07/01/2020
DUE DATE 07/16/2020
TERMS Net 15

DESCRIPTION	QTY	RATE	AMOUNT
Labor Fountain Park (on circle) benches that were sitting on top of pads: Two pads were not level. Removed pavers, leveled, re-sanded them and reinstalled.	53404 PO 4605	650.00	650.00

It is anticipated that permits will not be required for the above work, and if required, the associated costs will be added to the price stated below. Any existing conditions that are not reasonably discoverable prior to the job start date, which in anyway interferes with the safe and satisfactory completion of this job, will be corrected by an additional work order and estimate for approval prior to resuming job. Spearem Enterprises, LLC is not responsible for any delays in performance of service that are due in full or in part to circumstances beyond our control. Spearem Enterprises, LLC is not responsible for damage, personal or property damage by others at the job site.
Whether actual or consequential, or any claim arising out of or relating to "Acts of God".
Job will Commence within 30 days of receiving signed, approved proposal-weather permitting.

BALANCE DUE **$650.00**

Spearem Enterprises, LLC
18865 state rd 54 ste 122
land o lakes, FL 33558
(727) 237-2316
spearem.jmb@gmail.com

INVOICE

BILL TO
Park Place CDD
Meritus
2005 Pan Am Circle, Suite 120
Tampa , FL 33607

INVOICE # 4288
DATE 07/23/2020
DUE DATE 08/07/2020
TERMS Net 15

DESCRIPTION	QTY	RATE	AMOUNT
Labor 6-22-2020: Highland Park Playground: Clean/Disinfect restrooms, blow off playground/amenity, pickup trash in and around amenity. Replace trash can liners. Restock hand soap , toilet paper and iinfant changing pads.	1	60.00	60.00
Labor 6-29-2020: Highland Park Playground: Clean/Disinfect restrooms, blow off playground/amenity, pickup trash in and around amenity. Replace trash can liners. Restock hand soap , toilet paper and infant changing pads.	1	60.00	60.00
Labor 7-6-2020 Highland Park Playground: Clean/Disinfect restrooms, blow off playground/amenity, pickup trash in and around amenity. Replace trash can liners. Restock hand soap , toilet paper and infant changing pads.	1	60.00	60.00
Labor 7-13-2020: Highland Park Playground: Clean/Disinfect restrooms, blow off playground/amenity, pickup trash in and around amenity. Replace trash can liners. Restock hand soap , toilet paper and infant changing pads.	1	60.00	60.00
			0.00
Material Hand Soap, Toilet Paper, Paper Towels, Trash Can liners, please note this cost typically goes up to more residents using facilities.	1	25.00	25.00
Labor Extra Commercial,Park Can being taking care of by Spearem., weekly basis.....	1	35.00	35.00

A 57204
4612

BALANCE DUE **$300.00**

Spearem Enterprises, LLC
18865 state rd 54 ste 122
land o lakes, FL 33558
(727) 237-2316
spearem.jmb@gmail.com

INVOICE

BILL TO
Park Place CDD
Meritus
2005 Pan Am Circle, Suite 120
Tampa , FL 33607

INVOICE # 4297
DATE 07/25/2020
DUE DATE 08/09/2020
TERMS Net 15

DESCRIPTION	QTY	RATE	AMOUNT
Labor Fountain: Three Service Calls to repair, clean fountain	1	240.00	240.00

It is anticipated that permits will not be required for the above work, and if required, the associated
costs will be added to the price stated below. Any existing
conditions that are not reasonably discoverable prior to the job start date, which in anyway interferes with the safe and satisfactory completion of this job, will be corrected by an additional work order and estimate for approval prior to resuming job. Spearem Enterprises, LLC is not responsible for any delays in performance of service that are due in full or in part to circumstances beyond our control. Spearem Enterprises, LLC is not responsible for damage, personal or property damage by others at the job site.
Whether actual or consequential, or any claim
arising out of or relating to "Acts of God".
Job will Commence within 30 days of receiving signed, approved proposal-weather permitting.

BALANCE DUE **$240.00**

U601
5724

YELLOWSTONE
LANDSCAPE

INVOICE

INVOICE #	INVOICE DATE
TM 132048	7/23/2020
TERMS	**PO NUMBER**
Net 30	

Bill To:

Park Place CDD
c/o Meritus
c/o Meritus Communities
2005 Pan Am Circle, Suite 300
Tampa, FL 33607

Remit To:

Yellowstone Landscape
PO Box 101017
Atlanta, GA 30392-1017

Property Name: Park Place CDD

Invoice Due Date: August 22, 2020
Invoice Amount: $257.18

Description	Current Amount
Valve Replacement Replaced cracked valve next to sidewalk on exit side of entrance Had to replace both vales in manifold no room to reconnect. Irrigation Repairs	$257.18

53904
4580

Invoice Total **$257.18**

Excellence
IN COMMERCIAL LANDSCAPING

Should you have any questions or inquiries please call (386) 437-6211.

Proposal #75496
Date: 07/16/2020
From: Richard Whitcomb

Proposal For

Meritus
c/o Meritus Communitles
2005 Pan Am Circle, Suite 300
Tampa, FL 33607

main:
mobile:

Location

11740 Casa Lago Ln
Westchase, FL 33607

Property Name: Park Place CDD

Valve Replacement

Terms: Net 30

DESCRIPTION	QUANTITY	UNIT PRICE	AMOUNT
Irrigation Labor	3.00	$59.15	$177.45
1" Electric Valve	2.00	$36.38	$72.75
1" Male Adapter	4.00	$1.18	$4.70
2" Cap	1.00	$2.28	$2.28

Client Notes
Replaced cracked valve next to sidewalk on exit side of entrance Had to replace both vales in manifold no room to reconnect.

SUBTOTAL	$257.18
SALES TAX	$0.00
TOTAL	$257.18

Signature

x

Signature above authorizes Yellowstone Landscape to perform work as described above and verifies that the prices and specifications are hereby accepted. All overdue balances will be charge a 1.5% a month, 18% annual percentage rate.
Limited Warranty: All plant material is under a limited warranty for one year. Transplanted plant material and/or plant material that dies due to conditions out of Yellowstone Landscape's control (i.e. Acts of God, vandalism, inadequate irrigation due to water restrictions, etc.) shall not be included in the warranty.

Park Place Community Development District
Summary of Operations and Maintenance Invoices

Vendor	Invoice/Account Number	Amount	Vendor Total	Monthly Budget	Comments/Description
Monthly Contract					
Cypress Creek Aquatics	1041	$ 1,000.00			Aquatic Maintenance - July
Monthly Contract Sub-Total		**$ 1,000.00**			
Variable Contract					
Charles Aquatics, Inc.	39064	$ 125.00			WM - Quarterly Fountain Maintenance - 07/01/20
Variable Contract Sub-Total		**$ 125.00**			
Utilities					
BOCC	1923999022 071520	$ 102.86		$ 145.83	WM - Reclaim Water Service - thru 07/08/20
Frontier	8138187058 070120	90.55			WM - Phone Service - thru 07/31/20
Frontier	8138188068 072220	127.95	**$ 218.50**		WM - Phone Service - thru 08/21/20
Tampa Electric	221006629085 072420	147.48			WM - Electric Service - thru 07/20/20
Tampa Electric	221006630208 072420	31.57			WM - Electric Service - thru 07/20/20
Tampa Electric	221007862958 072420	148.37			WM - Electric Service - thru 07/20/20
Tampa Electric	311000010091 070620	2,989.79	**$ 3,317.21**		Electric Service - thru 06/22/20
Utilities Sub-Total		**$ 3,638.57**			
Regular Services					
Regular Services Sub-Total		**$ 0.00**			
Additional Services					
Cypress Creek Aquatics	1043	$ 8,100.00			WM - Littoral Shelf - 07/06/20
Yellowstone	TM124302	249.94			WM - Irrigation Repairs - 06/29/20
Yellowstone	TM132047	221.99	**$ 471.93**		WM - Irrigation Repairs - 07/23/20

Park Place Community Development District
Summary of Operations and Maintenance Invoices

Vendor	Invoice/Account Number	Amount	Vendor Total	Monthly Budget	Comments/Description
Additional Services Sub-Total		**$ 8,571.93**			

TOTAL:	**$ 13,674.36**			

Approved (with any necessary revisions noted):

Signature

Printed Name

Title (check one):

[ ] Chairman [ ] Vice Chairman [ ] Assistant Secretary

Cypress Creek Aquatics, Inc.
12231 Main St Unit 1196
San Antonio, FL 33576

Invoice

Date	Invoice #
7/1/2020	1041

Bill To	Ship To
Park Place CDD c/o Meritus Corp 2005 Pan Am Circle, Suite 300 Tampa, FL 33607	

P.O. Number	Terms	Project
	Net 30	Maintenance Agreement

Quantity	Item Code	Description	Price Each	Amount
1	Aquatic Maintenance	Aquatic Maintenance 1. Floating Vegetation Control 2. Filamentous Algae Control 3. Submersed vegetation Control 4. Shoreline grass & brush control 5. Perimeter trash cleanup	3,160.00	3,160.00

BN

Total $3,160.00

Charles Aquatics, Inc.

6869 Phillips Parkway Drive South
Jacksonville, FL 32256
904-997-0044

Invoice

Date	Invoice #
7/1/2020	39064

Due Date
8/1/2020

Bill To
Park Place CDD c/o Meritus Corp 2005 Pan Am Cir #120 Tampa, FL 33607

Qty	Description	Rate	Amount
1	Quarterly Fountain Maintenance of 1 fountain	125.00	125.00
	6400 53902		

Thank you for doing business with us!

Balance Due $125.00

CUSTOMER NAME	ACCOUNT NUMBER	BILL DATE	DUE DATE
PARK PLACE CDD	1923999022	07/15/2020	08/05/2020

Hillsborough County Florida

Summary of Account Charges

Previous Balance	$21.25
Net Payments - Thank You	($21.25)
Total Account Charges	**$102.86**
AMOUNT DUE	**$102.86**

Important Message

Lawn irrigation is restricted to specific days and times. Excessive irrigation may damage lawns, harm the environment, and result in fines. Find your watering days and ways to conserve water at HCFLGov.net/WaterConservation or call (813) 663-3295.

The 2019 Water Quality Report is now available online at HCFLGov.net/WaterQualityReport. To request a mailed copy, call (813)246-3146 and leave a message with your name, mailing address, and phone number.

This is your summary of charges. Detailed charges by premise are listed on the following page(s).

Received
JUL 2 0 2020

Hillsborough County Florida

Make checks payable to: **BOCC**

ACCOUNT NUMBER: 1923999022

ELECTRONIC PAYMENTS BY CHECK OR

Automated Payment Line: (813) 276 8526
Internet Payments: HCFLGov.net/WaterBill
Additional Information: HCFLGov.net/Water

THANK YOU!

DUE DATE	08/05/2020
AMOUNT DUE	$102.86
AMOUNT PAID	

PARK PLACE CDD
2005 PAN AM CIR STE 300
TAMPA FL 33607-6008

94

266

0019239990229 00000102863

Hillsborough County Florida

CUSTOMER NAME	ACCOUNT NUMBER	BILL DATE	DUE DATE
PARK PLACE CDD	1923999022	07/15/2020	08/05/2020

Service Address: 11741 CITRUS PARK DR

M-Page 2 of 2

METER NUMBER	PREVIOUS DATE	PREVIOUS READ	PRESENT DATE	PRESENT READ	CONSUMPTION (IN GALLONS)	READ TYPE	METER DESCRIPTION
29599843	06/08/2020	383888	07/08/2020	388256	436800	ACTUAL	RECLAIM

Service Address Charges

Reclaimed Water Usage Charge	$85.94
Total Service Address Charges	**$85.94**

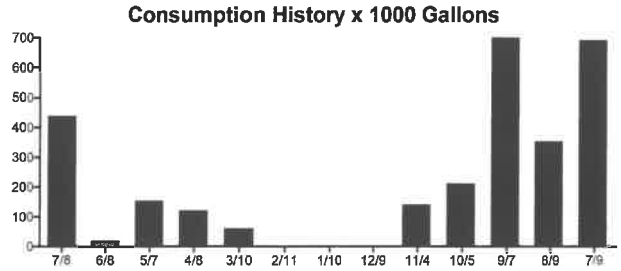

Hillsborough County Florida

CUSTOMER NAME	ACCOUNT NUMBER	BILL DATE	DUE DATE
PARK PLACE CDD	1923999022	07/15/2020	08/05/2020

Service Address: 11698 CITRUS PARK DR

M-Page 2 of 2

METER NUMBER	PREVIOUS DATE	PREVIOUS READ	PRESENT DATE	PRESENT READ	CONSUMPTION (IN GALLONS)	READ TYPE	METER DESCRIPTION
29599847B	06/08/2020	68729	07/08/2020	69776	104700	ACTUAL	RECLAIM

Service Address Charges

Reclaimed Water Usage Charge	$16.92
Total Service Address Charges	**$16.92**

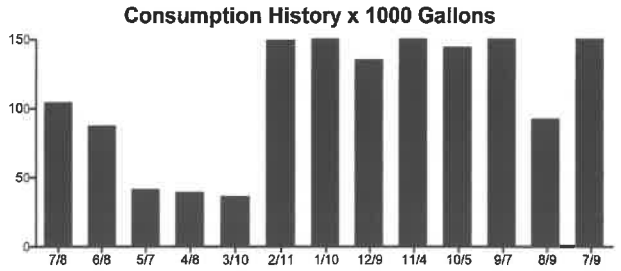

Frontier COMMUNICATIONS

PARK PLACE CDD

Your Monthly Invoice

Account Summary

New Charges Due Date	**7/27/20**
Billing Date	7/01/20
Account Number	813-818-7058-022619-5
PIN	0363
Previous Balance	88.61
Payments Received Thru 6/23/20	-88.61
Thank you for your payment!	
Balance Forward	.00
New Charges	90.55
Total Amount Due	**$90.55**

Thank you

We appreciate your continued business and remain committed to keeping you connected.

Manage Your Account

To Pay Your Bill

Online: Frontier.com 1.800.801.6652

Pay by Mail

To Contact Us

Chat: Frontier.com **Online:** Frontier.com/helpcenter

Call: 1.800.921.8102 **Tech Support:** Frontier.com/helpcenter

Email: ContactBusiness@ftr.com

1,2,6

Frontier COMMUNICATIONS

P.O. Box 709, South Windsor, CT 06074-9998

AV 01 008926 13458B 46 A**5DGT

PARK PLACE CDD
2005 PAN AM CIR STE 300
TAMPA, FL 33607-6008

PAYMENT STUB

Total Amount Due	**$90.55**
New Charges Due Date	7/27/20
Account Number	813-818-7058-022619-5

Please do not send correspondence with your payment. Make checks payable to Frontier.

Amount Enclosed $.

To change your billing address, call 1-800-921-8102

Received
JUL 06 2020

FRONTIER
PO BOX 740407
CINCINNATI OH 45274-0407

04700581381870580226190000000000000000090555

CURRENT BILLING SUMMARY

Local Service from 07/01/20 to 07/31/20

Qty Description	813/818-7058.0	Charge
Basic Charges		
Business Line		42.00
Acc Rec Chrg Multi-Ln Bus		3.72
Federal Subscriber Line Charge		8.31
Federal Excise Tax		1.62
Federal USF Recovery Charge		3.19
FL State Communications Services Tax		2.82
FL State Gross Receipts Tax		1.44
County Communications Services Tax		3.09
FL Telecommunications Relay Service		.10
Hillsborough County 911 Surcharge		.40
Total Basic Charges		**66.69**
Non Basic Charges		
Other Charges-Detailed Below		5.81
Federal Excise Tax		.05
FCA Long Distance - Federal USF Surcharge		1.14
FL State Communications Services Tax		.34
FL State Gross Receipts Tax		.04
County Communications Services Tax		.37
Total Non Basic Charges		**7.75**
Toll/Other		
Frontier Long Distance Business Plan		4.99
Frontier Com of America	-Detailed Below	.33
Other Charges-Detailed Below		5.99
FCA Long Distance - Federal USF Surcharge		2.97
FL State Communications Services Tax		.70
FL State Gross Receipts Tax		.36
County Communications Services Tax		.77
Total Toll/Other		**16.11**

TOTAL 90.55

** ACCOUNT ACTIVITY **

Qty	Description	Order Number	Effective Dates	
1	Frontier Roadwork Recovery Surcharge	AUTOCH	7/01	1.50
1	Federal Primary Carrier Multi Line Charge	AUTOCH	7/01	4.31
1	Carrier Cost Recovery Surcharge	AUTOCH	7/01	5.99
	813/818-7058		**Subtotal**	**11.80**

Subtotal 11.80

5371

Detail of Frontier Com of America Charges

Toll charged to 813/818-7058

Ref #	Date	Time	Min	*Type	Place and Number Called	Charge
1	JUN 04	7:02P	.3	DD	FORT WAYNE IN (260)515-2059	.03
2	JUN 05	12:46P	.3	DD	NORWICH CT (860)917-7733	.03
3	JUN 14	10:40A	.3	DD	FORT WAYNE IN (260)515-2059	.03
4	JUN 15	7:55A	.4	DD	FTWALTNBCH FL (850)368-0792	.03
5	JUN 15	7:56A	.3	DD	FTWALTNBCH FL (850)368-0792	.03
6	JUN 15	8:06A	.3	DD	FTWALTNBCH FL (850)368-0792	.03
7	JUN 18	1:06P	.3	DD	FORT WAYNE IN (260)515-2059	.03
8	JUN 20	4:00P	.3	DD	NRFOLKZON1 VA (757)339-2851	.03
9	JUN 26	6:55P	.3	DD	NRFOLKZON1 VA (757)339-2851	.03
10	JUN 29	2:32P	.4	DD	ATLANTA GA (404)783-6296	.03
11	JUN 29	4:35P	.3	DD	FTWALTNBCH FL (850)368-0792	.03
		813/818-7058			**Subtotal**	**.33**

CUSTOMER TALK

If your bill reflects that you owe a Balance Forward, you must make a payment immediately in order to avoid collection activities. You must pay a minimum of $90.55 by your due date to avoid disconnection of your local service. All other charges should be paid by your due date to keep your account current.

Beginning July 1, 2020, both the Federal Universal Service Fund (USF) Surcharge and the Frontier Long Distance (USF) surcharge are increasing to 26.5%. Questions? Please contact customer service.

Frontier COMMUNICATIONS

PARK PLACE CDD

Your Monthly Invoice

Account Summary

New Charges Due Date	**8/17/20**
Billing Date	7/22/20
Account Number	813-818-8068-022619-5
PIN	9579
Previous Balance	126.42
Payments Received Thru 7/06/20	-126.42
Thank you for your payment!	
Balance Forward	.00
New Charges	127.95
Total Amount Due	**$127.95**

Manage your account the easy way

Take the first step towards streamlining your account with our online support tools.

✓ Review & pay your bill online.
✓ Sign up for Auto Pay or paperless billing.
✓ Take advantage of special offers.

frontier.com/frontierid

Manage Your Account

To Pay Your Bill

Online: Frontier.com 1.800.801.6652

Pay by Mail

To Contact Us

Chat: Frontier.com **Online:** Frontier.com/helpcenter

Call: 1.800.921.8102 **Tech Support:** Frontier.com/helpcenter

Email: ContactBusiness@ftr.com

3,6

Frontier COMMUNICATIONS

P.O. Box 709, South Windsor, CT 06074-9998

AV 01 014258 40105B 66 A**5DGT

PARK PLACE CDD
2005 PAN AM CIR STE 300
TAMPA, FL 33607-6008

PAYMENT STUB

Total Amount Due **$127.95**

New Charges Due Date 8/17/20

Account Number 813-818-8068-022619-5

Please do not send correspondence with your payment. Make checks payable to Frontier.

Amount Enclosed $.

To change your billing address, call 1-800-921-8102

Received
JUL 28 2020

FRONTIER
PO BOX 740407
CINCINNATI OH 45274-0407

12785

2070018138188068022619000000000000000127955

CURRENT BILLING SUMMARY

Local Service from 07/22/20 to 08/21/20

Qty Description	813/818-8068.0	Charge
Basic Charges		
FTR Freedom for Business		87.00
Access Recovery Chrg-Bus		1.96
Federal Subscriber Line Charge - Bus		6.50
Federal Excise Tax		.26
Federal USF Recovery Charge		2.24
FCA Long Distance - Federal USF Surcharge		3.45
FL State Communications Services Tax		4.97
FL State Gross Receipts Tax		2.54
County Communications Services Tax		5.46
FL Telecommunications Relay Service		.10
Hillsborough County 911 Surcharge		.40
Total Basic Charges		**114.98**
Non Basic Charges		
Other Charges-Detailed Below		1.50
Federal Excise Tax		.05
FL State Communications Services Tax		.07
FL State Gross Receipts Tax		.04
County Communications Services Tax		.08
Total Non Basic Charges		**1.74**
Toll/Other		
Other Charges-Detailed Below		7.98
FCA Long Distance - Federal USF Surcharge		2.12
FL State Communications Services Tax		.49
FL State Gross Receipts Tax		.19
County Communications Services Tax		.55
Total Toll/Other		**11.33**

TOTAL 127.95

** ACCOUNT ACTIVITY **

Qty	Description	Order Number	Effective Dates	
1	Frontier Roadwork Recovery Surcharge	AUTOCH	7/22	1.50
1	Federal Primary Carrier Single Line Charge	AUTOCH	7/22	1.99
1	Carrier Cost Recovery Surcharge	AUTOCH	7/22	5.99
	813/818-8068		Subtotal	9.48

Subtotal 9.48

Detail of Frontier Com of America Charges

Toll charged to 813/818-8068

Legend Call Types:
DD - Day

Caller Summary Report

	Calls	Minutes	Amount
Main Number	5	5	.00
***Customer Summary	5	5	.00

Caller Summary Report

	Calls	Minutes	Amount
Interstate	5	5	.00
***Customer Summary	5	5	.00

CUSTOMER TALK

If your bill reflects that you owe a Balance Forward, you must make a payment immediately in order to avoid collection activities. You must pay a minimum of $127.95 by your due date to avoid disconnection of your local service. All other charges should be paid by your due date to keep your account current.

Beginning July 1, 2020, both the Federal Universal Service Fund (USF) Surcharge and the Frontier Long Distance (USF) surcharge are increasing to 26.5%. Questions? Please contact customer service.

You currently receive both a paper and an electronic bill. Starting next month, you will be enrolled in paperless billing and will only receive an electronic bill. You can always change your paperless setting by signing into your account on Frontier.com

TECO TAMPA ELECTRIC AN EMERA COMPANY

ACCOUNT INVOICE

tampaelectric.com

Statement Date: 07/24/2020
Account: 221006629085

PARK PLACE CDD
11741 CITRUS PARK DR MP
TAMPA, FL 33626-0000

Current month's charges:	$147.48
Total amount due:	$147.48
Payment Due By:	08/14/2020

Your Account Summary

Previous Amount Due	$141.07
Payment(s) Received Since Last Statement	-$141.07
Current Month's Charges	**$147.48**
Total Amount Due	**$147.48**

PLAN MORE AND STRESS LESS.

Our free Budget Billing program evens out your bill so you pay about the same amount every month.

Visit **tampaelectric.com/budgetforbusiness** to learn more and sign up.

Amount not paid by due date may be assessed a late payment charge and an additional deposit.

COVID-19 SCAM ALERT

Avoid Scams. Don't be a victim.

During the pandemic don't be tricked by urgent threats.

If anyone calls to demand immediate utility bill payment with a pre-paid card, or threatens to turn off your service on the same day, hang up!

Questions? Call us at 888.223.0800

To ensure prompt credit, please return stub portion of this bill with your payment. Make checks payable to TECO.

TECO TAMPA ELECTRIC AN EMERA COMPANY

WAYS TO PAY YOUR BILL

mail phone online pay agent

See reverse side for more information

Account: 221006629085

Current month's charges:	$147.48
Total amount due:	$147.48
Payment Due By:	08/14/2020
Amount Enclosed	$_____

674840090154

PARK PLACE CDD
2005 PAN AM CIR, STE 300
TAMPA, FL 33607

MAIL PAYMENT TO:
TECO
P.O. BOX 31318
TAMPA, FL 33631-3318

674840090154221006629085000000000147480

TECO. TAMPA ELECTRIC AN EMERA COMPANY

ACCOUNT INVOICE

tampaelectric.com

Account: **221006629085**
Statement Date: 07/24/2020
Current month's charges due **08/14/2020**

Details of Charges – Service from 06/19/2020 to 07/20/2020

Service for: 11741 CITRUS PARK DR MP, TAMPA, FL 33626-0000

Rate Schedule: General Service - Non Demand

Meter Number	Read Date	Current Reading	-	Previous Reading	=	Total Used	Multiplier	Billing Period
1000236552	07/20/2020	21,067		19,318		1,749 kWh	1	32 Days

Basic Service Charge		$18.06	
Energy Charge	1,749 kWh @ $0.05991/kWh	$104.78	
Fuel Charge	1,749 kWh @ $0.02638/kWh	$46.14	
COVID-19 Fuel Credit		-$25.19	
Florida Gross Receipt Tax		$3.69	
Electric Service Cost			**$147.48**
Total Current Month's Charges			**$147.48**

Tampa Electric Usage History

Kilowatt-Hours Per Day (Average)

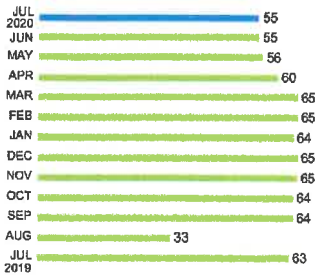

Important Messages

LOWER BILLS – AGAIN!

The unprecedented circumstances of the coronavirus pandemic and lower fuel costs led Tampa Electric to seek approval from the Florida Public Service Commission to lower Tampa Electric bills. All customers will see a COVID-19 fuel credit on their bills in June through August. Residential customers will see a 20 percent reduction on summer bills, including an estimated $90 savings through December. Commercial and industrial customers can expect a total bill reduction of up to 14 to 20 percent, depending on usage and rate class through December. Tampa Electric's bills continue to be among the lowest in Florida and are more than 20 percent below the national average.

00000338-0001843-Page 3 of 12

TECO. TAMPA ELECTRIC AN EMERA COMPANY

ACCOUNT INVOICE

tampaelectric.com

Statement Date: 07/24/2020
Account: 221006630208

PARK PLACE CDD
11698 CITRUS PARK DR
TAMPA, FL 33626-0000

Current month's charges:	$31.57
Total amount due:	$31.57
Payment Due By:	08/14/2020

00000338-0001838-Page 1 of 12

Your Account Summary

Previous Amount Due	$31.13
Payment(s) Received Since Last Statement	-$31.13
Current Month's Charges	**$31.57**
Total Amount Due	**$31.57**

PLAN MORE AND STRESS LESS.

Our free Budget Billing program evens out your bill so you pay about the same amount every month.

Visit **tampaelectric.com/budgetforbusiness** to learn more and sign up.

Amount not paid by due date may be assessed a late payment charge and an additional deposit.

COVID-19 **SCAM ALERT**

Avoid Scams. Don't be a victim.

During the pandemic don't be tricked by urgent threats.

If anyone calls to demand immediate utility bill payment with a pre-paid card, or threatens to turn off your service on the same day, hang up!

Questions? Call us at 888.223.0800

To ensure prompt credit, please return stub portion of this bill with your payment. Make checks payable to TECO.

TECO. TAMPA ELECTRIC AN EMERA COMPANY

WAYS TO PAY YOUR BILL

mail phone online pay agent

See reverse side for more information

Account: 221006630208

Current month's charges:	$31.57
Total amount due:	$31.57
Payment Due By:	08/14/2020
Amount Enclosed	$_____

674840090155

00000338 02 AV 0.38 33607 FTECO107242022333810 00000 03 01000000 008 02 9645 006

PARK PLACE CDD
2005 PAN AM CIR, STE 300
TAMPA, FL 33607-6008

MAIL PAYMENT TO:
TECO
P.O. BOX 31318
TAMPA, FL 33631-3318

Received
JUL 29 2020

6748400901552210066302080000000031579

274

TECO. TAMPA ELECTRIC
AN EMERA COMPANY

ACCOUNT INVOICE

tampaelectric.com

Account: **221006630208**
Statement Date: 07/24/2020
Current month's charges due **08/14/2020**

Details of Charges – Service from 06/19/2020 to 07/20/2020

Service for: 11698 CITRUS PARK DR, TAMPA, FL 33626-0000

Rate Schedule: General Service - Non Demand

Meter Number	Read Date	Current Reading	-	Previous Reading	=	Total Used	Multiplier	Billing Period
1000265065	07/20/2020	2,123		1,946		177 kWh	1	32 Days

Basic Service Charge		$18.06	
Energy Charge	177 kWh @ $0.05991/kWh	$10.60	
Fuel Charge	177 kWh @ $0.02638/kWh	$4.67	
COVID-19 Fuel Credit		-$2.55	
Florida Gross Receipt Tax		$0.79	
Electric Service Cost			**$31.57**
Total Current Month's Charges			**$31.57**

Tampa Electric Usage History

Kilowatt-Hours Per Day (Average)

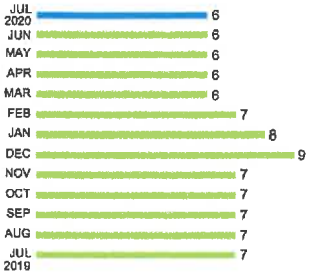

Important Messages

LOWER BILLS – AGAIN!

The unprecedented circumstances of the coronavirus pandemic and lower fuel costs led Tampa Electric to seek approval from the Florida Public Service Commission to lower Tampa Electric bills. All customers will see a COVID-19 fuel credit on their bills in June through August. Residential customers will see a 20 percent reduction on summer bills, including an estimated $90 savings through December. Commercial and industrial customers can expect a total bill reduction of up to 14 to 20 percent, depending on usage and rate class through December. Tampa Electric's bills continue to be among the lowest in Florida and are more than 20 percent below the national average.

00000338-0001840-Page 3 of 12

TECO TAMPA ELECTRIC AN EMERA COMPANY

ACCOUNT INVOICE

tampaelectric.com

Statement Date: 07/24/2020
Account: 221007862958

PARK PLACE CDD
C/O PARK PLACE CDD
11232 BLACKSMITH DR, PUMP
TAMPA, FL 33626-2674

Current month's charges:	$148.37
Total amount due:	$148.37
Payment Due By:	08/14/2020

Your Account Summary

Previous Amount Due	$327.14
Payment(s) Received Since Last Statement	-$327.14
Current Month's Charges	**$148.37**
Total Amount Due	**$148.37**

PLAN MORE AND STRESS LESS.

Our free Budget Billing program evens out your bill so you pay about the same amount every month.

Visit tampaelectric.com/budgetforbusiness to learn more and sign up.

Amount not paid by due date may be assessed a late payment charge and an additional deposit.

COVID-19 SCAM ALERT

Avoid Scams. Don't be a victim.

During the pandemic don't be tricked by urgent threats.

If anyone calls to demand immediate utility bill payment with a pre-paid card, or threatens to turn off your service on the same day, hang up!

Questions? Call us at 888.223.0800

To ensure prompt credit, please return stub portion of this bill with your payment. Make checks payable to TECO.

TECO TAMPA ELECTRIC AN EMERA COMPANY

WAYS TO PAY YOUR BILL

mail phone online pay agent

See reverse side for more information

Account: 221007862958

Current month's charges:	$148.37
Total amount due:	$148.37
Payment Due By:	08/14/2020
Amount Enclosed	$_____

637803146227

00003054 01 AV 0.36 33607 FTECO107242022333810 00000 02 01000000 003 02 7836 003

PARK PLACE CDD
C/O PARK PLACE CDD
2005 PAN AM CIR, STE 700
TAMPA, FL 33607-2380

MAIL PAYMENT TO:
TECO
P.O. BOX 31318
TAMPA, FL 33631-3318

Received
JUL 29 2020

637803146227221007862958000000001483 75

276

TECO. TAMPA ELECTRIC
AN EMERA COMPANY

ACCOUNT INVOICE

tampaelectric.com

Account: **221007862958**
Statement Date: 07/24/2020
Current month's charges due **08/14/2020**

Details of Charges – Service from 06/19/2020 to 07/20/2020

Service for: 11232 BLACKSMITH DR, PUMP, TAMPA, FL 33626-2674

Rate Schedule: General Service - Non Demand

Meter Location: FOUNTAIN

Meter Number	Read Date	Current Reading	-	Previous Reading	=	Total Used	Multiplier	Billing Period
1000679633	07/20/2020	3,302		1,541		1,761 kWh	1	32 Days

Basic Service Charge		$18.06	
Energy Charge	1,761 kWh @ $0.05991/kWh	$105.50	
Fuel Charge	1,761 kWh @ $0.02638/kWh	$46.46	
COVID-19 Fuel Credit		-$25.36	
Florida Gross Receipt Tax		$3.71	
Electric Service Cost			**$148.37**
Total Current Month's Charges			**$148.37**

Tampa Electric Usage History

Kilowatt-Hours Per Day (Average)

Important Messages

LOWER BILLS – AGAIN!

The unprecedented circumstances of the coronavirus pandemic and lower fuel costs led Tampa Electric to seek approval from the Florida Public Service Commission to lower Tampa Electric bills. All customers will see a COVID-19 fuel credit on their bills in June through August. Residential customers will see a 20 percent reduction on summer bills, including an estimated $90 savings through December. Commercial and industrial customers can expect a total bill reduction of up to 14 to 20 percent, depending on usage and rate class through December. Tampa Electric's bills continue to be among the lowest in Florida and are more than 20 percent below the national average.

00003054-0010212-Page 3 of 6

TECO
AN EMERA COMPANY

ACCOUNT INVOICE

peoplesgas.com
tampaelectric.com

Statement Date: 07/06/20
Account: 311000010091

PARK PLACE CDD
2005 PAN AM CIR, STE 300
TAMPA, FL 33607

Current month's charges:	$3,592.60
Total amount due:	$3,574.60
Payment Due By:	07/20/20

Your Account Summary

Previous Amount Due	$3,659.84
Payment(s) Received Since Last Statement	-$3,659.59
Miscellaneous Credits	-$18.25
Credit balance after payments and credits	-$18.00
Current Month's Charges	**$3,592.60**
Total Amount Due	**$3,574.60**

DO NOT PAY. Your account will be drafted on 07/20/20

Things to do:

- ✓ Read new bill carefully
- ✓ Make note of new account number
- ✓ Check out guide on last page
- ✓ Register at tecoaccount.com

Amount not paid by due date may be assessed a late payment charge and an additional deposit.

53102 4301 $2989.79
53104 4301 $438.24
53106 4301 $146.57

More options for you.

Visit **tecoaccount.com** to view and pay your bill, manage your information and more, 24/7 from any device.

To ensure prompt credit, please return stub portion of this bill with your payment. Make checks payable to TECO.

TECO
AN EMERA COMPANY

WAYS TO PAY YOUR BILL

mail phone online pay agent

See reverse side for more information

Account: 311000010091

Current month's charges:	$3,592.60
Total amount due:	$3,574.60
Payment Due By:	07/20/20
Amount Enclosed	$_____

700500001376 DO NOT PAY, YOUR ACCOUNT WILL BE DRAFTED ON 07/20/20

Received
JUL 13 2020

PARK PLACE CDD
2005 PAN AM CIR, STE 300
TAMPA, FL 33607-6008

MAIL PAYMENT TO
TECO
P.O. BOX 31318
TAMPA, FL 33631-3318

TECO
AN EMERA COMPANY

Thank you for rating us **"Highest in Customer Satisfaction among Midsize Residential Natural Gas Service in the South"** seven years in a row.
For J.D. Power award information, visit jdpower.com/awards

Contact Information

Residential Customer Care
813-223-0800 (Hillsborough County)
863-299-0800 (Polk County)
888-223-0800 (All other counties)

Commercial Customer Care
866-832-6249

Hearing Impaired/TTY
711

Natural Gas Outages
877-832-6747

Power Outages
877-588-1010

Electric Energy-Saving Programs
813-275-3909

Natural Gas Energy Conservation Rebates
877-832-6747

Mail Payments to
TECO
P.O. Box 31318
Tampa, FL 33631-3318

All Other Correspondence
Peoples Gas/Tampa Electric
P.O. Box 111
Tampa, FL 33601-0111

00000038-0000398-Page 4 of 20

Your payment options are:

- Schedule free one-time or recurring payments at **tecoaccount.com** using a checking or savings account.
- Mail your payment in the enclosed envelope. Please allow sufficient time for delivery.
- Pay in person at an authorized Western Union payment location, which can be found at **peoplesgas.com** or **tampaelectric.com**.
- Pay by credit card using KUBRA EZ-PAY at **tecoaccount.com** or by calling **866-689-6469**.
  (A convenience fee will be charged to your bank account or credit card.)

When making your payment, please have your bill or account number available.

Please note: If you choose to pay your bill at a location not listed on our website or provided by Peoples Gas or Tampa Electric, you are paying someone who is not authorized to act as a payment agent of Peoples Gas or Tampa Electric. You bear the risk that this unauthorized party will not relay the payment to Peoples Gas and/or Tampa Electric and do so in a timely fashion. Peoples Gas and Tampa Electric are not responsible for payments made to unauthorized agents, including their failure to deliver or timely deliver the payment to us. Such failures may result in late payment charges to your account or service disconnection.

Por favor, visite **peoplesgas.com** o **tampaelectric.com** para ver esta información en español.

TECO
AN EMERA COMPANY

Billed Individual Accounts

ACCOUNT NAME	ACCOUNT NUMBER	ADDRESS	AMOUNT
PARK PLACE CDD	211007038386	11742 CITRUS PARK DR TAMPA, FL 33626-0000	$23.47
MANDOLIN HOA	211015021994	NOELL PURCELL D&F, PH 1 TAMPA, FL 33625-0000	$907.28
MANDOLIN HOA	211015022109	CITRUS PARK BL MARINET DR TAMPA, FL 33625-0000	$1607.17
PARK PLACE CDD	211015022232	MANDOLIN PHASE 2A TAMPA, FL 33625-0000	$254.50
PARK PLACE CDD	211015022349	MANDOLIN PHASE 3 TAMPA, FL 33625-0000	$223.24
PARK PLACE CDD	211015022463	MANDOLIN PHASE 2B TAMPA, FL 33625-0000	$336.46
PARK PLACE CDD	211015022745	14719 BRICK PL TAMPA, FL 33626-0000	$52.51
PARK PLACE CDD	211015022836	14729 CANOPY DR TAMPA, FL 33626-3356	$29.07
PARK PLACE CDD	211015022968	14662 CANOPY DR TAMPA, FL 33626-3348	$26.64
PARK PLACE CDD	211015023099	11513 SPLENDID LN TAMPA, FL 33626-3366	$38.43
PARK PLACE CDD	211015023214	14691 COTSWOLDS DR LGT TAMPA, FL 33626-0000	$36.81
PARK PLACE CDD	211015023339	11562 FOUNTAINHEAD DR TAMPA, FL 33626-3321	$24.94
PARK PLACE CDD	211015023446	14572 COTSWOLDS DR TAMPA, FL 33626-0000	$32.08

TECO
TAMPA ELECTRIC
AN EMERA COMPANY

ACCOUNT INVOICE

tampaelectric.com

Account: **211007038386**
Statement Date: 06/30/20

Details of Charges – Service from 05/20/20 to 06/18/20

Service for: 11742 CITRUS PARK DR, TAMPA, FL 33626-0000

Rate Schedule: General Service - Non Demand

Meter Number	Read Date	Current Reading	-	Previous Reading	=	Total Used	Multiplier	Billing Period
1000265066	06/18/20	741		674		67 kWh	1	30 Days

Basic Service Charge		$18.06	
Energy Charge	67 kWh @ $0.05991/kWh	$4.01	
Fuel Charge	67 kWh @ $0.02638/kWh	$1.77	
COVID-19 Fuel Credit		-$0.96	
Florida Gross Receipt Tax		$0.59	
Electric Service Cost			**$23.47**
Current Month's Electric Charges			**$23.47**

Tampa Electric Usage History

Kilowatt-Hours Per Day (Average)

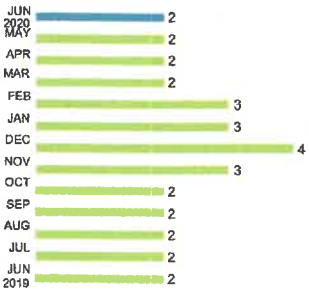

Billing information continues on next page

00000038-0000398-Page 6 of 20

TECO. TAMPA ELECTRIC AN EMERA COMPANY

ACCOUNT INVOICE

tampaelectric.com

Account: **211015021994**
Statement Date: 06/30/20

00000038-0000400-Page 7 of 20

Details of Charges – Service from 05/20/20 to 06/18/20

Service for: NOELL PURCELL D&F, PH 1, TAMPA, FL 33625-0000

Rate Schedule: Lighting Service

Lighting Service Items LS-1 (Bright Choices) for 30 days			
Lighting Energy Charge	1695 kWh @ $0.02866/kWh	$48.58	
Fixture & Maintenance Charge	22 Fixtures	$310.58	
Lighting Pole / Wire	22 Poles	$526.24	
Lighting Fuel Charge	1695 kWh @ $0.02614/kWh	$44.31	
COVID-19 Lighting Fuel Credit		-$24.19	
Florida Gross Receipt Tax		$1.76	
Lighting Charges			**$907.28**
Current Month's Electric Charges			**$907.28**

Billing information continues on next page

TECO. TAMPA ELECTRIC AN EMERA COMPANY

ACCOUNT INVOICE

tampaelectric.com

Account: **211015022109**
Statement Date: 06/30/20

Details of Charges – Service from 05/20/20 to 06/18/20

Service for: CITRUS PARK BL MARINET DR, TAMPA, FL 33625-0000 **Rate Schedule: Lighting Service**

00000039-0000400-Page 8 of 20

Lighting Service Items LS-1 (Bright Choices) for 30 days			
Lighting Energy Charge	1299 kWh @ $0.02866/kWh	$37.23	
Fixture & Maintenance Charge	43 Fixtures	$628.18	
Lighting Pole / Wire	43 Poles	$924.99	
Lighting Fuel Charge	1299 kWh @ $0.02614/kWh	$33.96	
COVID-19 Lighting Fuel Credit		-$18.54	
Florida Gross Receipt Tax		$1.35	
Lighting Charges			**$1,607.17**
Current Month's Electric Charges			**$1,607.17**

Billing information continues on next page

TECO
TAMPA ELECTRIC
AN EMERA COMPANY

ACCOUNT INVOICE

tampaelectric.com

Account: **211015022232**
Statement Date: 06/30/20

Details of Charges – Service from 05/20/20 to 06/18/20

Service for: MANDOLIN PHASE 2A, TAMPA, FL 33625-0000

Rate Schedule: Lighting Service

00000038-0000401-Page 9 of 20

Lighting Service Items LS-1 (Bright Choices) for 30 days			
Lighting Energy Charge	183 kWh @ $0.02866/kWh	$5.24	
Fixture & Maintenance Charge	7 Fixtures	$96.19	
Lighting Pole / Wire	7 Poles	$150.71	
Lighting Fuel Charge	183 kWh @ $0.02614/kWh	$4.78	
COVID-19 Lighting Fuel Credit		-$2.61	
Florida Gross Receipt Tax		$0.19	
Lighting Charges			**$254.50**
Current Month's Electric Charges			**$254.50**

Billing information continues on next page

TECO. TAMPA ELECTRIC AN EMERA COMPANY

ACCOUNT INVOICE

tampaelectric.com

Account: **211015022349**
Statement Date: 06/30/20

Details of Charges – Service from 05/20/20 to 06/18/20

Service for: MANDOLIN PHASE 3, TAMPA, FL 33625-0000

Rate Schedule: Lighting Service

00000038-0000401-Page 10 of 20

Lighting Service Items LS-1 (Bright Choices) for 30 days			
Lighting Energy Charge	234 kWh @ $0.02866/kWh	$6.71	
Fixture & Maintenance Charge	6 Fixtures	$84.33	
Lighting Pole / Wire	6 Poles	$129.18	
Lighting Fuel Charge	234 kWh @ $0.02614/kWh	$6.12	
COVID-19 Lighting Fuel Credit		-$3.34	
Florida Gross Receipt Tax		$0.24	
Lighting Charges			**$223.24**
Current Month's Electric Charges			**$223.24**

Billing information continues on next page

TECO. TAMPA ELECTRIC AN EMERA COMPANY

ACCOUNT INVOICE

tampaelectric.com

Account: **211015022463**
Statement Date: 06/30/20

Details of Charges – Service from 05/20/20 to 06/18/20

Service for: MANDOLIN PHASE 2B, TAMPA, FL 33625-0000

Rate Schedule: Lighting Service

00000038-0000402-Page 11 of 20

Lighting Service Items LS-1 (Bright Choices) for 30 days			
Lighting Energy Charge	276 kWh @ $0.02866/kWh	$7.91	
Fixture & Maintenance Charge	9 Fixtures	$131.22	
Lighting Pole / Wire	9 Poles	$193.77	
Lighting Fuel Charge	276 kWh @ $0.02614/kWh	$7.21	
COVID-19 Lighting Fuel Credit		-$3.94	
Florida Gross Receipt Tax		$0.29	
Lighting Charges			**$336.46**
Current Month's Electric Charges			**$336.46**

Billing information continues on next page

TECO
TAMPA ELECTRIC
AN EMERA COMPANY

ACCOUNT INVOICE

tampaelectric.com

Account: **211015022745**
Statement Date: 06/30/20

Details of Charges – Service from 05/22/20 to 06/22/20

Service for: 14719 BRICK PL, TAMPA, FL 33626-0000

Rate Schedule: General Service - Non Demand

00000039-0000402-Page 12 of 20

Meter Number	Read Date	Current Reading	-	Previous Reading	=	Total Used	Multiplier	Billing Period
1000152133	06/22/20	16,518		16,057		461 kWh	1	32 Days

Basic Service Charge		$18.06	
Energy Charge	461 kWh @ $0.05991/kWh	$27.62	
Fuel Charge	461 kWh @ $0.02638/kWh	$12.16	
COVID-19 Fuel Credit		-$6.64	
Florida Gross Receipt Tax		$1.31	
Electric Service Cost			**$52.51**
Current Month's Electric Charges			**$52.51**

Tampa Electric Usage History

Kilowatt-Hours Per Day (Average)

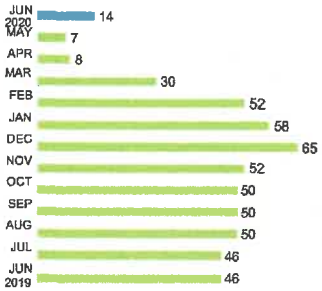

Billing information continues on next page

TECO
TAMPA ELECTRIC
AN EMERA COMPANY

ACCOUNT INVOICE

tampaelectric.com

Account: **211015022836**
Statement Date: 06/30/20

00000038-0000403-Page 13 of 20

Details of Charges – Service from 05/22/20 to 06/22/20

Service for: 14729 CANOPY DR, TAMPA, FL 33626-3356

Rate Schedule: General Service - Non Demand

Meter Number	Read Date	Current Reading	-	Previous Reading	=	Total Used	Multiplier	Billing Period
1000206733	06/22/20	1,832		1,689		143 kWh	1	32 Days

Basic Service Charge		$18.06
Energy Charge	143 kWh @ $0.05991/kWh	$8.57
Fuel Charge	143 kWh @ $0.02638/kWh	$3.77
COVID-19 Fuel Credit		-$2.06
Florida Gross Receipt Tax		$0.73
Electric Service Cost		**$29.07**
Current Month's Electric Charges		**$29.07**

Tampa Electric Usage History

Kilowatt-Hours Per Day (Average)

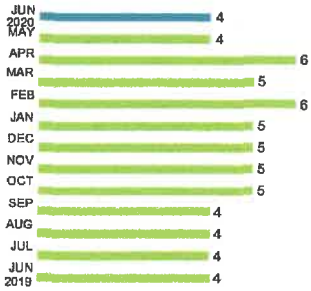

Billing information continues on next page

TECO, TAMPA ELECTRIC
AN EMERA COMPANY

ACCOUNT INVOICE

tampaelectric.com

Account: **211015022968**
Statement Date: 06/30/20

Details of Charges – Service from 05/22/20 to 06/22/20

Service for: 14662 CANOPY DR, TAMPA, FL 33626-3348

Rate Schedule: General Service - Non Demand

Meter Location: Area Light

Meter Number	Read Date	Current Reading	-	Previous Reading	=	Total Used	Multiplier	Billing Period
1000198591	06/22/20	1,279		1,169		110 kWh	1	32 Days

Basic Service Charge		$18.06
Energy Charge	110 kWh @ $0.05991/kWh	$6.59
Fuel Charge	110 kWh @ $0.02638/kWh	$2.90
COVID-19 Fuel Credit		-$1.58
Florida Gross Receipt Tax		$0.67
Electric Service Cost		**$26.64**
Current Month's Electric Charges		**$26.64**

Tampa Electric Usage History

Kilowatt-Hours Per Day (Average)

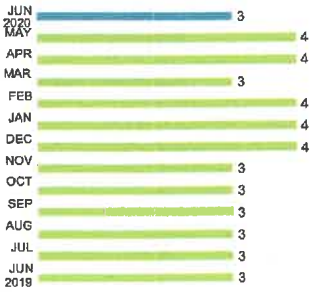

Miscellaneous Credits

Deposit Refund	-$6.00
During our annual review of accounts, we found that your account is over-secured. We have credited a portion of your deposit to better reflect your typical usage.	
Interest for Cash Security Deposit	-$0.08
Total Current Month's Credits	**-$6.08**

Billing information continues on next page

TECO TAMPA ELECTRIC
AN EMERA COMPANY

ACCOUNT INVOICE

tampaelectric.com

Account: **211015023099**
Statement Date: 06/30/20

Details of Charges – Service from 05/22/20 to 06/22/20

Service for: 11513 SPLENDID LN, TAMPA, FL 33626-3366

Rate Schedule: General Service - Non Demand

00000038-0000404-Page 15 of 20

Meter Number	Read Date	Current Reading	-	Previous Reading	=	Total Used	Multiplier	Billing Period
1000198613	06/22/20	3,518		3,248		270 kWh	1	32 Days

Basic Service Charge		$18.06	
Energy Charge	270 kWh @ $0.05991/kWh	$16.18	
Fuel Charge	270 kWh @ $0.02638/kWh	$7.12	
COVID-19 Fuel Credit		-$3.89	
Florida Gross Receipt Tax		$0.96	
Electric Service Cost			**$38.43**
Current Month's Electric Charges			**$38.43**

Tampa Electric Usage History

Kilowatt-Hours Per Day (Average)

Miscellaneous Credits

Deposit Refund	-$12.00
During our annual review of accounts, we found that your account is over-secured. We have credited a portion of your deposit to better reflect your typical usage.	
Interest for Cash Security Deposit	-$0.17
Total Current Month's Credits	**-$12.17**

Billing information continues on next page

TECO. TAMPA ELECTRIC AN EMERA COMPANY

ACCOUNT INVOICE

tampaelectric.com

Account: **211015023214**
Statement Date: 06/30/20

Details of Charges – Service from 05/22/20 to 06/22/20

Service for: 14691 COTSWOLDS DR LGT, TAMPA, FL 33626-0000

Rate Schedule: General Service - Non Demand

Meter Number	Read Date	Current Reading	-	Previous Reading	=	Total Used	Multiplier	Billing Period
1000180482	06/22/20	3,542		3,294		248 kWh	1	32 Days

Basic Service Charge		$18.06	
Energy Charge	248 kWh @ $0.05991/kWh	$14.86	
Fuel Charge	248 kWh @ $0.02638/kWh	$6.54	
COVID-19 Fuel Credit		-$3.57	
Florida Gross Receipt Tax		$0.92	
Electric Service Cost			**$36.81**
Current Month's Electric Charges			**$36.81**

Tampa Electric Usage History

Kilowatt-Hours Per Day (Average)

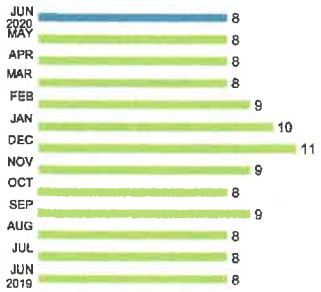

Billing information continues on next page

00000038-00000404-Page 16 of 20

TECO. TAMPA ELECTRIC AN EMERA COMPANY

ACCOUNT INVOICE

tampaelectric.com

Account: **211015023339**
Statement Date: 06/30/20

Details of Charges – Service from 05/22/20 to 06/22/20

Service for: 11562 FOUNTAINHEAD DR, TAMPA, FL 33626-3321

Rate Schedule: General Service - Non Demand

Meter Location: PUMP/LIFT STATION

00000038-0000405-Page 17 of 20

Meter Number	Read Date	Current Reading	-	Previous Reading	=	Total Used	Multiplier	Billing Period
1000181268	06/22/20	1,260		1,173		87 kWh	1	32 Days

Basic Service Charge		$18.06	
Energy Charge	87 kWh @ $0.05991/kWh	$5.21	
Fuel Charge	87 kWh @ $0.02638/kWh	$2.30	
COVID-19 Fuel Credit		-$1.25	
Florida Gross Receipt Tax		$0.62	
Electric Service Cost			**$24.94**
Current Month's Electric Charges			**$24.94**

Tampa Electric Usage History

Kilowatt-Hours Per Day (Average)

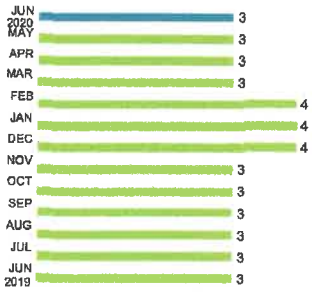

Billing information continues on next page

TECO. TAMPA ELECTRIC
AN EMERA COMPANY

ACCOUNT INVOICE

tampaelectric.com

Account: **211015023446**
Statement Date: 06/30/20

Details of Charges – Service from 05/22/20 to 06/22/20

Service for: 14572 COTSWOLDS DR, TAMPA, FL 33626-0000

Rate Schedule: General Service - Non Demand

Meter Location: PUMP/LIFT STATION

Meter Number	Read Date	Current Reading	-	Previous Reading	=	Total Used	Multiplier	Billing Period
1000180490	06/22/20	2,668		2,484		184 kWh	1	32 Days

Basic Service Charge		$18.06	
Energy Charge	184 kWh @ $0.05991/kWh	$11.02	
Fuel Charge	184 kWh @ $0.02638/kWh	$4.85	
COVID-19 Fuel Credit		-$2.65	
Florida Gross Receipt Tax		$0.80	
Electric Service Cost			**$32.08**
Current Month's Electric Charges			**$32.08**
Total Current Month's Charges			**$3,592.60**

Tampa Electric Usage History

Kilowatt-Hours Per Day (Average)

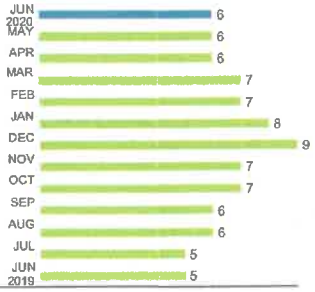

Important Messages

We've noticed that you have been paying your bill electronically lately. To help cut down on clutter and waste, we are no longer including a remittance envelope with your bill. Should you want to mail in your payment, you can request a payment envelope by calling 813-223-0800 or simply use a regular envelope and address it to Tampa Electric Company P.O. Box 31318, Tampa, Florida 33631-3318.

LOWER BILLS – AGAIN!

The unprecedented circumstances of the coronavirus pandemic and lower fuel costs led Tampa Electric to seek approval from the Florida Public Service Commission to lower Tampa Electric bills. All customers will see a COVID-19 fuel credit on their bills in June through August. Residential customers will see a 20 percent reduction on summer bills, including an estimated $90 savings through December. Commercial and industrial customers can expect a total bill reduction of up to 14 to 20 percent, depending on usage and rate class through December. Tampa Electric's bills continue to be among the lowest in Florida and are more than 20 percent below the national average.

Cypress Creek Aquatics, Inc.
12231 Main St Unit 1196
San Antonio, FL 33576

Cypress Creek AQUATICS
Environmental Services

Invoice

Date	Invoice #
7/6/2020	1043

Bill To	Ship To
Park Place CDD c/o Meritus Corp 2005 Pan Am Circle, Suite 300 Tampa, FL 33607	Park Place CDD c/o Meritus Corp Pond #15 and #11 2005 Pan Am Circle, Suite 300 Tampa, FL 33607

P.O. Number	Terms	Project
	Due on receipt	Pond #15 and Pond #11 Littor...

Quantity	Item Code	Description	Price Each	Amount
		Pond 11		
2,000	General Service	Littoral Shelf Planted with mixture of Pickerel Weed, Spikerush, Duck Potato and Bulrush on 18" centers	0.60	1,200.00
		Pond 15		
11,500	General Service	Littoral Zone planted with mixture of Pickerel weed, Spikerush, Duck Potato and Bulrush on 18" centers	0.60	6,900.00

RY

6400 53402

Total $8,100.00

YELLOWSTONE LANDSCAPE

INVOICE

INVOICE #	INVOICE DATE
TM 124302	6/29/2020
TERMS	**PO NUMBER**
Net 30	

Bill To:

Park Place CDD
c/o Meritus
c/o Meritus Communities
2005 Pan Am Circle, Suite 300
Tampa, FL 33607

Remit To:

Yellowstone Landscape
PO Box 101017
Atlanta, GA 30392-1017

Property Name: Park Place CDD

Invoice Due Date: July 29, 2020
Invoice Amount: $249.94

Description	Current Amount
Main Line Repair Repaired main line at Mandolin Estates hit by road crew. Irrigation Repairs	$249.94

5395
4587 130

Invoice Total **$249.94**

Excellence
IN COMMERCIAL LANDSCAPING

Should you have any questions or inquiries please call (386) 437-6211.

Proposal #71800
Date: 06/25/2020
From: Richard Whitcomb

Proposal For

Meritus
c/o Meritus Communities
2005 Pan Am Circle, Suite 300
Tampa, FL 33607

main:
mobile:

Location

11740 Casa Lago Ln
Westchase, FL 33607

Property Name: Park Place CDD

Main Line Repair

Terms: Net 30

DESCRIPTION	QUANTITY	UNIT PRICE	AMOUNT
Irrigation Labor	4.00	$59.15	$236.60
2" Male Adapter	1.00	$2.58	$2.58
2" Elbow	1.00	$3.98	$3.98
2" Coupling	1.00	$2.35	$2.35
2" PVC Schedule 40 Pipe	3.00	$1.48	$4.43

Client Notes
Repaired main line at Mandolin Estates hit by road crew.

SUBTOTAL	$249.94
SALES TAX	$0.00
TOTAL	$249.94

Signature

x

Signature above authorizes Yellowstone Landscape to perform work as described above and verifies that the prices and specifications are hereby accepted. All overdue balances will be charge a 1.5% a month, 18% annual percentage rate.
Limited Warranty: All plant material is under a limited warranty for one year. Transplanted plant material and/or plant material that dies due to conditions out of Yellowstone Landscape's control (i.e. Acts of God, vandalism, inadequate irrigation due to water restrictions, etc.) shall not be included in the warranty.

YELLOWSTONE
LANDSCAPE

INVOICE

INVOICE #	INVOICE DATE
TM 132047	7/23/2020
TERMS	**PO NUMBER**
Net 30	

Bill To:

Park Place CDD
c/o Meritus
c/o Meritus Communities
2005 Pan Am Circle, Suite 300
Tampa, FL 33607

Remit To:

Yellowstone Landscape
PO Box 101017
Atlanta, GA 30392-1017

Property Name: Park Place CDD

Invoice Due Date: August 22, 2020
Invoice Amount: $221.99

Description	Current Amount
Main Line At Mandolin Estates Reconnect mainline after meter was relocated due to construction. Irrigation Repairs	$221.99

Excellence

IN COMMERCIAL LANDSCAPING

Invoice Total **$221.99**

Should you have any questions or inquiries please call (386) 437-6211.

YELLOWSTONE
LANDSCAPE

Proposal #75210
Date: 07/15/2020
From: Richard Whitcomb

Proposal For

Meritus
c/o Meritus Communities
2005 Pan Am Circle, Suite 300
Tampa, FL 33607

main:
mobile:

Location

11740 Casa Lago Ln
Westchase, FL 33607

Property Name: Park Place CDD

Main Line At Mandolin Estates

Terms: Net 30

DESCRIPTION	QUANTITY	UNIT PRICE	AMOUNT
Irrigation Labor	3.00	$59.15	$177.45
2" PVC Schedule 40 Pipe	15.00	$1.48	$22.13
2" Elbow	3.00	$3.98	$11.93
2" T	1.00	$4.90	$4.90
2" Male Adapter	1.00	$2.58	$2.58
2" X 11/2 " Reducer Bushing	1.00	$3.00	$3.00

Client Notes
Reconnect mainline after meter was relocated due to construction.

SUBTOTAL	$221.99
SALES TAX	$0.00
TOTAL	$221.99

Signature

x

Signature above authorizes Yellowstone Landscape to perform work as described above and verifies that the prices and specifications are hereby accepted. All overdue balances will be charge a 1.5% a month, 18% annual percentage rate.
Limited Warranty: All plant material is under a limited warranty for one year. Transplanted plant material and/or plant material that dies due to conditions out of Yellowstone Landscape's control (i.e. Acts of God, vandalism, inadequate irrigation due to water restrictions, etc.) shall not be included in the warranty.

Park Place
Community Development District

Financial Statements
(Unaudited)

Period Ending
July 31, 2020

Meritus Districts
2005 Pan Am Circle ~ Suite 300 ~ Tampa, Florida 33607
Phone (813) 873-7300 ~ Fax (813) 873-7070

Park Place Community Development District

Balance Sheet

As of 7/31/2020
(In Whole Numbers)

	General Fund	Debt Service Fund - Series 2008	Debt Service Fund - Series 2014	General Fixed Assets Account Group	General Long-Term Debt Account Group	Total
Assets						
Cash-Operating Account 2	1,318,784	0	0	0	0	1,318,784
Accounts Receivable - Other	50	0	0	0	0	50
Assessments Receivable - Tax Roll	0	0	0	0	0	0
Due From Debt Service Fund	0	0	0	0	0	0
Investments - Reserve 2008 (7002)	0	18,966	0	0	0	18,966
Investments - Revenue 2008 (7004)	0	173,574	0	0	0	173,574
Investments - Redemption 2008 (7007)	0	0	0	0	0	0
Investments - Revenue 2014 (4001)	0	0	148,318	0	0	148,318
Investments - Reserve 2014 (4003)	0	0	82,341	0	0	82,341
Prepaid Items	0	0	0	0	0	0
Prepaid Property & General Liability Ins	0	0	0	0	0	0
Prepaid Trustee Fees	6,417	0	0	0	0	6,417
Prepaid Professional Liability Ins	0	0	0	0	0	0
Deposits - Utilities	10,791	0	0	0	0	10,791
Land & Land Improvements	0	0	0	1,861,517	0	1,861,517
Recreational Facilities	0	0	0	592,636	0	592,636
Improvements Other Than Buildings	0	0	0	10,095,559	0	10,095,559
Ancillary Cost	0	0	0	0	0	0
Amount Available-Debt Service	0	0	0	0	404,688	404,688
Amount To Be Provided-Debt Service	0	0	0	0	4,705,312	4,705,312
Other	0	0	0	0	0	0
Total Assets	1,336,042	192,540	230,659	12,549,712	5,110,000	19,418,953
Liabilities						
Accounts Payable	22,969	0	0	0	0	22,969
Due To General Fund	0	0	0	0	0	0
Due To Debt Service Fund	0	0	0	0	0	0
Due to Developer	0	0	0	0	0	0
Accrued Expenses Payable	0	0	0	0	0	0
Refunding Bonds Payable--Series 2008	0	0	0	0	1,710,000	1,710,000
Revenue Bonds Payable--Series 2014	0	0	0	0	3,400,000	3,400,000
Other	0	0	0	0	0	0
Total Liabilities	22,969	0	0	0	5,110,000	5,132,969
Fund Equity & Other Credits						
Fund Balance-All Other Reserves	0	188,068	222,034	0	0	410,103
Fund Balance-Unreserved	1,158,539	0	0	0	0	1,158,539
Investment In General Fixed Assets	0	0	0	12,549,712	0	12,549,712

Park Place Community Development District

Balance Sheet

As of 7/31/2020
(In Whole Numbers)

	General Fund	Debt Service Fund - Series 2008	Debt Service Fund - Series 2014	General Fixed Assets Account Group	General Long-Term Debt Account Group	Total
Other	154,534	4,472	8,624	0	0	167,630
Total Fund Equity & Other Credits	1,313,073	192,540	230,659	12,549,712	0	14,285,984
Total Liabilities & Fund Equity	1,336,042	192,540	230,659	12,549,712	5,110,000	19,418,953

Park Place Community Development District

Statement of Revenues and Expenditures

From 10/1/2019 Through 7/31/2020

001 - General Fund
(In Whole Numbers)
Admin

	Total Budget - Original	Current Period Actual	Total Budget Variance - Original	Budget Percentage Remaining
Revenues				
Special Assessments - Service Charges - Admin				
O&M Assessments-Tax Roll	130,644.00	134,117.00	3,473.00	3 %
Interest Earnings				
Interest Earnings	-	31.00	31.00	0 %
Other Miscellaneous Revenues				
Rental Revenue	-	300.00	300.00	0 %
Total Revenues	130,644.00	134,448.00	3,804.00	3 %
Expenditures				
Legislative				
Supervisor Fees	12,000.00	6,000.00	6,000.00	50 %
Financial & Administrative				
Management Services	52,000.00	47,033.00	4,967.00	10 %
District Engineer	10,000.00	24,648.00	(14,648.00)	(146)%
Trustees Fees	7,250.00	6,424.00	826.00	11 %
Accounting Services	31,000.00	25,833.00	5,167.00	17 %
Auditing Services	7,000.00	7,000.00	-	0 %
Arbitrage Rebate Calculation	650.00	-	650.00	100 %
Postage and Resident Notices	500.00	258.00	242.00	48 %
Professional Liability Insurance	2,625.00	2,563.00	62.00	2 %
Legal Advertising	600.00	5,099.00	(4,499.00)	(750)%
Bank Fees	400.00	58.00	342.00	85 %
Dues, Licenses & Fees	175.00	188.00	(13.00)	(8)%
Office Supplies	419.00	134.00	285.00	68 %
Website Development & Maintenance	1,500.00	1,250.00	250.00	17 %
Legal Counsel				
District Counsel	4,025.00	12,426.00	(8,401.00)	(209)%
Other Physical Environment				
District Permit Compliance	500.00	-	500.00	100 %
Total Expenditures	130,644.00	138,915.00	(8,271.00)	(6)%
Excess of Revenues Over (Under) Expenditures	-	(4,468.00)	(4,468.00)	0 %

Park Place Community Development District

Statement of Revenues and Expenditures

From 10/1/2019 Through 7/31/2020

001 - General Fund
(In Whole Numbers)
Windsor/Mandolin

	Total Budget - Original	Current Period Actual	Total Budget Variance - Original	Budget Percentage Remaining
Revenues				
Special Assessments - Service Charges - W/M				
O&M Assessments-Tax Roll	215,224.00	220,945.00	5,720.00	3 %
Total Revenues	215,224.00	220,945.00	5,720.00	3 %
Expenditures				
Electric Utility Services				
Electric Utility Services	31,000.00	29,192.00	1,808.00	6 %
Water-Sewer Combination Services				
Water Utility Services	800.00	361.00	439.00	55 %
Other Physical Environment				
Storm Drain Maintenance	5,637.00	80.00	5,557.00	99 %
General Liability Insurance	2,316.00	5,248.00	(2,932.00)	(127)%
Plant Replacement Program	13,000.00	8,475.00	4,525.00	35 %
Landscape Maintenance - Contract	80,000.00	28,834.00	51,166.00	64 %
Landscape Maintenance - Other	17,000.00	2,377.00	14,623.00	86 %
Aquatics Maintenance	10,500.00	10,000.00	500.00	5 %
Aquatics Maintenance - Other	3,000.00	7,486.00	(4,486.00)	(150)%
Irrigation Maintenance	7,500.00	11,464.00	(3,964.00)	(53)%
Entry & Walls Maintenance	1,500.00	1,175.00	325.00	22 %
Capital Improvements	13,540.00	28,200.00	(14,660.00)	(108)%
Pressure Washing - Common Areas	5,000.00	2,316.00	2,684.00	54 %
Roadway, Signage & Street Lights				
Pavement & Signage Repairs	4,500.00	3,919.00	581.00	13 %
Sidewalk Maintenance	3,932.00	22,568.00	(18,636.00)	(474)%
Decorative Light Maintenance	8,000.00	375.00	7,625.00	95 %
Holiday Decor	7,500.00	7,000.00	500.00	7 %
Parks & Recreation				
Off Duty Deputy Services	500.00	-	500.00	100 %
Gate Phone	-	2,077.00	(2,077.00)	0 %
Total Expenditures	215,224.00	171,145.00	44,079.00	20 %
Excess of Revenues Over (Under) Expenditures	-	49,800.00	49,800.00	0 %

Park Place Community Development District

Statement of Revenues and Expenditures

From 10/1/2019 Through 7/31/2020

001 - General Fund
(In Whole Numbers)
Highland Park

	Total Budget - Original	Current Period Actual	Total Budget Variance - Original	Budget Percentage Remaining
Revenues				
Special Assessments - Service Charges - H/P				
O&M Assessments-Tax Roll	288,519.00	298,471.00	9,952.00	3 %
Total Revenues	288,519.00	298,471.00	9,952.00	3 %
Expenditures				
Electric Utility Services				
Electric Utility Services	5,000.00	3,950.00	1,050.00	21 %
Water-Sewer Combination Services				
Water Utility Services	3,500.00	4,803.00	(1,303.00)	(37)%
Other Physical Environment				
Storm Drain Maintenance	5,000.00	11,483.00	(6,483.00)	(130)%
General Liability Insurance	4,500.00	3,516.00	984.00	22 %
Plant Replacement Program	12,000.00	-	12,000.00	100 %
Plant Replacement Program - Racetrack Road	8,500.00	1,345.00	7,155.00	84 %
Aquatics Maintenance	25,000.00	19,177.00	5,823.00	23 %
Landscape Maintenance - Highland Park Contract	110,000.00	26,616.00	83,384.00	76 %
Landscape Maintenance - Racetrack Road Contract	3,500.00	75,115.00	(71,615.00)	(2,046)%
Irrigation Maintenance	15,000.00	17,931.00	(2,931.00)	(20)%
Entry & Walls Maintenance	1,875.00	90.00	1,785.00	95 %
Miscellaneous Repairs & Maintenance	5,000.00	5,038.00	(38.00)	(1)%
Pressure Washing - Common Areas	7,500.00	5,588.00	1,913.00	26 %
Roadway, Signage & Street Lights				
Pavement & Signage Repairs	2,000.00	3,274.00	(1,274.00)	(64)%
Sidewalk Maintenance	2,063.00	6,195.00	(4,132.00)	(200)%
Street Light Maintenance	4,500.00	739.00	3,761.00	84 %
Decorative Light Maintenance	2,000.00	939.00	1,061.00	53 %
Holiday Decor	15,000.00	9,375.00	5,625.00	38 %
Parks & Recreation				
Off Duty Deputy Services	1,000.00	-	1,000.00	100 %
Fountain Maintenance	2,439.00	3,902.00	(1,463.00)	(60)%
Park Facility Janitorial Maintenance Contracted	2,600.00	2,775.00	(175.00)	(7)%
Park Facility Maintenance and Improvement	1,000.00	-	1,000.00	100 %
Reserves				
Transfer to Operating Reserve	29,042.00	-	29,042.00	100 %
Transfer to Capital Reserves	20,500.00	-	20,500.00	100 %
Total Expenditures	288,519.00	201,848.00	86,670.00	30 %
Excess of Revenues Over (Under) Expenditures	-	96,622.00	96,622.00	0 %

Park Place Community Development District

Statement of Revenues and Expenditures

From 10/1/2019 Through 7/31/2020

001 - General Fund
(In Whole Numbers)
Mixed Use

	Total Budget - Original	Current Period Actual	Total Budget Variance - Original	Budget Percentage Remaining
Revenues				
Special Assessments - Service Charges - Mixed Use				
O&M Assessments-Tax Roll	75,458.00	77,463.00	2,005.00	3 %
Total Revenues	75,458.00	77,463.00	2,005.00	3 %
Expenditures				
Electric Utility Services				
Electric Utility Services	1,800.00	1,321.00	479.00	27 %
Water-Sewer Combination Services				
Water Utility Services	1,200.00	1,578.00	(378.00)	(31)%
Other Physical Environment				
Storm Drain Maintenance	1,352.00	3,828.00	(2,476.00)	(183)%
Plant Replacement Program	5,000.00	-	5,000.00	100 %
Plant Replacement Program - Racetrack Road	5,000.00	448.00	4,552.00	91 %
Landscape Maintenance - Other	4,000.00	-	4,000.00	100 %
Landscape Installation/Maintenance - Race Track Rd	3,000.00	-	3,000.00	100 %
Aquatics Maintenance	8,735.00	6,392.00	2,343.00	27 %
Landscape Maintenance - Highland Park Contract	20,232.00	7,850.00	12,382.00	61 %
Landscape Maintenance - Racetrack Road Contract	2,690.00	25,038.00	(22,348.00)	(831)%
Irrigation Maintenance	6,125.00	5,911.00	214.00	4 %
Entry & Walls Maintenance	1,000.00	30.00	970.00	97 %
Miscellaneous Repairs & Maintenance	2,000.00	1,679.00	321.00	16 %
Pressure Washing - Common Areas	2,000.00	1,863.00	138.00	7 %
Roadway, Signage & Street Lights				
Pavement & Signage Repairs	1,000.00	1,091.00	(91.00)	(9)%
Sidewalk Maintenance	1,000.00	2,065.00	(1,065.00)	(107)%
Street Light Maintenance	1,500.00	246.00	1,254.00	84 %
Decorative Light Maintenance	656.00	293.00	363.00	55 %
Holiday Decor	1,000.00	3,125.00	(2,125.00)	(213)%
Parks & Recreation				
Fountain Maintenance	250.00	1,301.00	(1,051.00)	(420)%
Park Facility Janitorial Maintenance Contracted	960.00	825.00	135.00	14 %
Park Facility Maintenance and Improvement	650.00	-	650.00	100 %
Reserves				
Transfer to Capital Reserves	4,308.00	-	4,308.00	100 %
Total Expenditures	75,458.00	64,884.00	10,574.00	14 %
Excess of Revenues Over (Under) Expenditures	-	12,579.00	12,579.00	0 %

Park Place Community Development District

Statement of Revenues and Expenditures

From 10/1/2019 Through 7/31/2020

200 - Debt Service Fund - Series 2008
(In Whole Numbers)

	Total Budget - Original	Current Period Actual	Total Budget Variance - Original	Budget Percentage Remaining
Revenues				
Special Assessments - Capital Improvements				
Debt Service Assesments-Tax Roll	189,424.00	194,703.00	5,279.00	3 %
Interest Earnings				
Interest Earnings	-	1,708.00	1,708.00	0 %
Total Revenues	189,424.00	196,411.00	6,987.00	4 %
Expenditures				
Debt Service Payments				
Interest Payments	84,424.00	86,939.00	(2,515.00)	(3)%
Principal Payments	105,000.00	105,000.00	-	0 %
Total Expenditures	189,424.00	191,939.00	(2,515.00)	(1)%
Excess of Revenues Over (Under) Expenditures	-	4,472.00	4,472.00	0 %

Park Place Community Development District
Statement of Revenues and Expenditures
From 10/1/2019 Through 7/31/2020

201 - Debt Service Fund - Series 2014
(In Whole Numbers)

	Total Budget - Original	Current Period Actual	Total Budget Variance - Original	Budget Percentage Remaining
Revenues				
Special Assessments - Capital Improvements				
Debt Service Assesments-Tax Roll	326,825.00	338,116.00	11,291.00	3 %
Interest Earnings				
Interest Earnings	-	1,158.00	1,158.00	0 %
Total Revenues	326,825.00	339,274.00	12,449.00	4 %
Expenditures				
Debt Service Payments				
Interest Payments	156,825.00	160,650.00	(3,825.00)	(2)%
Principal Payments	170,000.00	170,000.00	-	0 %
Total Expenditures	326,825.00	330,650.00	(3,825.00)	(1)%
Excess of Revenues Over (Under) Expenditures	-	8,624.00	8,624.00	0 %

Park Place Community Development District
Reconcile Cash Accounts

Summary

Cash Account: 10100 Cash-Operating Account 2
Reconciliation ID: 07/31/20
Reconciliation Date: 7/31/2020
Status: Locked

Bank Balance	1,318,784.48
Less Outstanding Checks/Vouchers	0.00
Plus Deposits in Transit	0.00
Plus or Minus Other Cash Items	0.00
Plus or Minus Suspense Items	0.00
Reconciled Bank Balance	1,318,784.48
Balance Per Books	1,318,784.48
Unreconciled Difference	0.00

Click the Next Page toolbar button to view details.

Park Place Community Development District
Reconcile Cash Accounts

Detail

Cash Account: 10100 Cash-Operating Account 2
Reconciliation ID: 07/31/20
Reconciliation Date: 7/31/2020
Status: Locked

Cleared Checks/Vouchers

Document Number	Document Date	Document Description	Document Amount	Payee
5775	6/11/2020	Series 2014 FY20 Tax Dist ID 478	4,081.45	Park Place CDD
5776	6/11/2020	Series 2008 FY20 Tax Dist ID 478	2,350.29	Park Place CDD
5780	6/25/2020	System Generated Check/Voucher	200.00	Andrea R. Jackson
5781	6/25/2020	System Generated Check/Voucher	21.25	BOCC - Hillsborough County Water Resource Services
5782	6/25/2020	System Generated Check/Voucher	200.00	Darren Booth
5785	6/25/2020	System Generated Check/Voucher	2,897.00	FLA Pools, Inc.
5789	6/25/2020	System Generated Check/Voucher	614.00	Times Publishing Company
5791	7/1/2020	System Generated Check/Voucher	286.91	BOCC - Hillsborough County Water Resource Services
5792	7/1/2020	System Generated Check/Voucher	3,160.00	Cypress Creek Aquatics, Inc.
5793	7/1/2020	System Generated Check/Voucher	126.42	Frontier
5794	7/1/2020	System Generated Check/Voucher	7,205.17	Meritus Districts
5795	7/1/2020	System Generated Check/Voucher	380.00	Spearem Enterprises LLC
5796	7/1/2020	System Generated Check/Voucher	499.34	TECO
5797	7/1/2020	System Generated Check/Voucher	8,761.93	Yellowstone Landscape
5798	7/9/2020	System Generated Check/Voucher	290.84	BOCC - Hillsborough County Water Resource Services
5799	7/9/2020	System Generated Check/Voucher	125.00	Charles Aquatics, Inc.
5800	7/9/2020	System Generated Check/Voucher	8,100.00	Cypress Creek Aquatics, Inc.
5801	7/9/2020	System Generated Check/Voucher	2,898.00	FLA Pools, Inc.
5802	7/9/2020	System Generated Check/Voucher	90.55	Frontier
5803	7/9/2020	System Generated Check/Voucher	500.00	Meritus Districts
5804	7/9/2020	System Generated Check/Voucher	650.00	Spearem Enterprises LLC
5805	7/9/2020	System Generated Check/Voucher	249.94	Yellowstone Landscape
CD040	7/13/2020	Bank Fee	20.29	
311000010091 070620	7/22/2020	paid by ACH service 05/01/20 - 06/02/20	3,574.60	TECO
5806	7/23/2020	System Generated Check/Voucher	102.86	BOCC - Hillsborough County Water Resource Services
5807	7/23/2020	System Generated Check/Voucher	2,100.00	Site Masters of Florida, LLC

Park Place Community Development District
Reconcile Cash Accounts

Detail

Cash Account: 10100 Cash-Operating Account 2
Reconciliation ID: 07/31/20
Reconciliation Date: 7/31/2020
Status: Locked

Cleared Checks/Vouchers

Document Number	Document Date	Document Description	Document Amount	Payee
Cleared Checks/Vouchers			49,485.84	

Park Place Community Development District
Reconcile Cash Accounts

Detail

Cash Account: 10100 Cash-Operating Account 2
Reconciliation ID: 07/31/20
Reconciliation Date: 7/31/2020
Status: Locked

Cleared Deposits

Deposit Number	Document Number	Document Date	Document Description	Document Amount
	CR395	7/8/2020	Gate Remotes - Kelly/Wallace	100.00
Cleared Deposits				100.00

MERITUS

PARK PLACE CDD

STATUS REPORT

TO: Board of Supervisors

FROM: Brian Howell

DATE: August 12, 2020

SUBJECT: Management Report

Landscape:

1. New Annuals were installed-some are struggling and will be replaced.
2. The landscape for calf path will be completed by 8/14.
3. Yellowstone has provided a map for the irrigation showing the locations of our timers and the zones. I have also asked them to number all the flower beds on the map as well. (locations based off April discussion).
4. Yellowstone will review annual selections for next rotations
5. Yellowstone will attend the meeting to go over any questions.

Irrigation:

1. Enclosed in the meeting book are proposals for the irrigation system to get everything up to 100% operational. The cost is as follows: Windsor/Mandolin $4299.00 and for Highland Park $13,986.58. Staff recommends approval of these proposals. I do recognize the sensitivity of this topic due to past repairs however we need to ensure we are up and running as the dry season approaches. After these repairs based on other sites, I manage the monthly irrigation costs should be in the several hundred-dollar range monthly which would be perfectly normal based on your size community and within yearly budgets. **With rain season upon us the hope is we can wait until we hit our new budget year on 10/1 to do any further major repairs. Will discuss with Yellowstone at the meeting.**

2. Yellowstone and staff will be working on a long-term irrigation upgrade using new technology that can be phased in over time. We will touch on this at our meeting this month.

Parking

1. There has been a request by the hoa/owners to tow vehicles on the Highland Park side which are inoperable, have expired tags or are being stored in the overflow parking spaces. Your currently parking policy is a little ambiguous on this so to make things crystal clear I am looking for the board to revise the parking policy for HP to include the above instance and if the desire is to prohibit long term parking in overflow lots then we should determine a reasonable timeframe that people can park in those spaces. We should also state in our policy that owners will be held liable for any damage to cdd property.
2. On the Mandolin/Windsor section we should have a uniform policy for The Estates and The Reserves. For sure any vehicle parked on cdd common area (grass) should be subject to automatic towing and be held liable for any damages. As far as street parking I have found towing between 2am-6am to be the fairest policy because it allows residents to have parties and such without fear of towing. Staff will be responsible for calling the towing company. We can discuss in detail at the meeting and if a new policy is adopted for either side, we need to give warning to the residents with an effective start date, signage etc.

   Tabled until September meeting.

Misc. Items

1. There are 5 encroachment agreements up for renewal. List was verified by counsel. We have sent packages to affected owners and John made the agreement permanent. Please see list enclosed by Monica. **Tabled until the September meeting.**
2. Proposed 2021 Budget is in your book for approval.
3. Sign Proposal – **Will discuss at August meeting with vendor. Phil has reviewed the map and agrees with suggested locations.**
4. Aquatic vendor reports in book for your review.
5. Please see enclosed memo from Phil for various items. Phil will be at the meeting. Note: just a reminder we could not do the curb repair for the owner in highland park because the estimate exceeded the 4k cap set by the board last month.
6. Windsor/Mandolin projects workshop is scheduled for 8/31 at the lake house at 6:30pm. Highland Park workshop is set for 9/30 at 6:30 at the lake house
   .

Have a great week. Brian

Action Item Template

Date	August
District	Park Place

#	Action Item Description	Responsible	Open Date	Date Due	Closed Date	Status	Comments
1	Replace faded signs in Highland Park	BH	Jan	August Meeting		Open	Will review at August meeting
2	Reserve Study Update	BH	February	August Meeting		open	I will go over at the August budget meeting.
3	Paint white lines in street at Exclesia stop sign	BH		August Meeting		Done	Completed
4	Annual Rotation Selections	BH	Jan	August Meeting		Done	Will review at the meeting
5	Landscape Enhancements Calf Path	BH	April	August Meeting		Open	Will be done by 8/14.
6	Parking spaces painting	BH	May	August Meeting		Open	Phil will go over
7	Fountain repair	BH	February	August Meeting		Done	Completed
8	Irrigation Map	BH		August Meeting		Done	Will review at meeting
9	Mandolin/Windsor Projects	BH	Sept	August Meeting		Done	Workshop set for 8/31
10	Aquatics Planting	BH	August	August Meeting		Done	Completed
11	Move 2 improperly located signs Exclesia/brick	BH		August Meeting		Done	Completed
12	TECO pole painting	BH	May	August Meeting		Open	In progress
13	Highland Park Curb Repairs	BH	February	August Meeting		Done	Phil will go over at meeting
14	Encroachment Agreements	BH	February	August Meeting		Open	Sept Mtg.
15	Estates/Reserves Speeding Options	BH	February	August Meeting		Open	Phil will go over revised plans
16	Highland Park Benches	BH	June	August Meeting		Done	Completed-one needs replaced
17	Highland Park Projects	BH	July	August Meeting		Open	Workshop set for 9/30.
18	2021 Budget	BH	August	August Meeting		Open	In book for review

Action Item Template

Date	August
District	Park Place

#	Action Item Description	Responsible	Open Date	Date Due	Closed Date	Status	Comments
1	Irrigation Audit/Repairs	BH	February	August Meeting		Done	Hoping rainfall will let us wait until new budget year.for repairs
2	Annual Installation	BH	June	August Meeting		Open	Will pick selections at meeting
3	Annual Replacements	BH	February	August Meeting		Open	Any weak ones being replaced
4	Landscape proposal for islands (Manor gate)	BH	February	August Meeting		Done	Completed
5	Irrigation Map	BH	February	August Meeting		open	Will review at July meeting
6	Calf Path Planting Proposal	BH	February	August Meeting		Open	Completed by 8/14.
7	Strategic planning for irrigation, flowers etc.	BH	February	August Meeting		Open	Will review at July meeting

Meritus

MONTHLY MAINTENANCE INSPECTION GRADESHEET

Site: Highland Park

Date: 7/7/20

	MAXIMUM VALUE	CURRENT VALUE	CURRENT DEDUCTION	REASON FOR DEDUCTION
AQUATICS				
DEBRIS	25	22	-3	Minor debris
INVASIVE MATERIAL (FLOATING)	20	15	-5	Algae
INVASIVE MATERIAL (SUBMERSED)	20	15	-5	Torpedo grass
FOUNTAINS/AERATORS	20	20	0	Ok
DESIRABLE PLANTS	15	15	0	Good
AMENITIES				
CLUBHOUSE INTERIOR	4	4	0	N/A
CLUBHOUSE EXTERIOR	3	3	0	N/A
POOL WATER	10	10	0	N/A
POOL TILES	10	10	0	N/A
POOL LIGHTS	5	5	0	N/A
POOL FURNITURE/EQUIPMENT	8	8	0	N/A
FIRST AID/SAFETY ITEMS	10	10	0	N/A
SIGNAGE (rules, pool, playground)	5	5	0	OK
PLAYGROUND EQUIPMENT	5	3	-2	Some sharp edges need to be ground down
RECREATIONAL FACILITIES	7	7	0	OK
RESTROOMS	6	6	0	OK
HARDSCAPE	10	10	0	N/A
ACCESS & MONITORING SYSTEM	3	3	0	N/A
IT/PHONE SYSTEM	3	3	0	N/A
TRASH RECEPTACLES	3	3	0	N/A
FOUNTAINS	8	8	0	N/A
MONUMENTS AND SIGNS				
CLEAR VISIBILITY (Landscaping)	25	25	0	Good
PAINTING	25	25	0	Ok
CLEANLINESS	25	25	0	Ok
GENERAL CONDITION	25	25	0	Good

Meritus

MONTHLY MAINTENANCE INSPECTION GRADESHEET

Site: Highland Park

Date: 7/7/20

	MAXIMUM VALUE	CURRENT VALUE	CURRENT DEDUCTION	REASON FOR DEDUCTION
HIGH IMPACT LANDSCAPING				
ENTRANCE MONUMENT	40	40	0	Playground landscape looks rough
RECREATIONAL AREAS	30	25	-5	
SUBDIVISION MONUMENTS	30	30	0	
HARDSCAPE ELEMENTS				
WALLS/FENCING	15	15	0	
SIDEWALKS	30	20	-10	Some areas are dirty
SPECIALTY MONUMENTS	15	15	0	
STREETS	25	20	-5	Crack weeds need to be sprayed. les
PARKING LOTS	15	15	0	
LIGHTING ELEMENTS				
STREET LIGHTING	33	33	0	Good
LANDSCAPE UP LIGHTING	22	22	0	Good
MONUMENT LIGHTING	30	30	0	Good
AMENITY CENTER LIGHTING	15	15	0	N/A
GATES				
ACCESS CONTROL PAD	25	25		N/A
OPERATING SYSTEM	25	25		N/A
GATE MOTORS	25	25		N/A
GATES	25	25		N/A
SCORE	700	665	-35	95%

Manager's Signature: Gene Roberts

Supervisor's Signature:

Meritus

MONTHLY LANDSCAPE MAINTENANCE INSPECTION GRADESHEET

Site: Highland Park

Date: 7/7/20

	MAXIMUM VALUE	CURRENT VALUE	CURRENT DEDUCTION	REASON FOR DEDUCTION
LANDSCAPE MAINTENANCE				
TURF	5	4	-1	Fair
TURF FERTILITY	10	9	-1	
TURF EDGING	5	5	0	Good
WEED CONTROL - TURF AREAS	5	4	-1	Dollar weed/Sedge
TURF INSECT/DISEASE CONTROL	10	10	0	Minor Chinch bug activity
PLANT FERTILITY	5	4	-1	Ok
WEED CONTROL - BED AREAS	5	4	-1	
PLANT INSECT/DISEASE CONTROL	5	5	0	Mites on Fakahatchee grass
PRUNING	10	9	-1	
CLEANLINESS	5	3	-2	Storm debris
MULCHING	5	5	0	Good
WATER/IRRIGATION MGMT	8	7	-1	Some hot spots along Race Track
CARRYOVERS	5	4	-1	Storm debris
SEASONAL COLOR/PERENNIAL MAINTENANCE				
VIGOR/APPEARANCE	7	5	-2	The Coleus are struggling
INSECT/DISEASE CONTROL	7	7	0	
DEADHEADING/PRUNING	3	3	0	
SCORE	100	88	-12	88%

Contractor Signature: _____

Manager's Signature: Gene Roberts

MERITUS

MONTHLY MAINTENANCE INSPECTION GRADESHEET

Site: Mandolin (all areas)

Date: Tuesday, July 7, 2020

	MAXIMUM VALUE	CURRENT VALUE	CURRENT DEDUCTION	REASON FOR DEDUCTION
AQUATICS				
DEBRIS	25	20	-3	Pond 15 has a lot of trash.
INVASIVE MATERIAL (FLOATING)	20	10	-10	Algae
INVASIVE MATERIAL (SUBMERSED)	20	15	-5	Cattails/Torpedo grass
FOUNTAINS/AERATORS	20	20	0	Good
DESIRABLE PLANTS	15	15	0	
AMENITIES				
CLUBHOUSE INTERIOR	4	4	0	Not applicable
CLUBHOUSE EXTERIOR	3	3	0	Not applicable
POOL WATER	10	10	0	Not applicable
POOL TILES	10	10	0	Not applicable
POOL LIGHTS	5	5	0	Not applicable
POOL FURNITURE/EQUIPMENT	8	8	0	Not applicable
FIRST AID/SAFETY ITEMS	10	10	0	Not applicable
SIGNAGE (rules, pool, playground)	5	5	0	Not applicable
PLAYGROUND EQUIPMENT	5	5	0	Not applicable
RECREATIONAL FACILITIES	7	7	0	Not applicable
RESTROOMS	6	6	0	Not applicable
HARDSCAPE	10	10	0	Not applicable
ACCESS & MONITORING SYSTEM	3	3	0	Not applicable
IT/PHONE SYSTEM	3	3	0	Not applicable
TRASH RECEPTACLES	3	3	0	Good condition
FOUNTAINS	8	8	0	Not applicable
MONUMENTS AND SIGNS				
CLEAR VISIBILITY (Landscaping)	25	25	0	Good condition
PAINTING	25	23	-2	Fair
CLEANLINESS	25	25	0	Fair
GENERAL CONDITION	25	25	0	OK

MERITUS

MONTHLY MAINTENANCE INSPECTION GRADESHEET

Site: Mandolin (all areas)

Date: Tuesday, July 7, 2020

	MAXIMUM VALUE	CURRENT VALUE	CURRENT DEDUCTION	REASON FOR DEDUCTION
HIGH IMPACT LANDSCAPING				
ENTRANCE MONUMENT	40	30	-10	Landscape conditions do not look great
RECREATIONAL AREAS	30	30	0	N/A
SUBDIVISION MONUMENTS	30	30	0	
HARDSCAPE ELEMENTS				
WALLS/FENCING	15	15	0	Good condition
SIDEWALKS	30	30	0	OK
SPECIALTY MONUMENTS	15	15	0	Good
STREETS	25	25	0	
PARKING LOTS	15	15	0	Not applicable
LIGHTING ELEMENTS				
STREET LIGHTING	33	33	0	OK
LANDSCAPE UP LIGHTING	22	22	0	OK
MONUMENT LIGHTING	30	30	0	OK
AMENITY CENTER LIGHTING	15	15	0	Not applicable
GATES				
ACCESS CONTROL PAD	25	25	0	Working
OPERATING SYSTEM	25	25	0	Good
GATE MOTORS	25	25	0	Good
GATES	25	25	0	Good
SCORE	700	675	-30	96%

Manager's Signature: Gene Roberts

Supervisor's Signature:

Meritus

MONTHLY LANDSCAPE MAINTENANCE INSPECTION GRADESHEET

Site: Mandolin Estates

Date: 7/7/20

	MAXIMUM VALUE	CURRENT VALUE	CURRENT DEDUCTION	REASON FOR DEDUCTION
LANDSCAPE MAINTENANCE				
TURF	5	2	-3	Turf at the exit needs replacing
TURF FERTILITY	10	8	-2	Fair
TURF EDGING	5	5	0	Good
WEED CONTROL - TURF AREAS	5	5	0	Ok
TURF INSECT/DISEASE CONTROL	10	10	0	None observed
PLANT FERTILITY	5	4	-1	Fair
WEED CONTROL - BED AREAS	5	4	-1	Some detail needed
PLANT INSECT/DISEASE CONTROL	5	5	0	None observed
PRUNING	10	10	0	Better
CLEANLINESS	5	4	-1	Trash at the entrance
MULCHING	5	5	0	
WATER/IRRIGATION MGMT	8	8	0	
CARRYOVERS	5	4	-1	Turf quality
				.
SEASONAL COLOR/PERENNIAL MAINTENANCE				
VIGOR/APPEARANCE	7	5	-2	The Coleus look weak
INSECT/DISEASE CONTROL	7	7	0	
DEADHEADING/PRUNING	3	3	0	
SCORE	100	89	-11	89%

Contractor Signature: _____

Manager's Signature: Gene Roberts

Meritus

MONTHLY LANDSCAPE MAINTENANCE INSPECTION GRADESHEET

Site: Mandolin Reserve

Date: 7/7/20

	MAXIMUM VALUE	CURRENT VALUE	CURRENT DEDUCTION	REASON FOR DEDUCTION
LANDSCAPE MAINTENANCE				
TURF	5	4	-1	Fair
TURF FERTILITY	10	9	-1	Ok
TURF EDGING	5	5	0	Good
WEED CONTROL - TURF AREAS	5	4	-1	Sedge
TURF INSECT/DISEASE CONTROL	10	10	0	None observed
PLANT FERTILITY	5	3	-2	Some are chlorotic.
WEED CONTROL - BED AREAS	5	4	-1	OK
PLANT INSECT/DISEASE CONTROL	5	5	0	OK
PRUNING	10	10	0	Better
CLEANLINESS	5	4	-1	Dirt in the curbs at entrance
MULCHING	5	5	0	OK
WATER/IRRIGATION MGMT	8	7	-1	Entrance beds are wet
CARRYOVERS	5	4	-1	Plant health/Water Mgmt.
SEASONAL COLOR/PERENNIAL MAINTENANCE				
VIGOR/APPEARANCE	7	5	-2	Coleus look fair
INSECT/DISEASE CONTROL	7	7	0	
DEADHEADING/PRUNING	3	2	-1	Annuals bed need weeding
SCORE	100	88	-12	88%

Contractor Signature: _____

Manager's Signature: Gene Roberts

District Management Services, LLC

MONTHLY LANDSCAPE MAINTENANCE INSPECTION GRADESHEET

Site: Windsor

Date: Tuesday, July 7, 2020

	MAXIMUM VALUE	CURRENT VALUE	CURRENT DEDUCTION	REASON FOR DEDUCTION
LANDSCAPE MAINTENANCE				
TURF	5	3	-2	Some turf will need replacing
TURF FERTILITY	10	10	0	OK
TURF EDGING	5	5	0	Good
WEED CONTROL - TURF AREAS	5	5	0	
TURF INSECT/DISEASE CONTROL	10	10	0	None observed
PLANT FERTILITY	5	3	-2	Plants are struggling along Citrus Park
WEED CONTROL - BED AREAS	5	5	0	Good
PLANT INSECT/DISEASE CONTROL	5	3	-2	Mites on Fakahatchee grass
PRUNING	10	10	0	OK
CLEANLINESS	5	3	-2	Trash along Citrus Park
MULCHING	5	5	0	Good
WATER/IRRIGATION MGMT	8	8	0	OK
CARRYOVERS	5	5	0	Turf conditions/Plant health
SEASONAL COLOR/PERENNIAL MAINTENANCE				
VIGOR/APPEARANCE	7	5	-2	Fair
INSECT/DISEASE CONTROL	7	7	0	
DEADHEADING/PRUNING	3	2	-1	Annual beds need weed detailing
SCORE	100	89	-11	89%

Contractor Signature: _____

Manager's Signature: GR

Supervisor's Signature: _____

Meritus

MONTHLY MAINTENANCE INSPECTION GRADESHEET

Site: Highland Park

Date: 8/3/20

	MAXIMUM VALUE	CURRENT VALUE	CURRENT DEDUCTION	REASON FOR DEDUCTION
AQUATICS				
DEBRIS	25	20	-5	Some trash in the ponds
INVASIVE MATERIAL (FLOATING)	20	10	-10	Algae
INVASIVE MATERIAL (SUBMERSED)	20	20	0	
FOUNTAINS/AERATORS	20	20	0	Ok
DESIRABLE PLANTS	15	15	0	Good
AMENITIES				
CLUBHOUSE INTERIOR	4	4	0	N/A
CLUBHOUSE EXTERIOR	3	3	0	N/A
POOL WATER	10	10	0	N/A
POOL TILES	10	10	0	N/A
POOL LIGHTS	5	5	0	N/A
POOL FURNITURE/EQUIPMENT	8	8	0	N/A
FIRST AID/SAFETY ITEMS	10	10	0	N/A
SIGNAGE (rules, pool, playground)	5	5	0	OK
PLAYGROUND EQUIPMENT	5	3	-2	
RECREATIONAL FACILITIES	7	7	0	OK
RESTROOMS	6	6	0	OK
HARDSCAPE	10	10	0	N/A
ACCESS & MONITORING SYSTEM	3	3	0	N/A
IT/PHONE SYSTEM	3	3	0	N/A
TRASH RECEPTACLES	3	3	0	N/A
FOUNTAINS	8	8	0	N/A
MONUMENTS AND SIGNS				
CLEAR VISIBILITY (Landscaping)	25	25	0	Good
PAINTING	25	25	0	Ok
CLEANLINESS	25	25	0	Ok
GENERAL CONDITION	25	23	-2	Some of the banners need to be tightened.

Meritus

MONTHLY MAINTENANCE INSPECTION GRADESHEET

Site: Highland Park

Date: 8/3/20

	MAXIMUM VALUE	CURRENT VALUE	CURRENT DEDUCTION	REASON FOR DEDUCTION
HIGH IMPACT LANDSCAPING				
ENTRANCE MONUMENT	40	40	0	
RECREATIONAL AREAS	30	25	-5	Playground landscape needs upgrading
SUBDIVISION MONUMENTS	30	30	0	
HARDSCAPE ELEMENTS				
WALLS/FENCING	15	15	0	
SIDEWALKS	30	20	-10	Some areas are dirty
SPECIALTY MONUMENTS	15	15	0	
STREETS	25	20	-5	Crack weeds need to be sprayed. les
PARKING LOTS	15	15	0	
LIGHTING ELEMENTS				
STREET LIGHTING	33	33	0	Good
LANDSCAPE UP LIGHTING	22	22	0	Good
MONUMENT LIGHTING	30	30	0	Good
AMENITY CENTER LIGHTING	15	15	0	N/A
GATES				
ACCESS CONTROL PAD	25	25		N/A
OPERATING SYSTEM	25	25		N/A
GATE MOTORS	25	25		N/A
GATES	25	25		N/A
SCORE	700	661	-39	94%

Manager's Signature: Gene Roberts

Supervisor's Signature:

Meritus

MONTHLY LANDSCAPE MAINTENANCE INSPECTION GRADESHEET

Site: Highland Park

Date: 8/3/20

	MAXIMUM VALUE	CURRENT VALUE	CURRENT DEDUCTION	REASON FOR DEDUCTION
LANDSCAPE MAINTENANCE				
TURF	5	3	-2	Dead areas at Fountain Head
TURF FERTILITY	10	9	-1	
TURF EDGING	5	5	0	Good
WEED CONTROL - TURF AREAS	5	4	-1	Sedge
TURF INSECT/DISEASE CONTROL	10	10	0	
PLANT FERTILITY	5	4	-1	Ok
WEED CONTROL - BED AREAS	5	4	-1	
PLANT INSECT/DISEASE CONTROL	5	5	0	Mites on Fakahatchee grass
PRUNING	10	9	-1	
CLEANLINESS	5	3	-2	Storm debris
MULCHING	5	5	0	Good
WATER/IRRIGATION MGMT	8	8	0	
CARRYOVERS	5	4	-1	Storm debris/Mites
SEASONAL COLOR/PERENNIAL MAINTENANCE				
VIGOR/APPEARANCE	7	5	-2	Annuals on Race Track look weak
INSECT/DISEASE CONTROL	7	7	0	
DEADHEADING/PRUNING	3	3	0	
SCORE	100	88	-12	88%

Contractor Signature: _____

Manager's Signature: Gene Roberts

MERITUS

MONTHLY MAINTENANCE INSPECTION GRADESHEET

Site: Mandolin (all areas)

Date: Tuesday, July 7, 2020

	MAXIMUM VALUE	CURRENT VALUE	CURRENT DEDUCTION	REASON FOR DEDUCTION
AQUATICS				
DEBRIS	25	20	-3	Some trash
INVASIVE MATERIAL (FLOATING)	20	10	-10	Algae in several ponds
INVASIVE MATERIAL (SUBMERSED)	20	15	-5	Torpedo grass
FOUNTAINS/AERATORS	20	20	0	Good
DESIRABLE PLANTS	15	15	0	
AMENITIES				
CLUBHOUSE INTERIOR	4	4	0	Not applicable
CLUBHOUSE EXTERIOR	3	3	0	Not applicable
POOL WATER	10	10	0	Not applicable
POOL TILES	10	10	0	Not applicable
POOL LIGHTS	5	5	0	Not applicable
POOL FURNITURE/EQUIPMENT	8	8	0	Not applicable
FIRST AID/SAFETY ITEMS	10	10	0	Not applicable
SIGNAGE (rules, pool, playground)	5	5	0	Not applicable
PLAYGROUND EQUIPMENT	5	5	0	Not applicable
RECREATIONAL FACILITIES	7	7	0	Not applicable
RESTROOMS	6	6	0	Not applicable
HARDSCAPE	10	10	0	Not applicable
ACCESS & MONITORING SYSTEM	3	3	0	Not applicable
IT/PHONE SYSTEM	3	3	0	Not applicable
TRASH RECEPTACLES	3	3	0	
FOUNTAINS	8	8	0	Not applicable
MONUMENTS AND SIGNS				
CLEAR VISIBILITY (Landscaping)	25	25	0	Good condition
PAINTING	25	23	-2	Fair
CLEANLINESS	25	25	0	Fair
GENERAL CONDITION	25	25	0	OK

MERITUS

MONTHLY MAINTENANCE INSPECTION GRADESHEET

Site: Mandolin (all areas)

Date: Tuesday, July 7, 2020

	MAXIMUM VALUE	CURRENT VALUE	CURRENT DEDUCTION	REASON FOR DEDUCTION
HIGH IMPACT LANDSCAPING				
ENTRANCE MONUMENT	40	30	-10	Road construction is impacting landscape conditions
RECREATIONAL AREAS	30	30	0	N/A
SUBDIVISION MONUMENTS	30	30	0	
HARDSCAPE ELEMENTS				
WALLS/FENCING	15	15	0	Good condition
SIDEWALKS	30	30	0	OK
SPECIALTY MONUMENTS	15	15	0	Good
STREETS	25	25	0	
PARKING LOTS	15	15	0	Not applicable
LIGHTING ELEMENTS				
STREET LIGHTING	33	33	0	OK
LANDSCAPE UP LIGHTING	22	22	0	OK
MONUMENT LIGHTING	30	30	0	OK
AMENITY CENTER LIGHTING	15	15	0	Not applicable
GATES				
ACCESS CONTROL PAD	25	25	0	Working
OPERATING SYSTEM	25	25	0	Good
GATE MOTORS	25	25	0	Good
GATES	25	25	0	Good
SCORE	700	675	-30	96%

Manager's Signature: Gene Roberts

Supervisor's Signature:

Meritus

MONTHLY LANDSCAPE MAINTENANCE INSPECTION GRADESHEET

Site: Mandolin Estates

Date: 8/3/20

	MAXIMUM VALUE	CURRENT VALUE	CURRENT DEDUCTION	REASON FOR DEDUCTION
LANDSCAPE MAINTENANCE				
TURF	5	2	-3	Turf at the exit needs replacing
TURF FERTILITY	10	10	0	Fair
TURF EDGING	5	5	0	Good
WEED CONTROL - TURF AREAS	5	5	0	Ok
TURF INSECT/DISEASE CONTROL	10	10	0	None observed
PLANT FERTILITY	5	4	-1	Fair
WEED CONTROL - BED AREAS	5	4	-1	Some detail needed
PLANT INSECT/DISEASE CONTROL	5	4	-1	Mites on Fakahatchee grass
PRUNING	10	8	-2	Plants at gate need trimming
CLEANLINESS	5	4	-1	Construction debris
MULCHING	5	5	0	
WATER/IRRIGATION MGMT	8	8	0	
CARRYOVERS	5	4	-1	Turf/bed detailing
				.
SEASONAL COLOR/PERENNIAL MAINTENANCE				
VIGOR/APPEARANCE	7	5	-2	Coleus still aren't doing well
INSECT/DISEASE CONTROL	7	7	0	
DEADHEADING/PRUNING	3	3	0	
SCORE	100	88	-12	88%

Contractor Signature: _____

Manager's Signature: Gene Roberts

Meritus

MONTHLY LANDSCAPE MAINTENANCE INSPECTION GRADESHEET

Site: Mandolin Reserve

Date: 7/7/20

	MAXIMUM VALUE	CURRENT VALUE	CURRENT DEDUCTION	REASON FOR DEDUCTION
LANDSCAPE MAINTENANCE				
TURF	5	4	-1	Fair
TURF FERTILITY	10	9	-1	Ok
TURF EDGING	5	5	0	Good
WEED CONTROL - TURF AREAS	5	3	-2	Broadleaf weeds
TURF INSECT/DISEASE CONTROL	10	10	0	None observed
PLANT FERTILITY	5	5	0	
WEED CONTROL - BED AREAS	5	4	-1	OK
PLANT INSECT/DISEASE CONTROL	5	5	0	OK
PRUNING	10	10	0	Podocarpus need to be trimmed level
CLEANLINESS	5	5	0	
MULCHING	5	5	0	OK
WATER/IRRIGATION MGMT	8	8	0	
CARRYOVERS	5	4	-1	Plant conditions
SEASONAL COLOR/PERENNIAL MAINTENANCE				
VIGOR/APPEARANCE	7	4	-3	Coleus are small
INSECT/DISEASE CONTROL	7	7	0	
DEADHEADING/PRUNING	3	3	0	
SCORE	100	91	-9	91%

Contractor Signature: _____

Manager's Signature: Gene Roberts

District Management Services, LLC

MONTHLY LANDSCAPE MAINTENANCE INSPECTION GRADESHEET

Site: Windsor

Date: Monday, August 3, 2020

	MAXIMUM VALUE	CURRENT VALUE	CURRENT DEDUCTION	REASON FOR DEDUCTION
LANDSCAPE MAINTENANCE				
TURF	5	3	-2	Some dead areas along Citrus Park
TURF FERTILITY	10	10	0	OK
TURF EDGING	5	5	0	Good
WEED CONTROL - TURF AREAS	5	5	0	
TURF INSECT/DISEASE CONTROL	10	10	0	None observed
PLANT FERTILITY	5	3	-2	Indian Hawthorne look rough
WEED CONTROL - BED AREAS	5	5	0	Good
PLANT INSECT/DISEASE CONTROL	5	3	-2	Mites on Fakahatchee grass
PRUNING	10	10	0	OK
CLEANLINESS	5	3	-2	Construction debris
MULCHING	5	5	0	Good
WATER/IRRIGATION MGMT	8	8	0	OK
CARRYOVERS	5	5	0	Mites/Plant conditions
SEASONAL COLOR/PERENNIAL MAINTENANCE				
VIGOR/APPEARANCE	7	4	-3	Annuals are small
INSECT/DISEASE CONTROL	7	7	0	
DEADHEADING/PRUNING	3	3	0	
SCORE	100	89	-11	89%

Contractor Signature: _____

Manager's Signature: GR

Supervisor's Signature: _____

Physical Address: 30435 Commerce Drive, Suite 102 San Antonio, FL 33576
Mailing Address: 12231 Main Street #1196 San Antonio, FL 33576
Phone #: (352)877-4463 | **Email:** office@cypresscreekaquatics.com

Property	**Park Place**	**Date:**	**Friday, June 12, 2020**
Tech:	**Ryan Cummings**	**Page:**	1 **Of** 3
Weather:	**Cloudy 87° / 6 mph mostly E winds**	**Service:**	**Monthly Aquatics Treatment**

	SITE	SITE	SITE	SITE	SITE	SITE	SITE	SITE
	Pond 1	Pond 2	Pond 3	Pond 4	Pond 5	Pond 6	Pond 7	Pond 8
Algae	**	*	**		**		**	
Grasses & Brush	**	**	**	**	**	**	**	**
Summersed Vegetation			**	**			**	
Floating Vegetation				**	**	**		
Wetland Vegetation		**	**					**
Invasive Trees			**	**				**
Spot Treatment	**			**	**	**		
Physical Removal			**					
Dye Treatment								
Other								
Days of Restriction								

Water Clarity
< 1 Foot
1 - 2 Feet
2 - 4 Feet
> 4 Feet

Wildlife Observations						
Deer	**Egret**	Cormorant	**Aligator**	Bream	**Other:**	**Willet**
Otter	**Heron**	**Anhinga**	**Turtle**	**Bass**		**Talapia**
Opposum	**Ibis**	Osprey	Snake	Catfish		**Swallowtail Kite**
Raccoon	**Woodstork**	**Ducks**	**Frogs**	**Carp**		

Comments: Used a back spray rig to treat the Park Place Stormwater Ponds. Recent rain significantly raised the water level of most ponds.

Pond 1 - Treated perimeter torpedo grass, minor filimentous algae and submerged vegetation. Trying to protect natives on bank.

Pond 2 - Treated torpedo grasss.

Pond 3 - Mostly treated torpedo grass and removed some primrose willow

Pond 4 - Treated torpedo grass along perimeter, spatterdock, and cleared flow to stormwater structure

Pond 5 - Treated torpedo grass along perimeter, spatterdock, and cleared flow to stormwater structure

Pond 7 - Treated perimeter torpedo grass and filimentous algae from the bank.

Please allow 7 - 10 days for results. Thank You.

Follow Up Visit	Not Required	May Require

Physical Address: 30435 Commerce Drive, Suite 102 San Antonio, FL 33576
Mailing Address: 12231 Main Street #1196 San Antonio, FL 33576
Phone #: (352)877-4463 | **Email:** office@cypresscreekaquatics.com

Property	**Park Place**	**Date:**	**Friday, June 12, 2020**
Tech:	**Ryan Cummings**	**Page:**	2 **Of** 3
Weather:	**Cloudy 87° / 6 mph mostly E winds**	**Service:**	**Monthly Aquatics Treatment**

	SITE	SITE	SITE	SITE	SITE	SITE	SITE	SITE
	Pond 9	Pond 10	Pond 11	Pond 12	Pond 13	Pond 14	Pond 15	Pond 16
Algae	**		**	**		**	**	
Grasses & Brush	**	**	**	**	**	**	**	**
Summersed Vegetation	**	**	**	**		**	**	
Floating Vegetation	**		**	**	**	**	**	**
Wetland Vegetation					**		**	
Invasive Trees							**	
Spot Treatment	**		**	**	**		**	**
Physical Removal								
Dye Treatment								
Other								
Days of Restriction								

Water Clarity
< 1 Foot
1 - 2 Feet
2 - 4 Feet
> 4 Feet

Wildlife Observations						
Deer	**Egret**	Cormorant	**Aligator**	Bream	**Other:**	**Willet**
Otter	**Heron**	**Anhinga**	**Turtle**	**Bass**		**Talapia**
Opposum	**Ibis**	Osprey	Snake	Catfish		**Swallowtail Kite**
Raccoon	**Woodstork**	**Ducks**	**Frogs**	**Carp**		

Comments: Used a back spray rig to treat the Park Place Stormwater Ponds. Recent rain significantly raised the water level of most ponds.

Pond 9 - Treated for filimentous algae and torpedo grass around perimeter. Treated spatterdock along perimeter as well.

Pond 10 - Treated torpedo grass and hydrilla.

Pond 11 - Treated perimeter grasses and hydrilla. Tried to keep bullrush

Pond 12 - Treated perimeter for torpedo grass and some hydrilla. Pond was drained again and turbidity boom was open

Pond 14 - Treated spatterdock and grass around perimeter. Turbidity boom was open

Pond 15 - Treated algae and torpedo grass around perimeter. Most plants on the littoral shelf were dying

Please allow 7 - 10 days for results. Thank You.

Follow Up Visit	Not Required	May Require

Physical Address: 30435 Commerce Drive, Suite 102 San Antonio, FL 33576
Mailing Address: 12231 Main Street #1196 San Antonio, FL 33576
Phone #: (352)877-4463 | **Email:** office@cypresscreekaquatics.com

Property Park Place

Date: Friday, June 12, 2020

Tech: Ryan Cummings

Page: 3 **Of** 3

Weather: Cloudy 87° / 6 mph mostly E winds

Service: Monthly Aquatics Treatment

	SITE	SITE	SITE	SITE	SITE	SITE	SITE	SITE
	Pond 17	Pond 18	Pond 19					
Algae	**		**					
Grasses & Brush	**		**					
Summersed Vegetation	**							
Floating Vegetation								
Wetland Vegetation			**					
Invasive Trees			**					
Spot Treatment	**	**	**					
Physical Removal								
Dye Treatment								
Other								
Days of Restriction								

Water Clarity
< 1 Foot
1 - 2 Feet
2 - 4 Feet
> 4 Feet

Wildlife Observations						
Deer	**Egret**	Cormorant	**Aligator**	Bream	**Other:**	**Willet**
Otter	**Heron**	**Anhinga**	**Turtle**	**Bass**		**Talapia**
Opposum	**Ibis**	Osprey	Snake	Catfish		**Swallowtail Kite**
Raccoon	**Woodstork**	**Ducks**	**Frogs**	**Carp**		

Comments: Used a back spray rig to treat the Park Place Stormwater Ponds. Recent rain significantly raised the water level of most ponds.

Pond 17 - Treated torpedo grass along perimeter and submerged vegetation

Pond 19 - Treated torpedo grass around perimeter. Treated most of the cattails and primrose willow to clear stormwater outflow

Please allow 7 - 10 days for results. Thank You.

Follow Up Visit	Not Required	May Require

Physical Address: 30435 Commerce Drive, Suite 102 San Antonio, FL 33576
Mailing Address: 12231 Main Street #1196 San Antonio, FL 33576
Phone #: (352)877-4463 | **Email:** office@cypresscreekaquatics.com

Property	**Park Place**	**Date:**	**Tuesday, June 30, 2020**
Tech:	**Ryan Cummings**	**Page:**	1 **Of** 3
Weather:	**Cloudy 93° / 8-10 mph mostly W winds**	**Service:**	**Monthly Aquatics Treatment**

	SITE	SITE	SITE	SITE	SITE	SITE	SITE	SITE
	Pond 1	Pond 2	Pond 3	Pond 4	Pond 5	Pond 6	Pond 7	Pond 8
Algae	**	**	**	**	**		**	
Grasses & Brush	**	**	**	**	**	**	**	**
Summersed Vegetation			**				**	
Floating Vegetation				**	**	**		
Wetland Vegetation		**	**					**
Invasive Trees			**					**
Spot Treatment	**			**		**		
Physical Removal			**					
Dye Treatment	**						**	
Other								
Days of Restriction								

Water Clarity
< 1 Foot
1 - 2 Feet
2 - 4 Feet
> 4 Feet

Wildlife Observations						
Deer	**Egret**	Cormorant	Aligator	Bream	**Other:**	
Otter	**Heron**	**Anhinga**	**Turtle**	**Bass**		
Opposum	**Ibis**	**Osprey**	Snake	Catfish		
Raccoon	Woodstork	**Ducks**	**Frogs**	**Carp**		

Comments: Used a back spray rig to treat the Park Place Stormwater Ponds.

Pond 1 - Treated perimeter torpedo grass, filimentous algae bloom and submerged vegetation. Trying to protect natives on bank.

Pond 2 - Treated torpedo grasss and algae bloom

Pond 3 - Treated torpedo grass, spatterdock and some filimentous algae

Pond 4 - Treated torpedo grass and minor algae along perimeter, spatterdock, and cleared flow to stormwater structure

Pond 5 - Treated torpedo grass and algae along perimeter, spatterdock, and cleared flow to stormwater structure

Pond 7 - Treated perimeter torpedo grass and filimentous algae.

Please allow 7 - 10 days for results. Thank You.

Follow Up Visit	Not Required	May Require

Physical Address: 30435 Commerce Drive, Suite 102 San Antonio, FL 33576
Mailing Address: 12231 Main Street #1196 San Antonio, FL 33576
Phone #: (352)877-4463 | **Email:** office@cypresscreekaquatics.com

Property	**Park Place**	**Date:**	**Tuesday, June 30, 2020**
Tech:	**Ryan Cummings**	**Page:**	2 **Of** 3
Weather:	**Cloudy 93° / 8-10 mph mostly W winds**	**Service:**	**Monthly Aquatics Treatment**

	SITE	SITE	SITE	SITE	SITE	SITE	SITE	SITE
	Pond 9	Pond 10	Pond 11	Pond 12	Pond 13	Pond 14	Pond 15	Pond 16
Algae	**	**	**	**	**	**	**	**
Grasses & Brush	**	**	**	**	**	**	**	**
Summersed Vegetation	**	**	**	**			**	**
Floating Vegetation	**	**	**	**	**	**	**	**
Wetland Vegetation				**	**		**	
Invasive Trees				**			**	
Spot Treatment	**		**		**		**	
Physical Removal								
Dye Treatment								
Other								
Days of Restriction								

Water Clarity
< 1 Foot
1 - 2 Feet
2 - 4 Feet
> 4 Feet

Wildlife Observations						
Deer	**Egret**	Cormorant	Aligator	Bream	**Other:**	
Otter	**Heron**	**Anhinga**	**Turtle**	**Bass**		
Opposum	**Ibis**	**Osprey**	Snake	Catfish		
Raccoon	Woodstork	**Ducks**	**Frogs**	**Carp**		

Comments: Used a back spray rig to treat the Park Place Stormwater Ponds.

Pond 9 - Treated for filimentous algae bloom and torpedo grass around perimeter. Treated spatterdock

Pond 10 - Treated torpedo grass and hydrilla.

Pond 11 - Treated perimeter grasses and hydrilla. Tried to stay away from bullrush and recently planted pickerel weed

Pond 12 - Treated perimeter for torpedo grass, some algae and some hydrilla. Spot sprayed exotics on northern pond shelf. Turbidity boom was open.

Pond 14 - Treated spatterdock and grass around perimeter. Turbidity boom was open

Pond 15 - Treated algae and torpedo grass around perimeter. Treated spatterdock. Most plants on the littoral shelf were dying

Please allow 7 - 10 days for results. Thank You.

Follow Up Visit	Not Required	May Require

Physical Address: 30435 Commerce Drive, Suite 102 San Antonio, FL 33576
Mailing Address: 12231 Main Street #1196 San Antonio, FL 33576
Phone #: (352)877-4463 | **Email:** office@cypresscreekaquatics.com

Property	**Park Place**	**Date:**	**Tuesday, June 30, 2020**
Tech:	**Ryan Cummings**	**Page:**	3 **Of** 3
Weather:	**Cloudy 93° / 8-10 mph mostly W winds**	**Service:**	**Monthly Aquatics Treatment**

	SITE	SITE	SITE	SITE	SITE	SITE	SITE	SITE
	Pond 17	Pond 18	Pond 19					
Algae	**		**					
Grasses & Brush	**		**					
Summersed Vegetation	**							
Floating Vegetation								
Wetland Vegetation			**					
Invasive Trees			**					
Spot Treatment	**	**	**					
Physical Removal								
Dye Treatment								
Other								
Days of Restriction								

Water Clarity
< 1 Foot
1 - 2 Feet
2 - 4 Feet
> 4 Feet

Wildlife Observations						
Deer	**Egret**	Cormorant	Aligator	Bream	**Other:**	
Otter	**Heron**	**Anhinga**	**Turtle**	**Bass**		
Opposum	**Ibis**	**Osprey**	Snake	Catfish		
Raccoon	Woodstork	**Ducks**	**Frogs**	**Carp**		

Comments: Used a back spray rig to treat the Park Place Stormwater Ponds. Recent rain significantly raised the water level of most ponds.

Pond 17 - Treated torpedo grass and algae along perimeter and some submerged vegetation

Pond 19 - Treated torpedo grass around perimeter. Treated most of the cattails and primrose willow to clear stormwater outflow

Please allow 7 - 10 days for results. Thank You.

Follow Up Visit	Not Required	May Require

Physical Address: 30435 Commerce Drive, Suite 102 San Antonio, FL 33576
Mailing Address: 12231 Main Street #1196 San Antonio, FL 33576
Phone #: (352)877-4463 | **Email:** office@cypresscreekaquatics.com

Property	**Park Place**	**Date:**	**7/13/20 & 7/14/20**
Tech:	**Ryan Cummings**	**Page:**	1 **Of** 3
Weather:	**Cloudy 90° / 9 mph mostly W winds**	**Service:**	**Monthly Aquatics Treatment**

	SITE	SITE	SITE	SITE	SITE	SITE	SITE	SITE
	Pond 1	Pond 2	Pond 3	Pond 4	Pond 5	Pond 6	Pond 7	Pond 8
Algae	**		**				**	
Grasses & Brush	**		**				**	
Summersed Vegetation			**				**	
Floating Vegetation	**							
Wetland Vegetation			**					
Invasive Trees			**					
Spot Treatment	**						**	
Physical Removal			**					
Dye Treatment								
Other								
Days of Restriction								

Water Clarity
< 1 Foot
1 - 2 Feet
2 - 4 Feet
> 4 Feet

Wildlife Observations						
Deer	**Egret**	Cormorant	**Aligator**	Bream	**Other:**	**Talapia**
Otter	**Heron**	Anhinga	**Turtle**	Bass		
Opposum	**Ibis**	Osprey	Snake	Catfish		
Raccoon	Woodstork	**Ducks**	Frogs	**Carp**		

Comments: Used a back spray rig and ATV spray rig to treat the Park Place Stormwater Ponds.

Pond 1 - Treated perimeter torpedo grass and filimentous algae bloom.

Pond 2 - Will be treated 7/15/20

Pond 3 - Mostly treated torpedo grass and removed some primrose willow. Treated spatterdock and thinned out some of the perimeter natives.

Pond 4 - Will be treated 7/15/20

Pond 5 - Will be treated 7/15/20

Pond 7 - Treated perimeter torpedo grass and filimentous algae bloom.

Please allow 7 - 10 days for results. Thank You.

Follow Up Visit	Not Required	May Require

Physical Address: 30435 Commerce Drive, Suite 102 San Antonio, FL 33576
Mailing Address: 12231 Main Street #1196 San Antonio, FL 33576
Phone #: (352)877-4463 | **Email:** office@cypresscreekaquatics.com

Property	**Park Place**	**Date:**	**7/13/20 & 7/14/20**
Tech:	**Ryan Cummings**	**Page:**	2 **Of** 3
Weather:	**Cloudy 90° / 9 mph mostly W winds**	**Service:**	**Monthly Aquatics Treatment**

	SITE	SITE	SITE	SITE	SITE	SITE	SITE	SITE
	Pond 9	Pond 10	Pond 11	Pond 12	Pond 13	Pond 14	Pond 15	Pond 16
Algae	**		**				**	**
Grasses & Brush	**		**				**	**
Summersed Vegetation	**		**				**	**
Floating Vegetation	**		**				**	**
Wetland Vegetation							**	
Invasive Trees							**	
Spot Treatment	**		**				**	**
Physical Removal								
Dye Treatment								
Other								
Days of Restriction								

Water Clarity
< 1 Foot
1 - 2 Feet
2 - 4 Feet
> 4 Feet

Wildlife Observations						
Deer	**Egret**	Cormorant	**Aligator**	Bream	**Other:**	**Talapia**
Otter	**Heron**	Anhinga	**Turtle**	Bass		
Opposum	**Ibis**	Osprey	Snake	Catfish		
Raccoon	Woodstork	**Ducks**	Frogs	**Carp**		

Comments: Used a back spray rig to treat the Park Place Stormwater Ponds. Recent rain significantly raised the water level of most ponds.

Pond 9 - Treated for filimentous algae and torpedo grass around perimeter. Treated spatterdock along perimeter as well.

Pond 10 - Will be treated 7/15/20

Pond 11 - Treated perimeter grasses and hydrilla. Tried to keep bullrush

Pond 12 - Will be treated 7/15/20

Pond 15 - Treated algae and torpedo grass around perimeter. Treated spatterdock on the west end of pond and the torpedo grass around the island.

Pond 16 - Treated filimentous algae bloom and torpedo grass around perimeter.

Please allow 7 - 10 days for results. Thank You.

Follow Up Visit	Not Required	May Require

Physical Address: 30435 Commerce Drive, Suite 102 San Antonio, FL 33576
Mailing Address: 12231 Main Street #1196 San Antonio, FL 33576
Phone #: (352)877-4463 | **Email:** office@cypresscreekaquatics.com

Property Park Place

Date: 7/13/20 & 7/14/20

Tech: Ryan Cummings

Page: 3 **Of** 3

Weather: Cloudy 90° / 9 mph mostly W winds

Service: Monthly Aquatics Treatment

	SITE	SITE	SITE	SITE	SITE	SITE	SITE	SITE
	Pond 17	Pond 18	Pond 19					
Algae	**		**					
Grasses & Brush	**		**					
Summersed Vegetation	**							
Floating Vegetation								
Wetland Vegetation			**					
Invasive Trees			**					
Spot Treatment	**		**					
Physical Removal								
Dye Treatment								
Other								
Days of Restriction								

Water Clarity
< 1 Foot
1 - 2 Feet
2 - 4 Feet
> 4 Feet

Wildlife Observations						
Deer	**Egret**	Cormorant	**Aligator**	Bream	**Other:**	**Talapia**
Otter	**Heron**	Anhinga	**Turtle**	Bass		
Opposum	**Ibis**	Osprey	Snake	Catfish		
Raccoon	Woodstork	**Ducks**	Frogs	**Carp**		

Comments: Used a back spray rig to treat the Park Place Stormwater Ponds. Recent rain significantly raised the water level of most ponds.

Pond 17 - Treated torpedo grass along perimeter and submerged vegetation

Pond 19 - Treated torpedo grass around perimeter. Treated most of the cattails and primrose willow to clear stormwater outflow

Please allow 7 - 10 days for results. Thank You.

Follow Up Visit	Not Required	May Require