

**Park Place
Community Development
District**

April 17, 2024

AGENDA PACKAGE

Teams Meeting Information

Meeting ID: 235 339 363 960

Passcode: gsPG6x

[Click here to join the meeting](#)

**Park Place Community Development District
Board of Supervisors**

Agenda Page 2

- Cathy Powell, Chairperson
- Andrea Jackson, Vice Chairperson
- Eric Bullard, Assistant Secretary
- Erica Lavina, Assistant Secretary
- Jason Filos, Assistant Secretary

- Gene Roberts, District Manager
- John Vericker, District Counsel
- Phil Chang, District Engineer

Agenda for Regular Meeting

Wednesday, April 17, 2024 – 11:00 a.m.

Teams Meeting Information

Meeting ID: 235 339 363 960

Passcode: gsPG6x

[Click here to join the meeting](#)

All cellular phones and pagers must be turned off during the meeting. Please let us know at least 24 hours in advance if you are planning to call into the meeting.

- 1. Call to Order/Roll Call**
- 2. Audience Comments**
- 3. Staff Reports**
 - A. District Engineer
 - B. District Landscaper
 - i. Landscape Inspection Report
 - C. District Counsel
- 4. Business Items**
 - A. General Matters of the District
- 5. Consent Agenda**
 - A. Consideration of Board of Supervisors' Minutes of the March 20, 2024, Regular Meeting
 - B. Consideration of Operation and Maintenance Expenditures for March 2024
 - C. Acceptance of the Financials and Approval of the Check Register as of March 31, 2024
- 6. Manager's Report**
 - A. Aquatic Inspection Report
- 7. Audience Questions, Comment, and Discussion Forum**
- 8. Adjournment**

The next CDD Meeting is scheduled to be held on Wednesday, May 15, 2024 at 11:00 a.m.

District Office:

Inframark, Community Management Services
210 North University Drive, Suite 702
Coral Springs, Florida 33071
954-603-0033

Meeting Location:

The Lake House
11740 Casa Lago Lane
Tampa, Florida 33626

Third Order of Business

3Bi.

PARK PLACE CDD - HIGHLAND PARK

Field Inspection - April 2024

Tuesday, April 9, 2024

Prepared For Park Place Board Of Supervisors

25 Items Identified



Item 1

Assigned To Yellowstone
Annuals and landscaping around
Calf Path Estates looks good.



Item 2

Assigned To Yellowstone
Turf is a bit spotty along Racetrack
Rd. Landscaping looks good.



Item 3

Assigned To Yellowstone

Annuals died at Bournemouth Rd and Ecclesia Dr. This is due to an irrigation break on Bournemouth Rd that is currently being repaired.



Item 4

Assigned To Yellowstone

The annuals at Lake Dagny Estates are in good shape.



Item 5

Assigned To Cypress Creek Aquatics
Pond 7 has some Filamentous Algae
that is dying off.



Item 6

Assigned To Yellowstone
Irrigation repairs are being made on
Bournemouth Rd.



Item 7

Assigned To Yellowstone

Ixoras and Fountaingrass have been installed in one of the landscaping beds near the clubhouse.



Item 8

Assigned To Yellowstone

Arboricola and Ixora installed at the other landscaping bed.



Item 9

Assigned To Yellowstone

The last island will be getting cleaned up.



Item 10

Assigned To Yellowstone

The St. Augustine grass and annuals around the fountain are very healthy.



Item 11

Assigned To Yellowstone

The field has good color in the main park.



Item 12

Assigned To Yellowstone

Annuals and landscaping look good around the park.



Item 13

Assigned To Yellowstone

The Liriope, Arboricola, and grasses look great on Splendid Ln.



Item 14

Assigned To Yellowstone

Some small weeds in the Arboricola by the Manors.



Item 15

Assigned To Yellowstone

Weeds in the pavers need to be sprayed on Splendid Ln.



Item 16

Assigned To Yellowstone

Annuals, Liriope, and Arboricola look great on Whisper Lake Trail.



Item 17

Assigned To Cypress Creek Aquatics
The Filamentous algae in pond 5a is dying off.



Item 18

Assigned To Yellowstone
Muhly grasses are being pruned in the median at Perfect Place.



Item 19

Assigned To Yellowstone

Turf has been installed in the landscaping beds on Fountainhead Dr.



Item 20

Assigned To Yellowstone

Another turf installation.



Item 21

Assigned To Yellowstone

The third turf installation area.



Item 22

Assigned To Yellowstone

Dwarf Oysters and mulch were installed at the bus stop on Ecclesia Dr, and the struggling Holly trees were removed.



Item 23

Assigned To Yellowstone

A strip along the outside of the eastern wall has been cut.



Item 24

Assigned To Yellowstone

The palmettos outside of Coach Homes have been thinned.



Item 25

Assigned To Spearem

Men's bathroom repairs at the playground have been made.



MONTHLY LANDSCAPE MAINTENANCE INSPECTION GRADESHEET

Site: Highland Park
Date: 4/9/2024

	MAXIMUM VALUE	CURRENT VALUE	CURRENT DEDUCTION	REASON FOR DEDUCTION
LANDSCAPE MAINTENANCE				
TURF	5	4	-1	Almost fully recovered.
TURF FERTILITY	10	8	-2	Spotty along Racetrack Rd.
TURF EDGING	5	5	0	
WEED CONTROL - TURF AREAS	5	4	-1	Some sedge/dollarweed.
TURF INSECT/DISEASE CONTROL	10	10	0	
PLANT FERTILITY	5	5	0	
WEED CONTROL - BED AREAS	5	4	-1	Some weeds.
PLANT INSECT/DISEASE CONTROL	5	5	0	
PRUNING	10	9	-1	Some trimming needed.
CLEANLINESS	5	5	0	
MULCHING	5	5	0	
WATER/IRRIGATION MGMT	8	6	-2	Repairs underway.
CARRYOVERS	5	5	0	

SEASONAL COLOR/PERENNIAL MAINTENANCE

VIGOR/APPEARANCE	7	5	-2	Ecclesia and Bournemouth died.
INSECT/DISEASE CONTROL	7	7	0	
DEADHEADING/PRUNING	3	3	0	

SCORE	100	90	-10	90%
-------	-----	----	-----	-----

Contractor Signature: _____
Manager's Signature: CW _____
Supervisor's Signature: _____

PARK PLACE CDD - MANDOLIN

Field Inspection - April 2024

Tuesday, April 9, 2024

Prepared For Park Place CDD Board Of Supervisors

17 Items Identified



Item 1

Assigned To Yellowstone

Annuals, Podocarpus, Jack Frost ligustrum, and Magnolias look great in the median at Mandolin Reserve.



Item 2

Assigned To Yellowstone

The monument looks good. Annuals are healthy and the Ilex and Viburnum are properly trimmed.



Item 3

Assigned To Yellowstone

The new St. Augustine sod looks great. The Bahia grass installed between the curb and the road is starting to grow in.



Item 4

Assigned To Yellowstone

Mulch rings are installed for the new trees along the wall, trees are strapped and braced.



Item 5

Assigned To Yellowstone

The landscaping behind the gate is properly maintained and trimmed.



Item 6

Assigned To Yellowstone

The annuals and Coontie palms look great by the gate.



Item 7

Assigned To Cypress Creek Aquatics
Some filamentous algae in pond 15,
but it has been sprayed and is
dissipating.



Item 8

Assigned To Yellowstone
The median on Greensleeve Avenue
looks good, other than the hole that
is being dug by residents.



Item 9

Assigned To Cypress Creek Aquatics
Pond 13 looks good.



Item 10

Assigned To Yellowstone
Annuals, Podocarpus, Crotons,
Magnolias, and Jack Frost ligustrum
look great in the median at
Mandolin Estates.



Item 11

Assigned To Yellowstone

The monument looks good. Annuals are free of weeds, Jack Frost Ligustrum and Viburnum are properly trimmed.



Item 12

Assigned To Yellowstone

New St. Augustine in front of the wall is doing very well.



Item 13

Assigned To Yellowstone

Suckers need to be pruned from the Crape Myrtles along Citrus Park Dr.



Item 14

Assigned To Cypress Creek Aquatics

Some filamentous algae flaring up in pond 12.



Item 15

Assigned To Yellowstone
Annuals and Coontie palms look
great in front of the gate.



Item 16

Assigned To Cypress Creek Aquatics.
Some filamentous algae that has
been treated and is dissipating in
pond 9.



Item 17

Assigned To Cypress Creek Aquatics
Pond 11 is free of any invasive growth.



MONTHLY LANDSCAPE MAINTENANCE INSPECTION GRADESHEET

Site: Mandolin Reserve/Estates

Date: 4/9/2024

	MAXIMUM VALUE	CURRENT VALUE	CURRENT DEDUCTION	REASON FOR DEDUCTION
LANDSCAPE MAINTENANCE				
TURF	5	4	-1	New Bahia sod is growing in.
TURF FERTILITY	10	9	-1	Bahia is still establishing.
TURF EDGING	5	5	0	
WEED CONTROL - TURF AREAS	5	4	-1	Sedge/Dollarweed in the old turf.
TURF INSECT/DISEASE CONTROL	10	10	0	
PLANT FERTILITY	5	5	0	
WEED CONTROL - BED AREAS	5	5	0	
PLANT INSECT/DISEASE CONTROL	5	5	0	
PRUNING	10	8	-2	Some pruning needed.
CLEANLINESS	5	5	0	
MULCHING	5	5	0	
WATER/IRRIGATION MGMT	8	8	0	
CARRYOVERS	5	5	0	

SEASONAL COLOR/PERENNIAL MAINTENANCE

VIGOR/APPEARANCE	7	7	0	
INSECT/DISEASE CONTROL	7	7	0	
DEADHEADING/PRUNING	3	3	0	

SCORE

100	95	-5	95%
-----	----	----	-----

Contractor Signature: _____
Manager's Signature: CW
Supervisor's Signature: _____

PARK PLACE CDD - WINDSOR

Field Inspection - April 2024

Tuesday, April 9, 2024

Prepared For Park Place Board Of Supervisors

5 Items Identified



Item 1

Assigned To Cypress Creek Aquatics

The fountain in pond 14 is working well and the pond is clear of invasive weeds or algae.



Item 2

Assigned To Yellowstone

Weeds have been sprayed around the monument.



Item 3

Assigned To Yellowstone

Mulch rings are installed, trees are strapped and braced.



Item 4

Assigned To Yellowstone

The fence still needs to be connected to the wall from the monument.



Item 5

Assigned To Yellowstone

3 trees are still in pots near the end
and no installations have been made
yet at the ends of the wall.

Fifth Order of Business

5A

**MINUTES OF MEETING
PARK PLACE
COMMUNITY DEVELOPMENT DISTRICT**

The regular meeting of the Board of Supervisors of the Park Place Community Development District was held on Wednesday, March 20, 2024, at 11:00 a.m. at the Lake House located at 11740 Casa Lago Lane, Tampa, FL 33626.

Present and constituting a quorum were:

Cathy Powell	Chairperson
Andrea Jackson	Vice Chairperson
Eric Bullard	Assistant Secretary
Erica Lavina	Assistant Secretary

Also present were:

Gene Roberts	District Manager
Phil Chang	District Engineer
Seth Mendoza	Yellowstone
Tim Bowersox	Yellowstone
Residents	

The following is a summary of the discussions and actions taken.

FIRST ORDER OF BUSINESS **Call to Order/Roll Call**

Mr. Roberts called the meeting to order, and a quorum was established.

SECOND ORDER OF BUSINESS **Audience Comments**

- Windsor residents would like the landscape plans updated on the website.
- Question on shared irrigation.
- Status of wall project completion.

THIRD ORDER OF BUSINESS **Staff Reports**

A. District Engineer

- Mr. Chang answered questions regarding the storm drain issue on Canopy and explained the process of what the structural engineer would do for the inspection and providing a report.

B. District Landscaper

i. Landscape Inspection Report

March 20, 2024

PARK PLACE CDD

- Mr. Tim Bowersox provided the Board with an update regarding the landscape installation along the Citrus Park Drive wall.
- Mr. Bowersox stated some of the tree's diameters do not meet specifications and Celia Nichols has asked they be replaced.
- After discussing with the Board, it was recommended to add more trees instead of replacing them.

C. District Counsel

There being no report, the next order of business followed.

FOURTH ORDER OF BUSINESS

Business Items

A. Consideration of Resolution 2024-01; Requesting the Supervisor of Elections to Conduct 2024 General Election

On MOTION by Ms. Powell seconded by Ms. Lavina with all in favor, Resolution 2024-01; Requesting the Supervisor of Elections to Conduct 2024 General Election, was adopted. 4-0

B. Consideration of Biller Reinhart Structural Engineer Report for Canopy Storm Drain Proposal

On MOTION by Ms. Powell seconded by Ms. Lavina, with all in favor, the Biller Reinhart Structural Engineer Report for Canopy Storm Drain Proposal, was approved. 4-0

FIFTH ORDER OF BUSINESS

Consent Agenda

A. Consideration of Board of Supervisors' Minutes of the February 21, 2024 Regular Meeting

B. Consideration of Operations and Maintenance Expenditures for February 2024

C. Acceptance of the Financials and Approval of the Check Register as of February 29, 2024

- Mr. Roberts presented the Consent Agenda and requested any additions, corrections or deletions.

There being none,

On MOTION by Mr. Bullard seconded by Ms. Lavina with all in favor of the Consent Agenda items (A-C) were approved. 4-0

SIXTH ORDER OF BUSINESS

Manager's Reports

A. Aquatic Inspection Report

- Mr. Roberts discussed the Aquatic Inspection Report included in the agenda.

SEVENTH ORDER OF BUSINESS

Audience Questions, Comments, and Discussion Forum

The Board of Supervisors requested the following items:

- Ms. Powell requested she or Supervisor Lavina be notified of the gate issues at the Mandolins before calling Gate Pros.
- The Board requested Mr. Roberts to confirm all sidewalk repairs and sod work are complete before signing off on the wall project.
- The Board discussed the addition of a new dog station at Splendid Lane and Canopy.

On MOTION by Ms. Jackson seconded by Mr. Bullard with all in favor, the addition of a new dog station at Splendid Lane and Canopy was approved. 4-0

The following requests were made by residents:

- Resident 1 asked for a temporary sign at the Windsor entrance.
- Resident 2 stated the fountain lights at Windsor are not operating.
- Resident 3 asked for the addition of a light at the bus stop.
- Resident 4 asked if the bat houses located around the community may be replaced.

EIGHTH ORDER OF BUSINESS

Adjournment

There being no further business,

On MOTION by Ms. Powell seconded by Mr. Bullard with all in favor the meeting was adjourned. 4-0

Gene Roberts/Assistant Secretary

Chairperson/Vice Chairperson

5B

PARK PLACE CDD Summary of Operations and Maintenance Invoices
--

Vendor	Invoice/Account Number	Amount	Vendor Total	Comments/Description
Monthly Contract				
CITY-WIDE CLEANING LLC	18512	\$540.00		PET STATIONS - FEBRUARY 2024 - HP
Monthly Contract Subtotal		\$540.00		
Variable Contract				
Variable Contract Subtotal		\$0.00		
Utilities				
BOCC - HILLSBOROUGH COUNTY	4783 022324 ACH	\$7.25		RECLAIM - 01/23/24-02/21/24 - HP
TECO	5171 022624 ACH	\$117.03		ELECTRIC - 01/23/24-02/20/24 - HP
Utilities Subtotal		\$124.28		
Regular Services				
AFFORDABLE BACKFLOW	20908	\$250.00		BACKFLOW TESTING - HP
RESERVE ADVISORS, INC	24106030R	\$2,350.00		INSPECTION - HP
SPEAREM ENTERPRISES	6000	\$200.00		FOUNTAIN MAINT. - HP
SPEAREM ENTERPRISES	6001	\$800.00		POND BENCH REPLACED - HP
SPEAREM ENTERPRISES	6015	\$125.00	\$1,125.00	PLAYGROUND SWING REPLACED - HP
YELLOWSTONE LANDSCAPE	TM 673676	\$650.00		LANDSCAPE ENHANCEMENT - HP
Regular Services Subtotal		\$4,375.00		
Additional Services				
FLA POOLS, INC.	01194108	\$520.00		MOTOR REPLACED - HP
Additional Services Subtotal		\$520.00		
TOTAL		\$5,559.28		

PARK PLACE CDD

Summary of Operations and Maintenance Invoices

Vendor	Invoice/Account Number	Amount	Vendor Total	Comments/Description

Approved (with any necessary revisions noted):

Signature:

Title (Check one):

☐ Chariman ☐ Vice Chariman ☐ Assistant Secretary

[illegible]



Hillsborough
County Florida

CUSTOMER NAME	ACCOUNT NUMBER	BILL DATE	DUE DATE
PARK PLACE CDD	4478300000	02/23/2024	03/15/2024

Service Address: 11648 ECCLESIA DR

S-Page 1 of 1

METER NUMBER	PREVIOUS DATE	PREVIOUS READ	PRESENT DATE	PRESENT READ	CONSUMPTION	READ TYPE	METER DESCRIPTION
61064416	01/23/2024	296125	02/21/2024	296231	10600 GAL	ACTUAL	RECLAIM

Service Address Charges

Reclaimed Water Charge \$7.25

Summary of Account Charges

Previous Balance \$7.04
Net Payments - Thank You \$-7.04
Total Account Charges \$7.25

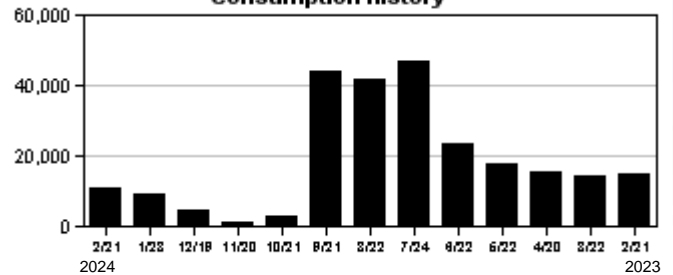
AMOUNT DUE	\$7.25
------------	--------

Important Message

This account has ACH payment method

The Southwest Florida Water Management District (SWFWMD) has issued a Water Shortage Order effective Dec. 1, 2023, limiting lawn and landscape watering to one day per week. Find your allowable day on [HCFLGov.net/WaterRestrictions](https://www.hcflgov.net/WaterRestrictions) or call (813) 275-7094.

Consumption History



Hillsborough
County Florida

Make checks payable to: BOCC

ACCOUNT NUMBER: 4478300000



ELECTRONIC PAYMENTS BY CHECK OR

Automated Payment Line: (813) 276 8526

Internet Payments: [HCFLGov.net/WaterBill](https://www.hcflgov.net/WaterBill)

Additional Information: [HCFLGov.net/Water](https://www.hcflgov.net/Water)



THANK YOU!



PARK PLACE CDD
2005 PAN AM CIR STE 300
TAMPA FL 33607-6008

4018

DUE DATE	03/15/2024
AMOUNT DUE	\$7.25
AMOUNT PAID	

0044783000001 00000007252

Amount Due: \$117.03

Due Date: March 18, 2024

Account #: 221008555171

Your Energy Insight

- Your average daily kWh used was **11.11% lower** than the same period last year.
- Your average daily kWh used was **4% lower** than it was in your previous period.

Scan here to view your account online.

An audit you can look forward to.

Schedule a FREE energy audit and one of our certified auditors will identify ways you can save energy and money.

TampaElectric.com/BizSave



PARK PLACE CDD
11206 CAVALIER PL, A
TAMPA, FL 33626-2676

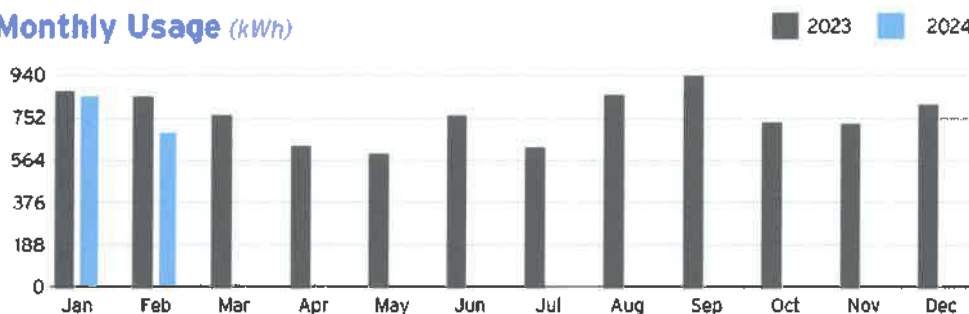
DO NOT PAY. Your account will be drafted on March 18, 2024

Account Summary

Current Service Period: January 23, 2024 - February 20, 2024	
Previous Amount Due	\$143.79
Payment(s) Received Since Last Statement	-\$143.79
Current Month's Charges	\$117.03
Amount Due by March 18, 2024	\$117.03

Amount not paid by due date may be assessed a late payment charge and an additional deposit.

Monthly Usage (kWh)



Learn about your newly redesigned bill and get deeper insights about your usage by visiting TECOaccount.com



To ensure prompt credit, please return stub portion of this bill with your payment.

Account #: 221008555171
Due Date: March 18, 2024

Pay your bill online at TampaElectric.com

See reverse side of your paystub for more ways to pay.

Go Paperless, Go Green! Visit TampaElectric.com/Paperless to enroll now.

Received
Feb 29

Amount Due: \$117.03

Payment Amount: \$ _____

656322315530

Your account will be drafted on March 18, 2024

00006500 FTECO102262422551910 00000 02 00000000 13836 002

PARK PLACE CDD
2005 PAN AM CIR, STE 300
TAMPA, FL 33607-6008

Mail payment to:
TECO
P.O. BOX 31318
TAMPA, FL 33631-3318

Make check payable to: TECO
Please write your account number on the memo line of your check.



Service For:
11206 CAVALIER PL
A, TAMPA, FL 33626-2676

Account #: 221008555171
Statement Date: February 26, 2024
Charges Due: March 18, 2024

Meter Read

Service Period: Jan 23, 2024 - Feb 20, 2024

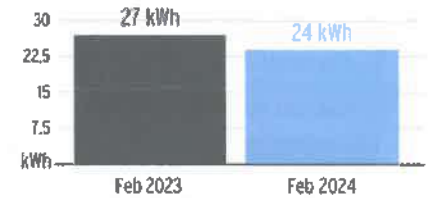
Rate Schedule: General Service - Non Demand

Meter Number	Read Date	Current Reading	Previous Reading	=	Total Used	Multiplier	Billing Period
1000845980	02/20/2024	18,002	17,316		686 kWh	1	29 Days

Charge Details

Electric Charges		
Daily Basic Service Charge	29 days @ \$0.75000	\$21.75
Energy Charge	686 kWh @ \$0.08192/kWh	\$56.20
Fuel Charge	686 kWh @ \$0.03843/kWh	\$26.36
Storm Protection Charge	686 kWh @ \$0.00775/kWh	\$5.32
Clean Energy Transition Mechanism	686 kWh @ \$0.00427/kWh	\$2.93
Storm Surcharge	686 kWh @ \$0.00225/kWh	\$1.54
Florida Gross Receipt Tax		\$2.93
Electric Service Cost		\$117.03

Avg kWh Used Per Day



Important Messages

Removing Your Envelope. We've noticed that you have been paying your bill electronically lately. To help cut down on clutter and waste, we are no longer including a remittance envelope with your bill. Should you want to mail in your payment, you can request a payment envelope by calling 813-223-0800 or simply use a regular envelope and address it to TECO P.O. Box 31318, Tampa, Florida 33631-3318.

Total Current Month's Charges

\$117.03

For more information about your bill and understanding your charges, please visit [TampaElectric.com](https://www.tampaelectric.com)

Ways To Pay Your Bill

- Bank Draft**
Visit TECOaccount.com for free recurring or one time payments via checking or savings account.
- In-Person**
Find list of Payment Agents at TampaElectric.com
- Mail A Check**
Payments:
TECO
P.O. Box 31318
Tampa, FL 33631-3318
Mail your payment in the enclosed envelope.
All Other Correspondences:
Tampa Electric
P.O. Box 111
Tampa, FL 33601-0111
- Credit or Debit Card**
Pay by credit Card using KUBRA EZ-Pay at TECOaccount.com. Convenience fee will be charged.
- Phone**
Toll Free:
866-689-6469

Contact Us

- Online:**
TampaElectric.com
- Phone:**
Commercial Customer Care:
866-832-6249
Residential Customer Care:
813-223-0800 (Hillsborough)
863-299-0800 (Polk County)
888-223-0800 (All Other Counties)
- Hearing Impaired/TTY:**
7-1-1
Power Outage:
877-588-1010
Energy-Saving Programs:
813-275-3909

Please Note: If you choose to pay your bill at a location not listed on our website or provided by Tampa Electric, you are paying someone who is not authorized to act as a payment agent at Tampa Electric. You bear the risk that this unauthorized party will relay the payment to Tampa Electric and do so in a timely fashion. Tampa Electric is not responsible for payments made to unauthorized agents, including their failure to deliver or timely deliver the payment to us. Such failures may result in late payment charges to your account or service disconnection.

Affordable Backflow Testing

3423 Holland Dr.
Brandon, FL 33511
(813) 684-3386
affordablebackflowtesting@aol.com

NAME <i>Park Place CDP C/O</i>		DATE OF ORDER <i>3-5-24</i>	
ADDRESS <i>Inframark</i>		PHONE <i>440-7096</i>	
		DATE PROMISED	
JOB NAME / LOCATION <i>2005 Pan Am Circle</i>		ORDER TAKEN BY	
DESCRIPTION OF WORK <i>Tampa, FL 33607</i>		<input type="checkbox"/> DAY WORK <input type="checkbox"/> CONTRACT <input type="checkbox"/> EXTRA	
QTY.	DESCRIPTION	PRICE	AMOUNT
<i>5</i>	<i>Backflow Preventer Tests</i>	<i>\$50</i>	<i>\$250.00</i>
<i>Gene.Robert@aInframark.com</i> <i>Inframark@avidbill.com</i>			
LABOR	HOURS	RATE	AMOUNT
WORK ORDERED BY <i>Gene</i>	TOTAL LABOR		TAX
JOB INVOICE		DATE COMPLETED	<i>Thank You TOTAL \$250.00</i>
<i>20908</i>		SIGNATURE (I hereby acknowledge the satisfactory completion of the above described work.)	



**Hillsborough
County Florida**

Revision 06/01/2018

Public Utilities Department
Cross-Connection Control Unit
PO Box 89547
Tampa, Florida 33689-0401
Fax: 813-635-1612
www.hillsboroughcounty.org/backflow
Email: backflowprogram@hillsboroughcounty.org

Agenda Page 48

Current Date

Hazard #:

☒ Existing

☐ Replaced

☐ New

Please Note: The meter number is mandatory and if not included on this form it will not be accepted.

Customer/Site Information

Customer Park Place CDD

Mailing Address 2005 Pan Am Circle

City Tampa State FL Zip 33607

Contact Person Phone #

Type Facility Commercial

Site Address 11564 Fountain Head Dr., Tampa

Location Details @ meter

City Zip

Contact Person Phone #

Assembly Data

Type of Service

☒ Domestic

☐ Irrigation

☐ Fire Line

Size 8"

Type of Assembly RP

Assembly Data Existing

Manufacturer Wilkins Size 8"

Model # 375 Serial # L22394

Meter # 0500998 Meter Size

Assembly Data New

Manufacturer Size

Model # Serial #

Meter # Meter Size

Permit #

New Installation or Replacement by

Type of Assembly Installation Date Phone #

CHECK VALVE #1

☐ Leaked ☒ Closed Tight

Differential Pressure

Reading Across Check Valve 8.0

CHECK VALVE #2

☐ Leaked ☒ Closed Tight

Differential Pressure

Reading Across Check Valve 2.0

RELIEF VALVE

Open @ 2.5

Did Not Open ☐

PRESSURE VACUUM BREAKER

Air Inlet Open @

Did Not Open ☐

Check Valve Held @

PASS/FAIL/TEST DATE

☒ Pass ☐ Fail

Test Date 3-5-24

Tester David Forrester

Certification # 3913

Test Kit # 157392

Test Kit exp date 10-12-24

☐ Assembly Repaired

Repair Date

Repair Cert #

Company

CHECK VALVE #1

☐ Leaked ☐ Closed Tight

Differential Pressure

Reading Across Check Valve

CHECK VALVE #2

☐ Leaked ☐ Closed Tight

Differential Pressure

Reading Across Check Valve

RELIEF VALVE

Open @

Did Not Open ☐

PRESSURE VACUUM BREAKER

Air Inlet Open @

Did Not Open ☐

Check Valve Held @

PASS/FAIL/TEST DATE

☐ Pass ☐ Fail

Test Date

Tester

Certification #

Test Kit #

Test Kit exp date



**Hillsborough
County Florida**

Public Utilities Department
Cross-Connection Control Unit
PO Box 89547
Tampa, Florida 33689-0401
Fax: 813-635-1612
www.hillsboroughcounty.org/backflow
Email: backflowprogram@hillsboroughcounty.org

Revision 06/01/2018

Current Date Hazard #:
☒ Existing ☐ Replaced ☐ New
Please Note: The meter number is mandatory and if not included on this form it will not be accepted.

Customer/Site Information

Customer
Mailing Address
City State Zip
Contact Person Phone #
Type Facility
Site Address
Location Details
City Zip
Contact Person Phone #

Assembly Data

Type of Service ☒ Domestic ☐ Irrigation ☐ Fire Line
Size

Assembly Data Existing

Manufacturer Size
Model # Serial #
Meter # Meter Size

Assembly Data New

Manufacturer Size
Model # Serial #
Meter # Meter Size

Permit #
New Installation or Replacement by
Type of Assembly Installation Date Phone #

CHECK VALVE #1	CHECK VALVE #2	RELIEF VALVE	PRESSURE VACUUM BREAKER	PASS/FAIL/TEST DATE
<input type="radio"/> Leaked <input checked="" type="radio"/> Closed Tight Differential Pressure Reading Across Check Valve <input type="text" value="8.4"/>	<input type="radio"/> Leaked <input checked="" type="radio"/> Closed Tight Differential Pressure Reading Across Check Valve <input type="text" value="2.2"/>	Open @ <input type="text" value="2.6"/> Did Not Open <input type="checkbox"/>	Air Inlet Open @ <input type="text"/> Did Not Open <input type="checkbox"/> Check Valve Held @ <input type="text"/>	<input checked="" type="checkbox"/> Pass <input type="checkbox"/> Fail Test Date <input type="text" value="3-5-24"/>
Tester <input type="text" value="David Forrester"/> Certification # <input type="text" value="3913"/> Test Kit # <input type="text" value="157392"/> Test Kit exp date <input type="text" value="10-12-24"/>				

☐ Assembly Repaired Repair Date Repair Cert # Company

CHECK VALVE #1	CHECK VALVE #2	RELIEF VALVE	PRESSURE VACUUM BREAKER	PASS/FAIL/TEST DATE
<input type="radio"/> Leaked <input type="radio"/> Closed Tight Differential Pressure Reading Across Check Valve <input type="text"/>	<input type="radio"/> Leaked <input type="radio"/> Closed Tight Differential Pressure Reading Across Check Valve <input type="text"/>	Open @ <input type="text"/> Did Not Open <input type="checkbox"/>	Air Inlet Open @ <input type="text"/> Did Not Open <input type="checkbox"/> Check Valve Held @ <input type="text"/>	<input type="checkbox"/> Pass <input type="checkbox"/> Fail Test Date <input type="text"/>
Tester <input type="text"/> Certification # <input type="text"/> Test Kit # <input type="text"/> Test Kit exp date <input type="text"/>				



**Hillsborough
County Florida**

Public Utilities Department
Cross-Connection Control Unit
PO Box 89547
Tampa, Florida 33689-0401
Fax: 813-635-1612
www.hillsboroughcounty.org/backflow
Email: backflowprogram@hillsboroughcounty.org

Revision 06/01/2018

Current Date Hazard #:
☒ Existing ☐ Replaced ☐ New
Please Note: The meter number is mandatory and if not included on this form it will not be accepted.

Customer/Site Information

Customer
Mailing Address
City State Zip
Contact Person Phone #
Type Facility
Site Address
Location Details
City Zip
Contact Person Phone #

Assembly Data

Type of Service
☒ Domestic ☐ Irrigation ☐ Fire Line
Size Type of Assembly

Assembly Data Existing

Manufacturer Size
Model # Serial #
Meter # Meter Size

Assembly Data New

Manufacturer Size
Model # Serial #
Meter # Meter Size

Permit #
New Installation or Replacement by
Type of Assembly Installation Date Phone #

CHECK VALVE #1	CHECK VALVE #2	RELIEF VALVE	PRESSURE VACUUM BREAKER	PASS/FAIL/TEST DATE
<input type="radio"/> Leaked <input checked="" type="radio"/> Closed Tight Differential Pressure Reading Across Check Valve <input type="text" value="8.4"/>	<input type="radio"/> Leaked <input checked="" type="radio"/> Closed Tight Differential Pressure Reading Across Check Valve <input type="text" value="2.0"/>	Open @ <input type="text" value="2.4"/> Did Not Open <input type="checkbox"/>	Air Inlet Open @ <input type="text"/> Did Not Open <input type="checkbox"/> Check Valve Held @ <input type="text"/>	<input checked="" type="checkbox"/> Pass <input type="checkbox"/> Fail Test Date <input type="text"/>

Tester Certification # Test Kit # Test Kit exp date

☐ Assembly Repaired Repair Date Repair Cert # Company

CHECK VALVE #1	CHECK VALVE #2	RELIEF VALVE	PRESSURE VACUUM BREAKER	PASS/FAIL/TEST DATE
<input type="radio"/> Leaked <input type="radio"/> Closed Tight Differential Pressure Reading Across Check Valve <input type="text"/>	<input type="radio"/> Leaked <input type="radio"/> Closed Tight Differential Pressure Reading Across Check Valve <input type="text"/>	Open @ <input type="text"/> Did Not Open <input type="checkbox"/>	Air Inlet Open @ <input type="text"/> Did Not Open <input type="checkbox"/> Check Valve Held @ <input type="text"/>	<input type="checkbox"/> Pass <input type="checkbox"/> Fail Test Date <input type="text"/>

Tester Certification # Test Kit # Test Kit exp date



**Hillsborough
County Florida**

Public Utilities Department
Cross-Connection Control Unit
PO Box 89547
Tampa, Florida 33689-0401
Fax: 813-635-1612
www.hillsboroughcounty.org/backflow
Email: backflowprogram@hillsboroughcounty.org

Revision 06/01/2018

Current Date Hazard #:
☒ Existing ☐ Replaced ☐ New
Please Note: The meter number is mandatory and if not included on this form it will not be accepted.

Customer/Site Information

Customer
Mailing Address
City State Zip
Contact Person Phone #
Type Facility
Site Address
Location Details
City Zip
Contact Person Phone #

Assembly Data

Type of Service
☒ Domestic ☐ Irrigation ☐ Fire Line
Size Type of Assembly

Assembly Data Existing

Manufacturer Size
Model # Serial #
Meter # Meter Size

Assembly Data New

Manufacturer Size
Model # Serial #
Meter # Meter Size

Permit #
New Installation or Replacement by
Type of Assembly Installation Date Phone #

CHECK VALVE #1	CHECK VALVE #2	RELIEF VALVE	PRESSURE VACUUM BREAKER	PASS/FAIL/TEST DATE
<input type="radio"/> Leaked <input checked="" type="radio"/> Closed Tight Differential Pressure Reading Across Check Valve <input type="text" value="8.8"/>	<input type="radio"/> Leaked <input checked="" type="radio"/> Closed Tight Differential Pressure Reading Across Check Valve <input type="text" value="2.2"/>	Open @ <input type="text" value="2.6"/> Did Not Open <input type="checkbox"/>	Air Inlet Open @ <input type="text"/> Did Not Open <input type="checkbox"/> Check Valve Held @ <input type="text"/>	<input checked="" type="checkbox"/> Pass <input type="checkbox"/> Fail Test Date <input type="text" value="3-5-24"/>

Tester Certification # Test Kit # Test Kit exp date

☐ Assembly Repaired Repair Date Repair Cert # Company

CHECK VALVE #1	CHECK VALVE #2	RELIEF VALVE	PRESSURE VACUUM BREAKER	PASS/FAIL/TEST DATE
<input type="radio"/> Leaked <input type="radio"/> Closed Tight Differential Pressure Reading Across Check Valve <input type="text"/>	<input type="radio"/> Leaked <input type="radio"/> Closed Tight Differential Pressure Reading Across Check Valve <input type="text"/>	Open @ <input type="text"/> Did Not Open <input type="checkbox"/>	Air Inlet Open @ <input type="text"/> Did Not Open <input type="checkbox"/> Check Valve Held @ <input type="text"/>	<input type="checkbox"/> Pass <input type="checkbox"/> Fail Test Date <input type="text"/>

Tester Certification # Test Kit # Test Kit exp date



**Hillsborough
County Florida**

Public Utilities Department
Cross-Connection Control Unit
PO Box 89547
Tampa, Florida 33689-0401
Fax: 813-635-1612
www.hillsboroughcounty.org/backflow
Email: backflowprogram@hillsboroughcounty.org

Revision 08/01/2018

Current Date Hazard #:
☒ Existing ☐ Replaced ☐ New
Please Note: The meter number is mandatory and if not included on this form it will not be accepted.

Customer/Site Information

Customer
Mailing Address
City State Zip
Contact Person Phone #
Type Facility
Site Address
Location Details
City Zip
Contact Person Phone #

Assembly Data

Type of Service
☒ Domestic ☐ Irrigation ☐ Fire Line
Size Type of Assembly

Assembly Data Existing

Manufacturer Size
Model # Serial #
Meter # Meter Size

Assembly Data New

Manufacturer Size
Model # Serial #
Meter # Meter Size

Permit #
New Installation or Replacement by
Type of Assembly Installation Date Phone #

CHECK VALVE #1	CHECK VALVE #2	RELIEF VALVE	PRESSURE VACUUM BREAKER	PASS/FAIL/TEST DATE
<input type="radio"/> Leaked <input checked="" type="radio"/> Closed Tight Differential Pressure Reading Across Check Valve <input type="text" value="7.6"/>	<input type="radio"/> Leaked <input checked="" type="radio"/> Closed Tight Differential Pressure Reading Across Check Valve <input type="text" value="2.0"/>	Open @ <input type="text" value="2.5"/> Did Not Open <input type="checkbox"/>	Air Inlet Open @ <input type="text"/> Did Not Open <input type="checkbox"/> Check Valve Held @ <input type="text"/>	<input checked="" type="checkbox"/> Pass <input type="checkbox"/> Fail Test Date <input type="text" value="3-5-24"/>
Tester <input type="text" value="David Forrester"/> Certification # <input type="text" value="3913"/> Test Kit # <input type="text" value="157392"/> Test Kit exp date <input type="text" value="10-12-24"/>				

☐ Assembly Repaired Repair Date Repair Cert # Company

CHECK VALVE #1	CHECK VALVE #2	RELIEF VALVE	PRESSURE VACUUM BREAKER	PASS/FAIL/TEST DATE
<input type="radio"/> Leaked <input type="radio"/> Closed Tight Differential Pressure Reading Across Check Valve <input type="text"/>	<input type="radio"/> Leaked <input type="radio"/> Closed Tight Differential Pressure Reading Across Check Valve <input type="text"/>	Open @ <input type="text"/> Did Not Open <input type="checkbox"/>	Air Inlet Open @ <input type="text"/> Did Not Open <input type="checkbox"/> Check Valve Held @ <input type="text"/>	<input type="checkbox"/> Pass <input type="checkbox"/> Fail Test Date <input type="text"/>
Tester <input type="text"/> Certification # <input type="text"/> Test Kit # <input type="text"/> Test Kit exp date <input type="text"/>				

February 27, 2024

**RETAINER INVOICE #
24106030R**

**Amount Due Now:
\$2,350.00**

PROPERTY:
Park Place Community Development District

Invoice Date: 02/27/2024

Contract Number: 151788

RETAINER DUE: **\$2,350.00**

Terms: ***Retainer Due Upon Receipt of Authorized Contract and Prior to Inspection***

Mail \$2,350.00 retainer to:
PO Box 88955
Milwaukee, WI 53288-8926

Payment Terms, Due Dates and Interest Charges - The retainer payment is due upon authorization and prior to inspection of the property. The balance due is net 30 days from the report shipment date. Subsequent changes to the report can be made for up to six months from the initial report date. Any outstanding balance after 30 days of the final invoice date is subject to an interest charge of 1.5% per month.

INVOICE

Spearem Enterprises, LLC
7842 Land O' Lakes Blvd. #335
Land O' Lakes, FL 34638

spearem.jmb@gmail.com
+1 (813) 997-8101



Park Place CDD

Bill to
Park Place CDD
2005 Pan Am Circle, Suite 300
Tampa , FL 33607

Ship to
Park Place CDD
2005 Pan Am Circle, Suite 300
Tampa , FL 33607

Invoice details
Invoice no.: 6000
Terms: Net 15
Invoice date: 03/14/2024
Due date: 03/29/2024

#	Date	Product or service	SKU	Qty	Rate	Amount
1.		Labor remove and replace water level float valve at the fountain, price includes parts and labor		1	\$200.00	\$200.00

Total **\$200.00**

Note to customer
Thank You! We Appreciate Your Business.

INVOICE

Spearem Enterprises, LLC

7842 Land O' Lakes Blvd. #335

Land O' Lakes, FL 34638

spearem.jmb@gmail.com

+1 (813) 997-8101



Park Place CDD

Bill to

Park Place CDD

2005 Pan Am Circle, Suite 300

Tampa , FL 33607

Ship to

Park Place CDD

2005 Pan Am Circle, Suite 300

Tampa , FL 33607

Invoice details

Invoice no.: 6001

Terms: Net 15

Invoice date: 03/14/2024

Due date: 03/29/2024

#	Date	Product or service	SKU	Qty	Rate	Amount
1.		Deposit		1	\$800.00	\$800.00
		material deposit to replace the bench by the pond in the estates				

Total

\$800.00

Note to customer

Thank You! We Appreciate Your Business.

INVOICE

Spearem Enterprises, LLC
7842 Land O' Lakes Blvd. #335
Land O' Lakes, FL 34638

spearem.jmb@gmail.com
+1 (813) 997-8101

**Park Place CDD****Bill to**

Park Place CDD
2005 Pan Am Circle, Suite 300
Tampa , FL 33607

Ship to

Park Place CDD
2005 Pan Am Circle, Suite 300
Tampa , FL 33607

Invoice details

Invoice no.: 6015
Terms: Net 15
Invoice date: 03/28/2024
Due date: 04/12/2024

#	Date	Product or service	Qty	Rate	Amount
1.		Labor playground: Replace broken swing	1	\$125.00	\$125.00

Total **\$125.00**

Note to customer

Thank You! We Appreciate Your Business.



INVOICE

INVOICE #	INVOICE DATE
TM 673676	3/27/2024
TERMS	PO NUMBER
Net 30	

Bill To:

Park Place CDD
c/o Inframark
2005 Pan Am Circle
Suite 300
Tampa, FL 33607

Remit To:

Yellowstone Landscape
PO Box 101017
Atlanta, GA 30392-1017

Property Name: Park Place CDD

Address: 11740 Casa Lago Ln
Westchase, FL 33607

Invoice Due Date: April 26, 2024

Invoice Amount: \$650.00

Description	Current Amount
Removal of excess mulch	
Landscape Enhancement	\$650.00

Invoice Total **\$650.00**

IN COMMERCIAL LANDSCAPING

Should you have any questions or inquiries please call (386) 437-6211.

FLA POOLS

PO Box 6004
 Sun City Center, FL 33571
 813-839-7665
 info@flapools.com
 www.flapools.com



INVOICE

BILL TO

Ge Roberts
 Park Place CDD
 14729 Brick Place
 Tampa, FL 33626

INVOICE # 01194108

DATE 03/05/2024

TERMS Due on receipt

DESCRIPTION	QTY	AMOUNT
Motor replacement	1	520.00

We appreciate your business. Please find your invoice details here.
 Feel free to contact us if you have any questions.
 If paying by debit or credit card there is a 3.5% convenience fee
 charge, you can call us, pay online or Zelle at service@flapools.com
 or call 813-839-7665 during business hours.

BALANCE DUE

\$520.00

If paying by check:
 Make checks payable to: FLA Pools, Inc.
 Mail to Po Box 6004, Sun City Center, 33571

PARK PLACE CDD
Summary of Operations and Maintenance Invoices

Vendor	Invoice/Account Number	Amount	Vendor Total	Comments/Description
Monthly Contract				
FRONTIER	7058 030124 ACH	\$126.82		PHONE SERVICE - 03/01/24-03/31/24 - WINDSOR
FRONTIER	8068 022224 ACH	\$155.86	\$282.68	PHONE SERVICE - 02/22/24-03/21/24 - WINDSOR
Monthly Contract Subtotal		\$282.68		
Variable Contract		\$0.00		
Variable Contract Subtotal		\$0.00		
Utilities				
BOCC - HILLSBOROUGH COUNTY	9022 031424 ACH	\$44.65		RECLAIM - 02/12/24-03/11/24 - WINDSOR
TECO	0208 022624 ACH	\$47.44		ELECTRIC - 01/23/24-02/20/24 - WINDSOR
TECO	2958 022624 ACH	\$241.01		ELECTRIC - 01/23/24-02/20/24 - MANDOLIN
TECO	9085 022624 ACH	\$410.01	\$698.46	ELECTRIC - 01/23/24-02/20/24 - MANDOLIN
Utilities Subtotal		\$743.11		
Regular Services				
CHARLES AQUATICS INC	50376	\$333.00		FOUNTAIN MAINT. - WINDSOR
GATE PROS, INC.	10616	\$270.00		SERVICE CALL 01/24/24 - MANDOLIN
SPEAREM ENTERPRISES	6013	\$750.00		PRESSURE WASHED GATES - MANDOLIN
SPEAREM ENTERPRISES	6014	\$300.00	\$1,050.00	PRESSURE WASHED MONUMENT/SIGN - MANDOLIN
Regular Services Subtotal		\$1,653.00		
Additional Services				
GATE PROS, INC.	9949	\$1,350.00		REMOTES - WINDSOR
Additional Services Subtotal		\$1,350.00		
TOTAL		\$4,028.79		

Approved (with any necessary revisions noted):

<p>PARK PLACE CDD</p> <p>Summary of Operations and Maintenance Invoices</p>

Vendor	Invoice/Account Number	Amount	Vendor Total	Comments/Description

Signature:

Title (Check one):

☐ Chariman ☐ Vice Chariman ☐ Assistant Secretary



Received
MAR 11

PARK PLACE CDD

Agenda Page 61
Page 1 of 4

Your Monthly Invoice

Account Summary

New Charges Due Date	3/25/24
Billing Date	3/01/24
Account Number	813-818-7058-022619-5
PIN	██████████
Previous Balance	127.11
Payments Received Thru 2/26/24	-127.11
Thank you for your payment!	
Balance Forward	.00
New Charges	126.82
Total Amount Due	\$126.82



ANYTIME, ANYWHERE SUPPORT

Our new MyFrontier® app makes it easy to manage your account, make a payment, track your orders and get support on the go.

frontier.com/resources/myfrontier-mobile-app

WAYS TO PAY YOUR BILL



[frontier.com/
signupforautopay](https://frontier.com/signupforautopay)



800-801-6652



GET IT ON
Google Play



Download on the
App Store

MyFrontier app



P.O. Box 211579
Eagan, MN 55121-2879

6790 0007 NO RP 01 03042024 NNNNNNNN 01 000611 0002

PARK PLACE CDD
2005 PAN AM CIR STE 300
TAMPA FL 33607-6008



You are all set with Auto Pay! To review your account, go to frontier.com or MyFrontier mobile app.

Date of Bill
Account Number3/01/24
813-818-7058-022619-5

CURRENT BILLING SUMMARY

Local Service from 03/01/24 to 03/31/24

Qty Description	813/818-7058.0	Charge
Basic Charges		
Business Line		46.00
Carrier Cost Recovery Surcharge		13.99
Multi-Line Federal Subscriber Line Charge		9.10
Access Recovery Charge Multi-Line Business		3.82
Frontier Roadwork Recovery Surcharge		2.75
FCA Long Distance - Federal USF Surcharge		4.84
Federal USF Recovery Charge		4.47
FL State Communications Services Tax		4.18
County Communications Services Tax		4.08
Federal Excise Tax		1.84
FL State Gross Receipts Tax		1.61
Hillsborough County 911 Surcharge		.40
FL State Gross Receipts Tax		.13
FL Telecommunications Relay Service		.09
Total Basic Charges		97.30
Non Basic Charges		
Federal Primary Carrier Multi Line Charge		14.99
FCA Long Distance - Federal USF Surcharge		5.19
FL State Communications Services Tax		.99
County Communications Services Tax		.97
Total Non Basic Charges		22.14
Toll/Other		
Frontier Long Distance Business Plan		4.99
FCA Long Distance - Federal USF Surcharge		1.73
FL State Communications Services Tax		.33
County Communications Services Tax		.32
FL State Gross Receipts Tax		.01
Total Toll/Other		7.38
TOTAL	126.82	

CUSTOMER TALK

If your bill reflects that you owe a Balance Forward, you must make a payment immediately in order to avoid collection activities. You must pay a minimum of \$126.82 by your due date to avoid disconnection of your local service. All other charges should be paid by your due date to keep your account current.

Effective with your April invoice, the Road Recovery surcharge will increase to \$4.00. We charge this fee to cover a portion of the money we spend to move our network due to road work projects required by government agencies. To learn more, go to frontier.com/taxes-and-surcharges

Future delivery of Frontier print directories may be reduced or eliminated in certain areas. You may access a digital version at www.therealyellowpages.com/ or <https://frontierwhitepages.dirxion.com/> To receive a printed copy of your local directory, where available, at no charge call 1-844-339-6334. You can opt out of a printed directory by visiting www.yellowpagesoptout.com





Received
FEB 29

PARK PLACE CDD

Page 1 of 4

Your Monthly Invoice

Account Summary	
New Charges Due Date	3/18/24
Billing Date	2/22/24
Account Number	813-818-8068-022619-5
PIN	
Previous Balance	155.86
Payments Received Thru 2/15/24	-155.86
Thank you for your payment!	
Balance Forward	.00
New Charges	155.86
Total Amount Due	\$155.86

ANYTIME,
ANYWHERE
SUPPORT

Our new MyFrontier® app makes it easy to manage your account, make a payment, track your orders and get support on the go.

frontier.com/resources/myfrontier-mobile-app

WAYS
TO PAY
YOUR
BILL



frontier.com/signupforautopay



800-801-6652



Google Play



App Store

MyFrontier app

You are all set with Auto Pay! To review your account, go to frontier.com or MyFrontier mobile app.



P.O. Box 211579
Eagan, MN 55121-2879

6790 0007 NO RP 22 02232024 NNNNNNNN 01 000304 0001

PARK PLACE CDD
2005 PAN AM CIR STE 300
TAMPA FL 33607-6008





Received
FEB 29

PARK PLACE CDD

Page 3 of 4

Date of Bill

2/22/24

Account Number

813-818-8068-022619-5

CURRENT BILLING SUMMARY

Local Service from 02/22/24 to 03/21/24

Qty Description	813/818-8068.0	Charge
Basic Charges		
Frontier Freedom for Business		\$7.00
Carrier Cost Recovery Surcharge		13.99
Federal Subscriber Line Charge - Bus		6.50
Frontier Roadwork Recovery Surcharge		2.75
Access Recovery Charge-Business		2.50
FCA Long Distance - Federal USF Surcharge		9.34
FL State Communications Services Tax		6.17
County Communications Services Tax		6.00
Federal USF Recovery Charge		3.12
FL State Gross Receipts Tax		2.69
Hillsborough County 911 Surcharge		.40
Federal Excise Tax		.36
FL State Gross Receipts Tax		.19
FL Telecommunications Relay Service		.09
Total Basic Charges		141.10
Toll/Other		
Federal Primary Carrier Single Line Charge		9.99
FCA Long Distance - Federal USF Surcharge		3.46
FL State Communications Services Tax		.66
County Communications Services Tax		.65
Total Toll/Other		14.76
TOTAL	155.86	

Detail of Frontier Charges

Toll charged to 813/818-8068

Legend Call Types:

DD - Day

Caller Summary Report

	Calls	Minutes	Amount
Main Number	1	1	.00
***Customer Summary	1	1	.00

Caller Summary Report

	Calls	Minutes	Amount
Intra-Lata	1	1	.00
***Customer Summary	1	1	.00

CUSTOMER TALK

If your bill reflects that you owe a Balance Forward, you must make a payment immediately in order to avoid collection activities. You must pay a minimum of \$155.86 by your due date to avoid disconnection of your local service. All other charges should be paid by your due date to keep your account current.



Hillsborough
County Florida

S-Page 1 of 2

CUSTOMER NAME

PARK PLACE CDD

ACCOUNT NUMBER

1923999022

BILL DATE

03/14/2024

DUE DATE

04/04/2024

Agenda Page 65



Summary of Account Charges

Previous Balance	\$28.68
Net Payments - Thank You	\$-28.68
Total Account Charges	\$44.65

AMOUNT DUE	\$44.65
-------------------	----------------

Important Message

This account has ACH payment method

This is your summary of charges. Detailed charges by premise are listed on the following page(s)



Hillsborough
County Florida

Make checks payable to: **BOCC**

ACCOUNT NUMBER: 1923999022



ELECTRONIC PAYMENTS BY CHECK OR

Automated Payment Line: (813) 276 8526

Internet Payments: HCFLGov.net/WaterBill

Additional Information: HCFLGov.net/Water



THANK YOU!



PARK PLACE CDD
2005 PAN AM CIR STE 300
TAMPA FL 33607-6008

1,188 8

DUE DATE	04/04/2024
AMOUNT DUE	\$44.65
AMOUNT PAID	

0019239990229 00000044651



Hillsborough
County Florida

CUSTOMER NAME	ACCOUNT NUMBER	BILL DATE	DUE DATE
PARK PLACE CDD	1923999022	03/14/2024	04/04/2024

Service Address: 11741 CITRUS PARK DR

S-Page 2 of 2

METER NUMBER	PREVIOUS DATE	PREVIOUS READ	PRESENT DATE	PRESENT READ	CONSUMPTION	READ TYPE	METER DESCRIPTION
29599843	02/12/2024	494852	03/11/2024	496274	142200 GAL	ACTUAL	RECLAIM

Service Address Charges

Reclaimed Water Charge	\$28.30
Total Service Address Charges	\$28.30



Hillsborough
County Florida

CUSTOMER NAME	ACCOUNT NUMBER	BILL DATE	DUE DATE
PARK PLACE CDD	1923999022	03/14/2024	04/04/2024

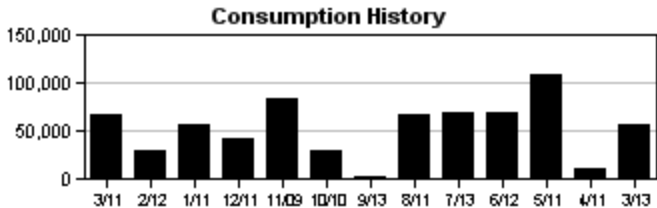
Service Address: 11698 CITRUS PARK DR

S-Page 2 of 2

METER NUMBER	PREVIOUS DATE	PREVIOUS READ	PRESENT DATE	PRESENT READ	CONSUMPTION	READ TYPE	METER DESCRIPTION
29599847B	02/12/2024	94796	03/11/2024	95471	67500 GAL	ACTUAL	RECLAIM

Service Address Charges

Reclaimed Water Charge	\$16.35
Total Service Address Charges	\$16.35





PARK PLACE CDD
11698 CITRUS PARK DR
TAMPA, FL 33626-0000

Amount Due: \$47.44

Due Date: March 18, 2024
Account #: 221006630208

DO NOT PAY. Your account will be drafted on March 18, 2024

Account Summary

Current Service Period: January 23, 2024 - February 20, 2024

Previous Amount Due	\$61.50
Payment(s) Received Since Last Statement	-\$61.50

Current Month's Charges	\$47.44
--------------------------------	----------------

Amount Due by March 18, 2024	\$47.44
-------------------------------------	----------------

Amount not paid by due date may be assessed a late payment charge and an additional deposit.

Your Energy Insight

Your average daily kWh used was **0% higher** than the same period last year.

Your average daily kWh used was **25% lower** than it was in your previous period.



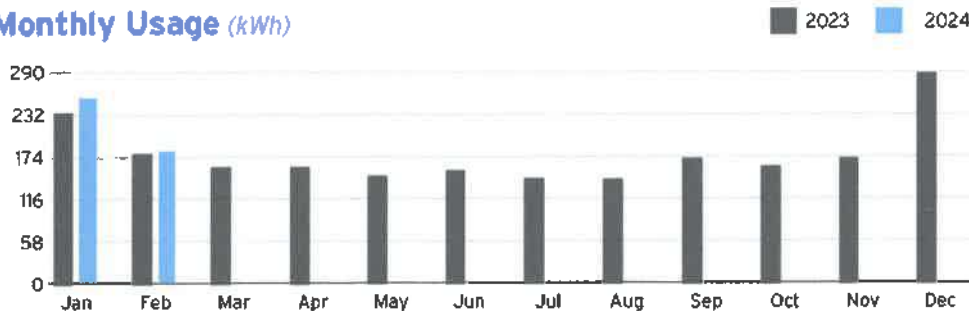
Scan here to view your account online.

An audit you can look forward to.

Schedule a **FREE** energy audit and one of our certified auditors will identify ways you can save energy and money.

TampaElectric.com/BizSave

Monthly Usage (kWh)



Learn about your newly redesigned bill and get deeper insights about your usage by visiting TECOaccount.com

To ensure prompt credit, please return stub portion of this bill with your payment.



Account #: 221006630208

Due Date: March 18, 2024



Pay your bill online at TampaElectric.com

See reverse side of your paystub for more ways to pay.

Go Paperless, Go Green! Visit TampaElectric.com/Paperless to enroll now.

Received
FEB 29 2024

Amount Due: \$47.44

Payment Amount: \$ _____

653853206506

Your account will be
drafted on March 18, 2024

00006601 FTECO102262422551910 00000 02 00000000 13837 004

PARK PLACE CDD
2005 PAN AM CIR, STE 300
TAMPA, FL 33607-6008

Mail payment to:
TECO
P.O. BOX 31318
TAMPA, FL 33631-3318

Make check payable to: **TECO**
Please write your account number on the memo line of your check.

00006601-0014359-Page 1 of 8





Service For:
11698 CITRUS PARK DR
TAMPA, FL 33626-0000

Account #: 221006630208
Statement Date: February 26, 2024
Charges Due: March 18, 2024

Meter Read

Service Period: Jan 23, 2024 - Feb 20, 2024

Rate Schedule: General Service - Non Demand

Meter Number	Read Date	Current Reading	Previous Reading	=	Total Used	Multiplier	Billing Period
1000265065	02/20/2024	10,009	9,827		182 kWh	1	29 Days

Charge Details

Electric Charges		
Daily Basic Service Charge	29 days @ \$0.75000	\$21.75
Energy Charge	182 kWh @ \$0.08192/kWh	\$14.91
Fuel Charge	182 kWh @ \$0.03843/kWh	\$6.99
Storm Protection Charge	182 kWh @ \$0.00775/kWh	\$1.41
Clean Energy Transition Mechanism	182 kWh @ \$0.00427/kWh	\$0.78
Storm Surcharge	182 kWh @ \$0.00225/kWh	\$0.41
Florida Gross Receipt Tax		\$1.19
Electric Service Cost		\$47.44

Avg kWh Used Per Day



Important Messages

Removing Your Envelope. We've noticed that you have been paying your bill electronically lately. To help cut down on clutter and waste, we are no longer including a remittance envelope with your bill. Should you want to mail in your payment, you can request a payment envelope by calling 813-223-0800 or simply use a regular envelope and address it to TECO P.O. Box 31318, Tampa, Florida 33631-3318.

Total Current Month's Charges

\$47.44

For more information about your bill and understanding your charges, please visit [TampaElectric.com](https://www.tampaelectric.com)

Ways To Pay Your Bill



Bank Draft

Visit [TECOaccount.com](https://www.tecoaccount.com) for free recurring or one time payments via checking or savings account.



In-Person

Find list of Payment Agents at [TampaElectric.com](https://www.tampaelectric.com)



Mail A Check

Payments:
TECO
P.O. Box 31318
Tampa, FL 33631-3318
Mail your payment in the enclosed envelope.



Credit or Debit Card

Pay by credit Card using KUBRA EZ-Pay at [TECOaccount.com](https://www.tecoaccount.com). Convenience fee will be charged.



Phone

Toll Free:
866-689-6469

All Other Correspondences:
Tampa Electric
P.O. Box 111
Tampa, FL 33601-0111

Contact Us

Online:

[TampaElectric.com](https://www.tampaelectric.com)

Phone:

Commercial Customer Care:

866-832-6249

Residential Customer Care:

813-223-0800 (Hillsborough)

863-299-0800 (Polk County)

888-223-0800 (All Other Counties)

Hearing Impaired/TTY:

7-1-1

Power Outage:

877-588-1010

Energy-Saving Programs:


813-275-3909


Please Note: If you choose to pay your bill at a location not listed on our website or provided by Tampa Electric, you are paying someone who is not authorized to act as a payment agent at Tampa Electric. You bear the risk that this unauthorized party will relay the payment to Tampa Electric and do so in a timely fashion. Tampa Electric is not responsible for payments made to unauthorized agents, including their failure to deliver or timely deliver the payment to us. Such failures may result in late payment charges to your account or service disconnection.

Amount Due: \$241.01

Due Date: March 18, 2024
Account #: 221007862958

Your Energy Insight

 Your average daily kWh used was **3.77% higher** than the same period last year.

 Your average daily kWh used was **0% higher** than it was in your previous period.



Scan here to view your account online.

An audit you can look forward to.

Schedule a **FREE** energy audit and one of our certified auditors will identify ways you can save energy and money.

TampaElectric.com/BizSave



PARK PLACE CDD
C/O PARK PLACE CDD
11232 BLACKSMITH DR, PUMP
TAMPA, FL 33626-2674

DO NOT PAY. Your account will be drafted on March 18, 2024

Account Summary

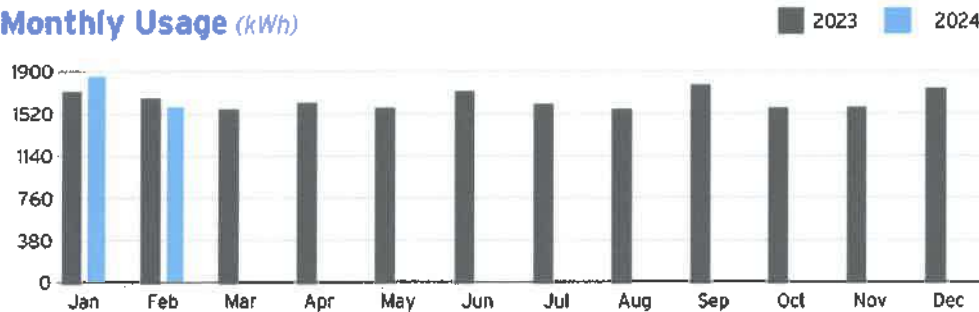
Current Service Period: January 23, 2024 - February 20, 2024

Previous Amount Due	\$282.69
Payment(s) Received Since Last Statement	-\$282.69
Current Month's Charges	\$241.01

Amount Due by March 18, 2024 \$241.01

Amount not paid by due date may be assessed a late payment charge and an additional deposit.

Monthly Usage (kWh)



Learn about your newly redesigned bill and get deeper insights about your usage by visiting TECOaccount.com



To ensure prompt credit, please return stub portion of this bill with your payment.

Received

FEB 29

Account #: 221007862958

Due Date: March 18, 2024



Pay your bill online at TampaElectric.com

See reverse side of your paystub for more ways to pay.

Go Paperless, Go Green! Visit TampaElectric.com/Paperless to enroll now.

Amount Due: \$241.01

Payment Amount: \$ _____

651384072855

Your account will be drafted on March 18, 2024

00005255 FTECO102262422551910 00000 02 00000000 12491 002

PARK PLACE CDD
C/O PARK PLACE CDD
2005 PAN AM CIR, STE 700
TAMPA, FL 33607-2380

Mail payment to:
TECO
P.O. BOX 31318
TAMPA, FL 33631-3318

Make check payable to: **TECO**
Please write your account number on the memo line of your check.



Service For:
11232 BLACKSMITH DR
PUMP, TAMPA, FL 33626-2674

Account #: 221007862958
Statement Date: February 26, 2024
Charges Due: March 18, 2024

Meter Read

Meter Location: FOUNTAIN

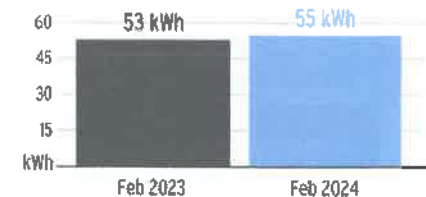
Service Period: Jan 23, 2024 - Feb 20, 2024

Rate Schedule: General Service - Non Demand

Meter Number	Read Date	Current Reading	- Previous Reading	= Total Used	Multiplier	Billing Period
1000679633	02/20/2024	73,406	71,822	1,584 kWh	1	29 Days

Charge Details

Avg kWh Used Per Day



Electric Charges

Daily Basic Service Charge	29 days @ \$0.75000	\$21.75
Energy Charge	1,584 kWh @ \$0.08192/kWh	\$129.76
Fuel Charge	1,584 kWh @ \$0.03843/kWh	\$60.87
Storm Protection Charge	1,584 kWh @ \$0.00775/kWh	\$12.28
Clean Energy Transition Mechanism	1,584 kWh @ \$0.00427/kWh	\$6.76
Storm Surcharge	1,584 kWh @ \$0.00225/kWh	\$3.56
Florida Gross Receipt Tax		\$6.03
Electric Service Cost		\$241.01

Important Messages

Removing Your Envelope. We've noticed that you have been paying your bill electronically lately. To help cut down on clutter and waste, we are no longer including a remittance envelope with your bill. Should you want to mail in your payment, you can request a payment envelope by calling 813-223-0800 or simply use a regular envelope and address it to TECO P.O. Box 31318, Tampa, Florida 33631-3318.

Total Current Month's Charges

\$241.01

For more information about your bill and understanding your charges, please visit TampaElectric.com

Ways To Pay Your Bill



Bank Draft

Visit TECOaccount.com for free recurring or one time payments via checking or savings account.



In-Person

Find list of Payment Agents at TampaElectric.com



Mail A Check

Payments:
TECO
P.O. Box 31318
Tampa, FL 33631-3318
Mail your payment in the enclosed envelope.



Credit or Debit Card

Pay by credit Card using KUBRA EZ-Pay at TECOaccount.com. Convenience fee will be charged.



Phone

Toll Free:
866-689-6469

All Other Correspondences:
Tampa Electric
P.O. Box 111
Tampa, FL 33601-0111

Contact Us

Online:

TampaElectric.com

Phone:

Commercial Customer Care:

866-832-6249

Residential Customer Care:

813-223-0800 (Hillsborough)

863-299-0800 (Polk County)

888-223-0800 (All Other Counties)

Hearing Impaired/TTY:

7-1-1

Power Outage:

877-588-1010

Energy-Saving Programs:

813-275-3909

Please Note: If you choose to pay your bill at a location not listed on our website or provided by Tampa Electric, you are paying someone who is not authorized to act as a payment agent at Tampa Electric. You bear the risk that this unauthorized party will relay the payment to Tampa Electric and do so in a timely fashion. Tampa Electric is not responsible for payments made to unauthorized agents, including their failure to deliver or timely deliver the payment to us. Such failures may result in late payment charges to your account or service disconnection.



PARK PLACE CDD
11741 CITRUS PARK DR MP
TAMPA, FL 33626-0000

Amount Due: **\$410.01**

Due Date: March 18, 2024
Account #: 221006629085

DO NOT PAY. Your account will be drafted on March 18, 2024

Account Summary

Current Service Period: January 23, 2024 - February 20, 2024

Previous Amount Due	\$333.36
Payment(s) Received Since Last Statement	-\$333.36
Current Month's Charges	\$410.01

Amount Due by March 18, 2024 **\$410.01**

Amount not paid by due date may be assessed a late payment charge and an additional deposit.

Your Energy Insight



Your average daily kWh used was **1.04% higher** than the same period last year.



Your average daily kWh used was **49.23% higher** than it was in your previous period.



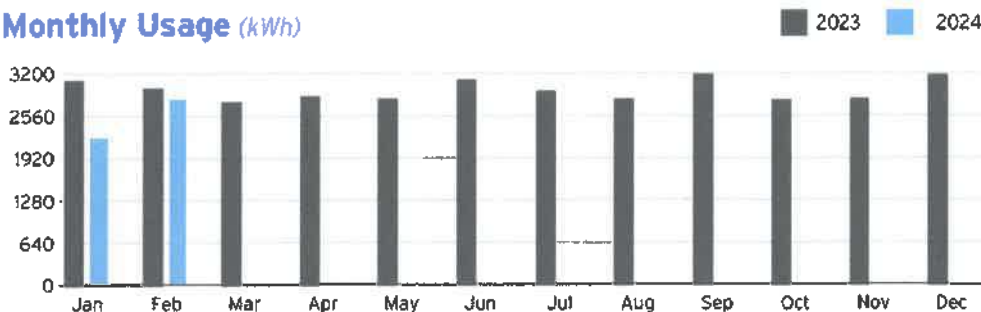
Scan here to view your account online.

An audit you can look forward to.

Schedule a **FREE** energy audit and one of our certified auditors will identify ways you can save energy and money.

TampaElectric.com/BizSave

Monthly Usage (kWh)



Learn about your newly redesigned bill and get deeper insights about your usage by visiting TECOaccount.com

To ensure prompt credit, please return stub portion of this bill with your payment.



Account #: 221006629085

Due Date: March 18, 2024



Pay your bill online at TampaElectric.com

See reverse side of your paystub for more ways to pay.

Go Paperless, Go Green! Visit TampaElectric.com/Paperless to enroll now.

Amount Due: **\$410.01**

Payment Amount: \$ _____

653853206505

Your account will be drafted on March 18, 2024

PARK PLACE CDD
2005 PAN AM CIR, STE 300
TAMPA, FL 33607

Mail payment to:
TECO
P.O. BOX 31318
TAMPA, FL 33631-3318

Make check payable to: **TECO**
Please write your account number on the memo line of your check.



Service For:
11741 CITRUS PARK DR MP
TAMPA, FL 33626-0000

Account #: 221006629085
Statement Date: February 26, 2024
Charges Due: March 18, 2024

Meter Read

Service Period: Jan 23, 2024 - Feb 20, 2024


Rate Schedule: General Service - Non Demand

Meter Number	Read Date	Current Reading	Previous Reading	=	Total Used	Multiplier	Billing Period
1000236552	02/20/2024	22,820	20,012		2,808 kWh	1	29 Days

Charge Details

	Electric Charges		
Daily Basic Service Charge	29 days @ \$0.75000	\$21.75	
Energy Charge	2,808 kWh @ \$0.08192/kWh	\$230.03	
Fuel Charge	2,808 kWh @ \$0.03843/kWh	\$107.91	
Storm Protection Charge	2,808 kWh @ \$0.00775/kWh	\$21.76	
Clean Energy Transition Mechanism	2,808 kWh @ \$0.00427/kWh	\$11.99	
Storm Surcharge	2,808 kWh @ \$0.00225/kWh	\$6.32	
Florida Gross Receipt Tax		\$10.25	
Electric Service Cost		\$410.01	

Avg kWh Used Per Day



Important Messages

Removing Your Envelope. We've noticed that you have been paying your bill electronically lately. To help cut down on clutter and waste, we are no longer including a remittance envelope with your bill. Should you want to mail in your payment, you can request a payment envelope by calling 813-223-0800 or simply use a regular envelope and address it to TECO P.O. Box 31318, Tampa, Florida 33631-3318.

Total Current Month's Charges

\$410.01

For more information about your bill and understanding your charges, please visit [TampaElectric.com](https://www.tampaelectric.com)

Ways To Pay Your Bill

- Bank Draft**
Visit TECOaccount.com for free recurring or one time payments via checking or savings account.
- In-Person**
Find list of Payment Agents at TampaElectric.com
- Mail A Check**
Payments:
TECO
P.O. Box 31318
Tampa, FL 33631-3318
Mail your payment in the enclosed envelope.
- Credit or Debit Card**
Pay by credit Card using KUBRA EZ-Pay at TECOaccount.com. Convenience fee will be charged.
- Phone**
Toll Free:
866-689-6469
- All Other Correspondences:**
Tampa Electric
P.O. Box 111
Tampa, FL 33601-0111

Contact Us

- Online:**
TampaElectric.com

Phone:
Commercial Customer Care:
866-832-6249
Residential Customer Care:
813-223-0800 (Hillsborough)
863-299-0800 (Polk County)
888-223-0800 (All Other Counties)
- Hearing Impaired/TTY:**
7-1-1

Power Outage:
877-588-1010

Energy-Saving Programs:
813-275-3909

Please Note: If you choose to pay your bill at a location not listed on our website or provided by Tampa Electric, you are paying someone who is not authorized to act as a payment agent at Tampa Electric. You bear the risk that this unauthorized party will relay the payment to Tampa Electric and do so in a timely fashion. Tampa Electric is not responsible for payments made to unauthorized agents, including their failure to deliver or timely deliver the payment to us. Such failures may result in late payment charges to your account or service disconnection.

Charles Aquatics, Inc.
6869 Phillips Parkway Drive South
Jacksonville, FL 32256
904-997-0044

Invoice

Date	Invoice #
3/12/2024	50376

Due Date
4/11/2024

Bill To
Park Place CDD Windsor Place c/o Inframark 2005 Pan Am Cir #120 Tampa, FL 33607

Vendor #

Qty	Description	Rate	Amount
1	The fountain was pulled and the motor pump assembly was removed and cleared of debris. The motor pump assembly & intake screen were cleaned and reassembled and fountain was put back in pond. The disconnect between the light set and light cable had water in it and was dried out.	333.00	333.00
Thank you so much for your business!		Balance Due	\$333.00

Subtotal	270.00
Sales Tax	
Total Invoice Amount	270.00
Payment/Credit Applied	
TOTAL	270.00

INVOICE

Spearem Enterprises, LLC
7842 Land O' Lakes Blvd. #335
Land O' Lakes, FL 34638

spearem.jmb@gmail.com
+1 (813) 997-8101



Park Place CDD

Bill to
Park Place CDD
2005 Pan Am Circle, Suite 300
Tampa , FL 33607

Ship to
Park Place CDD
2005 Pan Am Circle, Suite 300
Tampa , FL 33607

Invoice details

Invoice no.: 6013
Terms: Net 15
Invoice date: 03/28/2024
Due date: 04/12/2024

#	Date	Product or service	Qty	Rate	Amount
1.		Labor	1	\$750.00	\$750.00
		Cowley entry way Pressure wash entire entry way including all columns walls gated fences and curbs.			

Total \$750.00

Note to customer

Thank You! We Appreciate Your Business.

INVOICE

Spearem Enterprises, LLC
7842 Land O' Lakes Blvd. #335
Land O' Lakes, FL 34638

spearem.jmb@gmail.com
+1 (813) 997-8101



Park Place CDD

Bill to
Park Place CDD
2005 Pan Am Circle, Suite 300
Tampa , FL 33607

Ship to
Park Place CDD
2005 Pan Am Circle, Suite 300
Tampa , FL 33607

Invoice details
Invoice no.: 6014
Terms: Net 15
Invoice date: 03/28/2024
Due date: 04/12/2024

#	Date	Product or service	Qty	Rate	Amount
1.		Labor Citrus park Drive and Country way neighborhood monument Pressure wash entire monument and sign.	1	\$300.00	\$300.00

Total \$300.00

Note to customer

Thank You! We Appreciate Your Business.

GATE PROS, INC.2550 US HIGHWAY 17 S
WAUCHULA, FL 33873

Agenda Page 77

INVOICE

Invoice Number: 9949

Invoice Date: Sep 28, 2023

Page: 1

Duplicate

Voice: 863-474-3090

Fax: 863-474-3084

Bill To:PARK PLACE
C/O INFRAMARK
2005 PAN AM CIRCLE, STE 300
TAMPA, FL 33607**Ship to:**PARK PLACE
PRODUCT PURCHASE

Customer ID	Customer PO	Payment Terms	
PARK PLACE		Net 30 Days	
Sales Rep ID	Shipping Method	Ship Date	Due Date
	N/A		10/28/23

Quantity	Item	Description	Unit Price	Amount
		PRODUCT PURCHASE ON 9/19/2023 MAIL THIRTY REMOTES TO PARK PLACE.		1,350.00
Subtotal				1,350.00
Sales Tax				
Total Invoice Amount				1,350.00
Payment/Credit Applied				
TOTAL				1,350.00

Check/Credit Memo No:

PARK PLACE CDD
Summary of Operations and Maintenance Invoices

Vendor	Invoice/Account Number	Amount	Vendor Total	Comments/Description
Monthly Contract				
CYPRESS CREEK AQUATICS, INC.	1320	\$3,160.00		AQUATIC MAINT. - MARCH 2024 - MIXED
INFRAMARK LLC	111474	\$7,541.66		DISTRICT INVOICE MARCH 2024
INFRAMARK LLC	112642	\$28.41	\$7,570.07	DISTRICT SERVICES MARCH 2024
Monthly Contract Subtotal		\$10,730.07		
Variable Contract				
STRALEY ROBIN VERICKER	24204	\$218.00		GENERAL CONSULTING - PROFESSIONAL SERVICES THRU - 02/29/24
Variable Contract Subtotal		\$218.00		
Utilities				
TECO	0091 030624 ACH	\$5,203.60		BULK BILLING - ELECTRIC - MIXED
Utilities Subtotal		\$5,203.60		
Regular Services				
CYPRESS CREEK AQUATICS, INC.	1323	\$616.50		GENERAL MAINT. - MIXED
JOHNSON ENGINEERING, INC.	66	\$1,710.00		GENERALESERVICES
PARK PLACE CDD	03052024-01	\$1,600.73		SERIES 2021-1 FY24 TAX DIST ID 665
PARK PLACE CDD	03052024-02	\$1,955.28	\$3,556.01	SERIES 2021-2 FY24 TAX DIST ID 665
Regular Services Subtotal		\$5,882.51		
Additional Services				
Additional Services Subtotal		\$0.00		
TOTAL		\$22,034.18		

Approved (with any necessary revisions noted):

Signature: _____

Title (Check one):

PARK PLACE CDD

Summary of Operations and Maintenance Invoices

Vendor	Invoice/Account Number	Amount	Vendor Total	Comments/Description

[] Chariman [] Vice Chariman [] Assistant Secretary

Cypress Creek Aquatics, Inc.
 12231 Main St Unit 1196
 San Antonio, FL 33576
 352-877-4463



Invoice

Date	Invoice #
3/1/2024	1320

Bill To

Park Place CDD
 c/o Inframark
 2005 Pan Am Circle, Suite 300
 Tampa, FL 33607

Ship To

P.O. Number


Terms

Project

Net 30

Maintenance Agreement

Quantity	Item Code	Description	Price Each	Amount
1	Aquatic Maintenance	March Aquatic Maintenance 1. Floating Vegetation Control 2. Filamentous Algae Control 3. Submersed vegetation Control 4. Shoreline grass & brush control 5. Perimeter trash cleanup	3,160.00	3,160.00
			Total	\$3,160.00



2002 West Grand Parkway North
Suite 100
Katy, TX 77449

BILL TO
Park Place CDD
2005 Pan Am Cir Ste 300
Tampa FL 33607-6008
United States

Services provided for the Month of: March 2024

INVOICE#
#111474
CUSTOMER ID
C2302
PO#

DATE
3/1/2024
NET TERMS
Net 30
DUE DATE
3/31/2024

DESCRIPTION	QTY	UOM	RATE	MARKUP	AMOUNT
Accounting Services	1	Ea	2,583.33		2,583.33
District Management	1	Ea	4,833.33		4,833.33
Website Maintenance / Admin	1	Ea	125.00		125.00
Subtotal					7,541.66

Subtotal	\$7,541.66
Tax	\$0.00
Total Due	\$7,541.66

Remit To : Inframark LLC, PO BOX 733778, Dallas, Texas, 75373-3778

To pay by Credit Card, please contact us at 281-578-4299, 9:00am - 5:30pm EST, Monday – Friday. A surcharge fee may apply.

To pay via ACH or Wire, please refer to our banking information below:
Account Name: INFRAMARK, LLC
ACH - Bank Routing Number: 111000614 / Account Number: 912593196
Wire - Bank Routing Number: 021000021 / SWIFT Code: CHASUS33 / Account Number: 912593196

Please include the Customer ID and the Invoice Number on your form of payment.



2002 West Grand Parkway North
Suite 100
Katy, TX 77449

BILL TO

Park Place CDD
2005 Pan Am Cir Ste 300
Tampa FL 33607-6008
United States

INVOICE#

#112642

CUSTOMER ID

C2302

PO#**DATE**

3/28/2024

NET TERMS

Net 30

DUE DATE

4/27/2024

Services provided for the Month of: March 2024

DESCRIPTION	QTY	UOM	RATE	MARKUP	AMOUNT
Postage	20	Ea	0.81		16.29
Color Copies	23	Ea	0.39		8.97
B/W Copies	21	Ea	0.15		3.15
Subtotal					28.41

Subtotal	\$28.41
-----------------	---------

Tax	\$0.00
------------	--------

Total Due	\$28.41
------------------	---------

Remit To : Inframark LLC, PO BOX 733778, Dallas, Texas, 75373-3778

To pay by Credit Card, please contact us at 281-578-4299, 9:00am - 5:30pm EST, Monday – Friday. A surcharge fee may apply.

To pay via ACH or Wire, please refer to our banking information below:

Account Name: INFRAMARK, LLC

ACH - Bank Routing Number: 111000614 / Account Number: 912593196

Wire - Bank Routing Number: 021000021 / SWIFT Code: CHASUS33 / Account Number: 912593196

Please include the Customer ID and the Invoice Number on your form of payment.

Straley Robin Vericker
1510 W. Cleveland Street

Tampa, FL 33606
Telephone (813) 223-9400
Federal Tax Id. - 20-1778458

Park Place Community Development
Inframark
2005 PAN AM CIRCLE, SUITE 300
TAMPA, FL 33607

March 08, 2024
Client: 001365
Matter: 000001
Invoice #: 24204

Page: 1

RE: General

For Professional Services Rendered Through February 29, 2024

SERVICES

Date	Person	Description of Services	Hours	Amount
2/20/2024	WAS	REVIEW AGENDA PACKAGE FOR BOARD OF SUPERVISORS MEETING, COMMUNICATIONS WITH DISTRICT MANAGER REGARDING SAME.	0.6	\$183.00
2/28/2024	LB	REVIEW MEETING DATES FOR FY 2024/2025 BUDGET ADOPTION; PREPARE CORRESPONDENCE TO DISTRICT MANAGER TO CONFIRM SAME.	0.2	\$35.00
Total Professional Services			0.8	\$218.00

Total Services	\$218.00	
Total Disbursements	\$0.00	
Total Current Charges		\$218.00
Previous Balance		\$976.00
Less Payments		(\$976.00)
PAY THIS AMOUNT		\$218.00

Please Include Invoice Number on all Correspondence



PARK PLACE CDD
2005 PAN AM CIR, STE 300
TAMPA, FL 33607

Statement Date: March 06, 2024

Amount Due: \$5,203.60

Due Date: March 20, 2024

Account #: 311000010091

DO NOT PAY. Your account will be drafted on March 20, 2024

Account Summary

Previous Amount Due	-\$205.77
Payment(s) Received Since Last Statement	\$0.00
Credit Balance After Payments and Credits	-\$205.77
Current Month's Charges	\$5,409.37

Amount Due by March 20, 2024 \$5,203.60

Amount not paid by due date may be assessed a late payment charge and an additional deposit.

Your Locations With The Highest Usage

14719 BRICK PL, TAMPA, FL 33626-0000 1,463 KWH

11513 SPLENDID LN, TAMPA, FL 33626-3366 327 KWH



Scan here to interact with your bill online.

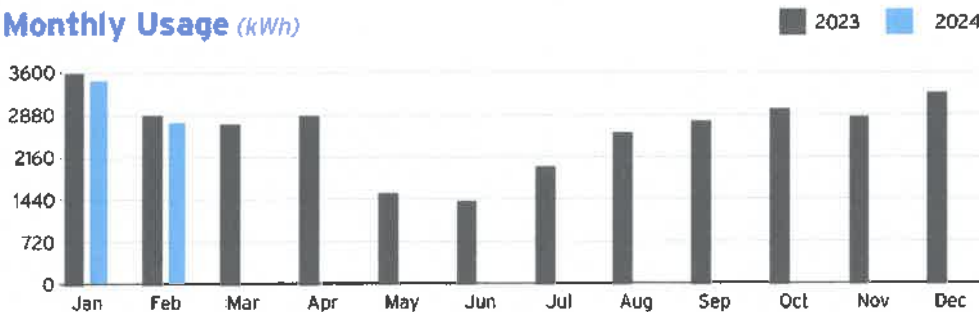


DOWNED IS DANGEROUS!

If you see a downed power line, move a safe distance away and call 911.

Visit [TampaElectric.com/Safety](https://www.tampaelectric.com/safety) for more safety tips.

Monthly Usage (kWh)



Learn about your newly redesigned bill and get deeper insights about your usage by visiting TECOaccount.com



To ensure prompt credit, please return stub portion of this bill with your payment.

Received
MAR 11

Account #: 311000010091

Due Date: March 20, 2024



Pay your bill online at TampaElectric.com

See reverse side of your paystub for more ways to pay.

Go Paperless, Go Green! Visit TampaElectric.com/Paperless to enroll now.

Amount Due: \$5,203.60

Payment Amount: \$

700250002951

Your account will be drafted on March 20, 2024

PARK PLACE CDD
2005 PAN AM CIR, STE 300
TAMPA, FL 33607-2359

Mail payment to:
TECO
P.O. BOX 31318
TAMPA, FL 33631-3318

Make check payable to: TECO
Please write your account number on the memo line of your check.

Summary of Charges by Service Address

Account Number: 311000010091

Energy Usage From Last Month

▲ Increased = Same ▼ Decreased

Service Address: 11742 CITRUS PARK DR, TAMPA, FL 33626-0000

Sub-Account Number: 211007038386

Meter	Read Date	Current	-	Previous	=	Total Used	Multiplier	Billing Period	Amount
1000894954	02/20/2024	203		137		66 kWh	1	29 Days	\$31.43
									▼ 18.5%

Service Address: NOELL PURCELL D&F, PH 1, TAMPA, FL 33625-0000

Sub-Account Number: 211015021994

Amount: \$1,546.25

Service Address: CITRUS PARK BL MARINET DR, TAMPA, FL 33625-0000

Sub-Account Number: 211015022109

Amount: \$2,193.11

Service Address: MANDOLIN PHASE 2A, TAMPA, FL 33625-0000

Sub-Account Number: 211015022232

Amount: \$349.17

Service Address: MANDOLIN PHASE 3, TAMPA, FL 33625-0000

Sub-Account Number: 211015022349

Amount: \$305.85

Service Address: MANDOLIN PHASE 2B, TAMPA, FL 33625-0000

Sub-Account Number: 211015022463

Amount: \$456.38

Continued on next page →

For more information about your bill and understanding your charges, please visit [TampaElectric.com](https://www.tampaelectric.com)

Ways To Pay Your Bill



Bank Draft

Visit TECOaccount.com for free recurring or one time payments via checking or savings account.



In-Person

Find list of Payment Agents at TampaElectric.com



Mail A Check

Payments:
TECO
P.O. Box 31318
Tampa, FL 33631-3318
Mail your payment in the enclosed envelope.



Credit or Debit Card

Pay by credit Card using KUBRA EZ-Pay at TECOaccount.com. Convenience fee will be charged.



Phone

Toll Free:
866-689-6469

All Other

Correspondences:

Tampa Electric
P.O. Box 111
Tampa, FL 33601-0111

Contact Us

Online:

[TampaElectric.com](https://www.tampaelectric.com)

Phone:

Commercial Customer Care:

866-832-6249

Residential Customer Care:

813-223-0800 (Hillsborough)

863-299-0800 (Polk County)

888-223-0800 (All Other Counties)

Hearing Impaired/TTY:

7-1-1

Power Outage:

877-588-1010

Energy-Saving Programs:

813-275-3909

Please Note: If you choose to pay your bill at a location not listed on our website or provided by Tampa Electric, you are paying someone who is not authorized to act as a payment agent at Tampa Electric. You bear the risk that this unauthorized party will relay the payment to Tampa Electric and do so in a timely fashion. Tampa Electric is not responsible for payments made to unauthorized agents, including their failure to deliver or timely deliver the payment to us. Such failures may result in late payment charges to your account or service disconnection.

Summary of Charges by Service Address

Account Number: 311000010091

Energy Usage From Last Month

▲ Increased ▢ Same ▼ Decreased

Service Address: 14719 BRICK PL, TAMPA, FL 33626-0000

Sub-Account Number: 211015022745

Meter	Read Date	Current	-	Previous	=	Total Used	Multiplier	Billing Period	Amount
1000152133	02/22/2024	83,481		82,018		1,463 kWh	1	29 Days	\$224.31
									▼ 21.2%

Service Address: 14729 CANOPY DR, TAMPA, FL 33626-3356

Sub-Account Number: 211015022836

Meter	Read Date	Current	-	Previous	=	Total Used	Multiplier	Billing Period	Amount
1000206733	02/22/2024	9,227		9,043		184 kWh	1	29 Days	\$47.71
									▼ 16.0%

Service Address: 14662 CANOPY DR, TAMPA, FL 33626-3348

Sub-Account Number: 211015022968

Meter	Read Date	Current	-	Previous	=	Total Used	Multiplier	Billing Period	Amount
1000198591	02/22/2024	5,930		5,821		109 kWh	1	29 Days	\$37.36
									▼ 19.3%

Service Address: 11513 SPLENDID LN, TAMPA, FL 33626-3366

Sub-Account Number: 211015023099

Meter	Read Date	Current	-	Previous	=	Total Used	Multiplier	Billing Period	Amount
1000198613	02/22/2024	16,565		16,238		327 kWh	1	29 Days	\$67.47
									▼ 20.6%

Service Address: 14691 COTSWOLDS DR LGT, TAMPA, FL 33626-0000

Sub-Account Number: 211015023214

Meter	Read Date	Current	-	Previous	=	Total Used	Multiplier	Billing Period	Amount
1000180482	02/22/2024	15,011		14,709		302 kWh	1	29 Days	\$64.01
									▼ 21.8%

Service Address: 11562 FOUNTAINHEAD DR, TAMPA, FL 33626-3321

Sub-Account Number: 211015023339

Meter	Read Date	Current	-	Previous	=	Total Used	Multiplier	Billing Period	Amount
1000181268	02/22/2024	5,483		5,387		96 kWh	1	29 Days	\$35.56
									▼ 20.7%

Service Address: 14572 COTSWOLDS DR, TAMPA, FL 33626-0000

Sub-Account Number: 211015023446

Meter	Read Date	Current	-	Previous	=	Total Used	Multiplier	Billing Period	Amount
1000180490	02/22/2024	12,034		11,828		206 kWh	1	29 Days	\$50.76
									▼ 21.1%

Total Current Month's Charges

\$5,409.37



Sub-Account #: 211007038386
Statement Date: 03/01/2024

Service Address: 11742 CITRUS PARK DR, TAMPA, FL 33626-0000

Meter Read

Service Period: 01/23/2024 - 02/20/2024

Rate Schedule: General Service - Non Demand

Meter Number	Read Date	Current Reading	Previous Reading	=	Total Used	Multiplier	Billing Period
1000894954	02/20/2024	203	137		66 kWh	1	29 Days

Charge Details

Avg kWh Used Per Day



Electric Charges

Daily Basic Service Charge	29 days @ \$0.75000	\$21.75
Energy Charge	66 kWh @ \$0.08192/kWh	\$5.41
Fuel Charge	66 kWh @ \$0.03843/kWh	\$2.54
Storm Protection Charge	66 kWh @ \$0.00775/kWh	\$0.51
Clean Energy Transition Mechanism	66 kWh @ \$0.00427/kWh	\$0.28
Storm Surcharge	66 kWh @ \$0.00225/kWh	\$0.15
Florida Gross Receipt Tax		\$0.79
Electric Service Cost		\$31.43

Current Month's Electric Charges

\$31.43

Billing information continues on next page →



Sub-Account #: 211015021994
Statement Date: 03/01/2024


Service Address: NOELL PURCELL D&F, PH 1, TAMPA, FL 33625-0000

Service Period: 01/23/2024 - 02/20/2024

Rate Schedule: Lighting Service



Charge Details

 Electric Charges		
Lighting Service Items LS-1 (Bright Choices) for 29 days		
Lighting Energy Charge	1978 kWh @ \$0.03406/kWh	\$67.37
Fixture & Maintenance Charge	23 Fixtures	\$545.33
Lighting Pole / Wire	23 Poles	\$773.73
Lighting Fuel-Charge	1978 kWh @ \$0.03806/kWh	\$75.28
Storm Protection Charge	1978 kWh @ \$0.03877/kWh	\$76.69
Clean Energy Transition Mechanism	1978 kWh @ \$0.00036/kWh	\$0.71
Storm Surcharge	1978 kWh @ \$0.00074/kWh	\$1.46
Florida Gross Receipt Tax		\$5.68
Lighting Charges		\$1,546.25

Current Month's Electric Charges **\$1,546.25**

Billing information continues on next page →

00000026-0000279-Page 7 of 18



Sub-Account #: 211015022109
 Statement Date: 03/01/2024

Service Address: CITRUS PARK BL MARINET DR, TAMPA, FL 33625-0000

Service Period: 01/23/2024 - 02/20/2024

Rate Schedule: Lighting Service

Charge Details



Electric Charges

Lighting Service Items LS-1 (Bright Choices) for 29 days

Lighting Energy Charge	865 kWh @ \$0.03406/kWh	\$29.46
Fixture & Maintenance Charge	43 Fixtures	\$877.43
Lighting Pole / Wire	43 Poles	\$1216.33
Lighting Fuel Charge	865 kWh @ \$0.03806/kWh	\$32.92
Storm Protection Charge	865 kWh @ \$0.03877/kWh	\$33.54
Clean Energy Transition Mechanism	865 kWh @ \$0.00036/kWh	\$0.31
Storm Surcharge	865 kWh @ \$0.00074/kWh	\$0.64
Florida Gross Receipt Tax		\$2.48

Lighting Charges **\$2,193.11**

Current Month's Electric Charges

\$2,193.11

Billing information continues on next page →



Sub-Account #: 211015022232
Statement Date: 03/01/2024

Service Address: MANDOLIN PHASE 2A, TAMPA, FL 33625-0000

Service Period: 01/23/2024 - 02/20/2024

Rate Schedule: Lighting Service

Charge Details



00000026-0000260-Page 9 of 18



Electric Charges

Lighting Service Items LS-1 (Bright Choices) for 29 days

Lighting Energy Charge	183 kWh @ \$0.03406/kWh	\$6.23
Fixture & Maintenance Charge	7 Fixtures	\$129.91
Lighting Pole / Wire	7 Poles	\$198.24
Lighting Fuel Charge	183 kWh @ \$0.03806/kWh	\$6.96
Storm Protection Charge	183 kWh @ \$0.03877/kWh	\$7.09
Clean Energy Transition Mechanism	183 kWh @ \$0.00036/kWh	\$0.07
Storm Surcharge	183 kWh @ \$0.00074/kWh	\$0.14
Florida Gross Receipt Tax		\$0.53

Lighting Charges \$349.17

Current Month's Electric Charges \$349.17

Billing information continues on next page →



Sub-Account #: 211015022349
 Statement Date: 03/01/2024

Service Address: MANDOLIN PHASE 3, TAMPA, FL 33625-0000

Service Period: 01/23/2024 - 02/20/2024

Rate Schedule: Lighting Service

Charge Details



Electric Charges

Lighting Service Items LS-1 (Bright Choices) for 29 days

Lighting Energy Charge	114 kWh @ \$0.03406/kWh	\$3.88
Fixture & Maintenance Charge	6 Fixtures	\$122.84
Lighting Pole / Wire	6 Poles	\$169.92
Lighting Fuel Charge	114 kWh @ \$0.03806/kWh	\$4.34
Storm Protection Charge	114 kWh @ \$0.03877/kWh	\$4.42
Clean Energy Transition Mechanism	114 kWh @ \$0.00036/kWh	\$0.04
Storm Surcharge	114 kWh @ \$0.00074/kWh	\$0.08
Florida Gross Receipt Tax		\$0.33

Lighting Charges **\$305.85**

Current Month's Electric Charges

\$305.85

Billing information continues on next page →



Sub-Account #: 211015022463
Statement Date: 03/01/2024

Service Address: MANDOLIN PHASE 2B, TAMPA, FL 33625-0000

Service Period: 01/23/2024 - 02/20/2024

Rate Schedule: Lighting Service



Charge Details

Electric Charges		
Lighting Service Items LS-1 (Bright Choices) for 29 days		
Lighting Energy Charge	126 kWh @ \$0.03406/kWh	\$4.29
Fixture & Maintenance Charge	9 Fixtures	\$187.02
Lighting Pole / Wire	9 Poles	\$254.88
Lighting Fuel Charge	126 kWh @ \$0.03806/kWh	\$4.80
Storm Protection Charge	126 kWh @ \$0.03877/kWh	\$4.89
Clean Energy Transition Mechanism	126 kWh @ \$0.00036/kWh	\$0.05
Storm Surcharge	126 kWh @ \$0.00074/kWh	\$0.09
Florida Gross Receipt Tax		\$0.36
Lighting Charges		\$456.38

Current Month's Electric Charges \$456.38

Billing information continues on next page →

00000028-0000281-Page 11 of 18



Sub-Account #: 211015022745
Statement Date: 03/01/2024

Service Address: 14719 BRICK PL, TAMPA, FL 33626-0000

Meter Read

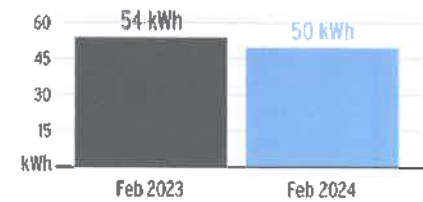
Service Period: 01/25/2024 - 02/22/2024

Rate Schedule: General Service - Non Demand

Meter Number	Read Date	Current Reading	- Previous Reading	= Total Used	Multiplier	Billing Period
1000152133	02/22/2024	83,481	82,018	1,463 kWh	1	29 Days

Charge Details

Avg kWh Used Per Day



Electric Charges

Daily Basic Service Charge	29 days @ \$0.75000	\$21.75
Energy Charge	1,463 kWh @ \$0.08192/kWh	\$119.85
Fuel Charge	1,463 kWh @ \$0.03843/kWh	\$56.22
Storm Protection Charge	1,463 kWh @ \$0.00775/kWh	\$11.34
Clean Energy Transition Mechanism	1,463 kWh @ \$0.00427/kWh	\$6.25
Storm Surcharge	1,463 kWh @ \$0.00225/kWh	\$3.29
Florida Gross Receipt Tax		\$5.61

Electric Service Cost **\$224.31**

Current Month's Electric Charges

\$224.31

Billing information continues on next page →



Sub-Account #: 211015022836
Statement Date: 03/01/2024

Service Address: 14729 CANOPY DR, TAMPA, FL 33626-3356

Meter Read

Service Period: 01/25/2024 - 02/22/2024

Rate Schedule: General Service - Non Demand

Meter Number	Read Date	Current Reading	- Previous Reading	= Total Used	Multiplier	Billing Period
1000206733	02/22/2024	9,227	9,043	184 kWh	1	29 Days

Charge Details



Electric Charges

Daily Basic Service Charge	29 days @ \$0.75000	\$21.75
Energy Charge	184 kWh @ \$0.08192/kWh	\$15.07
Fuel Charge	184 kWh @ \$0.03843/kWh	\$7.07
Storm Protection Charge	184 kWh @ \$0.00775/kWh	\$1.43
Clean Energy Transition Mechanism	184 kWh @ \$0.00427/kWh	\$0.79
Storm Surcharge	184 kWh @ \$0.00225/kWh	\$0.41
Florida Gross Receipt Tax		\$1.19

Electric Service Cost **\$47.71**

Avg kWh Used Per Day



Current Month's Electric Charges **\$47.71**

Billing information continues on next page →



Sub-Account #: 211015022968
Statement Date: 03/01/2024

Service Address: 14662 CANOPY DR, TAMPA, FL 33626-3348

Meter Read

Meter Location: Area Light


Service Period: 01/25/2024 - 02/22/2024

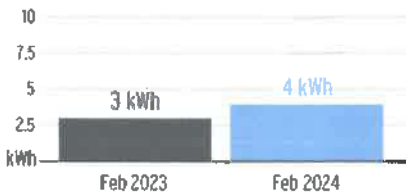
Rate Schedule: General Service - Non Demand

Meter Number	Read Date	Current Reading	Previous Reading	= Total Used	Multiplier	Billing Period
1000198591	02/22/2024	5,930	5,821	109 kWh	1	29 Days

Charge Details

Avg kWh Used Per Day

	Electric Charges		
	Daily Basic Service Charge	29 days @ \$0.75000	\$21.75
	Energy Charge	109 kWh @ \$0.08192/kWh	\$8.93
	Fuel Charge	109 kWh @ \$0.03843/kWh	\$4.19
	Storm Protection Charge	109 kWh @ \$0.00775/kWh	\$0.84
	Clean Energy Transition Mechanism	109 kWh @ \$0.00427/kWh	\$0.47
	Storm Surcharge	109 kWh @ \$0.00225/kWh	\$0.25
	Florida Gross Receipt Tax		\$0.93
	Electric Service Cost		\$37.36



Current Month's Electric Charges	\$37.36
----------------------------------	---------

Billing information continues on next page →

00000026-0000282- Page 14 of 18



Sub-Account #: 211015023099
Statement Date: 03/01/2024

Service Address: 11513 SPLENDID LN, TAMPA, FL 33626-3366

Meter Read



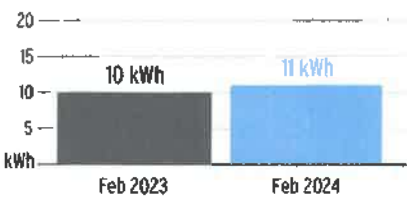
Service Period: 01/25/2024 - 02/22/2024 Rate Schedule: General Service - Non Demand

Meter Number	Read Date	Current Reading	Previous Reading	= Total Used	Multiplier	Billing Period
1000198613	02/22/2024	16,565	16,238	327 kWh	1	29 Days

Charge Details

	Electric Charges		
	Daily Basic Service Charge	29 days @ \$0.75000	\$21.75
	Energy Charge	327 kWh @ \$0.08192/kWh	\$26.79
	Fuel Charge	327 kWh @ \$0.03843/kWh	\$12.57
	Storm Protection Charge	327 kWh @ \$0.00775/kWh	\$2.53
	Clean Energy Transition Mechanism	327 kWh @ \$0.00427/kWh	\$1.40
	Storm Surcharge	327 kWh @ \$0.00225/kWh	\$0.74
	Florida Gross Receipt Tax		\$1.69
	Electric Service Cost		\$67.47

Avg kWh Used Per Day



Current Month's Electric Charges \$67.47

Billing information continues on next page →



Sub-Account #: 211015023214
Statement Date: 03/01/2024

Service Address: 14691 COTSWOLDS DR LGT, TAMPA, FL 33626-0000

Meter Read

Service Period: 01/25/2024 - 02/22/2024

Rate Schedule: General Service - Non Demand

Meter Number	Read Date	Current Reading	- Previous Reading	= Total Used	Multiplier	Billing Period
1000180482	02/22/2024	15,011	14,709	302 kWh	1	29 Days

Charge Details

Avg kWh Used Per Day



Electric Charges

Daily Basic Service Charge	29 days @ \$0.75000	\$21.75
Energy Charge	302 kWh @ \$0.08192/kWh	\$24.74
Fuel Charge	302 kWh @ \$0.03843/kWh	\$11.61
Storm Protection Charge	302 kWh @ \$0.00775/kWh	\$2.34
Clean Energy Transition Mechanism	302 kWh @ \$0.00427/kWh	\$1.29
Storm Surcharge	302 kWh @ \$0.00225/kWh	\$0.68
Florida Gross Receipt Tax		\$1.60
Electric Service Cost		\$64.01

Current Month's Electric Charges

\$64.01

Billing information continues on next page →



Sub-Account #: 211015023339
Statement Date: 03/01/2024

Service Address: 11562 FOUNTAINHEAD DR, TAMPA, FL 33626-3321

Meter Read


Meter Location: PUMP/LIFT STATION

Service Period: 01/25/2024 - 02/22/2024

Rate Schedule: General Service - Non Demand

Meter Number	Read Date	Current Reading	-	Previous Reading	=	Total Used	Multiplier	Billing Period
1000181268	02/22/2024	5,483		5,387		96 kWh	1	29 Days

Charge Details

 Electric Charges			
Daily Basic Service Charge	29 days @ \$0.75000		\$21.75
Energy Charge	96 kWh @ \$0.08192/kWh		\$7.86
Fuel Charge	96 kWh @ \$0.03843/kWh		\$3.69
Storm Protection Charge	96 kWh @ \$0.00775/kWh		\$0.74
Clean Energy Transition Mechanism	96 kWh @ \$0.00427/kWh		\$0.41
Storm Surcharge	96 kWh @ \$0.00225/kWh		\$0.22
Florida Gross Receipt Tax			\$0.89
Electric Service Cost			\$35.56

Avg kWh Used Per Day



Current Month's Electric Charges

\$35.56

Billing information continues on next page →



Sub-Account #: 211015023446
Statement Date: 03/01/2024

Service Address: 14572 COTSWOLDS DR, TAMPA, FL 33626-0000

Meter Read

Meter Location: PUMP/LIFT STATION

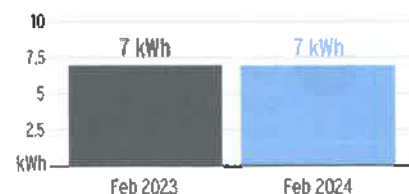
Service Period: 01/25/2024 - 02/22/2024

Rate Schedule: General Service - Non Demand

Meter Number	Read Date	Current Reading	Previous Reading	=	Total Used	Multiplier	Billing Period
1000180490	02/22/2024	12,034	11,828		206 kWh	1	29 Days

Charge Details

Avg kWh Used Per Day



Electric Charges

Daily Basic Service Charge	29 days @ \$0.75000	\$21.75
Energy Charge	206 kWh @ \$0.08192/kWh	\$16.88
Fuel Charge	206 kWh @ \$0.03843/kWh	\$7.92
Storm Protection Charge	206 kWh @ \$0.00775/kWh	\$1.60
Clean Energy Transition Mechanism	206 kWh @ \$0.00427/kWh	\$0.88
Storm Surcharge	206 kWh @ \$0.00225/kWh	\$0.46
Florida Gross Receipt Tax		\$1.27
Electric Service Cost		\$50.76

Current Month's Electric Charges

\$50.76

Total Current Month's Charges

\$5,409.37

Important Messages

Removing Your Envelope. We've noticed that you have been paying your bill electronically lately. To help cut down on clutter and waste, we are no longer including a remittance envelope with your bill. Should you want to mail in your payment, you can request a payment envelope by calling 813-223-0800 or simply use a regular envelope and address it to TECO P.O. Box 31318, Tampa, Florida 33631-3318.

Date	Invoice #
3/19/2024	1323

Bill To
Park Place CDD c/o Inframark 2005 Pan Am Circle, Suite 300 Tampa, FL 33607

P.O. No.	Terms	Project

[illegible]

	Total	\$616.50
	Payments/Credits	\$0.00
	Balance Due	\$616.50

Johnson Engineering, Inc.**Remit To:**

**2122 Johnson Street
Fort Myers, FL 33901
Ph: 239.334.0046**

Project Manager Philip Chang

Gene Roberts
Park Place Community Development District
c/o Inframark Infrastructure Management Services
2005 Pan Am Circle, Suite 300
Tampa, FL 33607

Invoice

March 21, 2024

Project No: 20181258-000

Invoice No: 66

FEID #59-1173834

Project 20181258-000 Park Place CDD

Professional Services through March 10, 2024

Phase 01 General Services

Professional Personnel

			Hours	Rate	Amount	
Professional 6						
Chang, Philip	2/5/2024	Meet with County regarding drainage structure; provide summary to DM; contact structural engineer;	2.50	190.00	475.00	
Chang, Philip	2/7/2024	Coordination with structural engineer regarding drainage structure	.25	190.00	47.50	
Chang, Philip	2/13/2024	Meeting with structural engineer related to drainage structure and provide summary to DM; check on drainage issue in alley behind classic townhomes and report to DM and request quote to repair; check on drain installation at Windsor Place Wall - request information from ACP;	4.00	190.00	760.00	
Chang, Philip	2/20/2024	Coordination with structural engineer regarding drainage structure;	.50	190.00	95.00	
Chang, Philip	2/21/2024	Respond to questions from vendor regarding storm inlet repair;	.50	190.00	95.00	
Chang, Philip	2/23/2024	Coordination related to drainage structure;	.25	190.00	47.50	
Chang, Philip	2/26/2024	Discuss and provide update to Hillsborough County regarding drainage structure;	.75	190.00	142.50	
Totals			8.75		1,662.50	
Total Labor						1,662.50
Total this Phase						\$1,662.50

Phase 02 Special Services

Professional Personnel

			Hours	Rate	Amount	
Professional 6						
Chang, Philip	2/5/2024	Review requisition 63	.25	190.00	47.50	
Totals			.25		47.50	
Total Labor						47.50
Total this Phase						\$47.50

Project	20181258-000	Park Place CDD	Invoice	66
			Total this Invoice	\$1,710.00

CHECK REQUEST FORM
Park Place

Date:	3/5/2024
Invoice#:	03052024-01
Vendor#:	V00090
Vendor Name:	Park Place
Pay From:	Wells Fargo Acct# 1794
Description:	Series 2021-1 - FY 24 Tax Dist ID 665
Code to:	202.103200.1000
Amount:	\$1,600.73
Requested By:	3/5/2024 <u>Teresa Farlow</u>

PARK PLACE CDD

DISTRICT CHECK REQUEST

Today's Date	<u>3/4/2024</u>
Payable To	<u>Park Place CDD</u>
Check Amount	<u>\$1,600.73</u>
Check Description	<u>Series 2021-1 - FY 23 Tax Dist. ID 665</u>
Check Amount	<u>\$1,955.28</u>
Check Description	<u>Series 2021-2 - FY 23 Tax Dist. ID 665</u>
Special Instructions	<u>Do not mail. Please give to Eric</u>

(Please attach all supporting documentation: invoices, receipts, etc.)

ERIC

Authorization

DM			
Fund		<u>001</u>	
G/L		<u>20702</u>	
Object Code			
Chk	#		Date

TAX REVENUE RECEIPTS AND TRANSFER SCHEDULE
FISCAL YEAR 2024, TAX YEAR 2023

Net GF100	130,644.47	9.96%	0.099650
Net GF101	215,224.37	16.42%	0.164160
Net GF102	290,743.17	22.18%	0.221760
Net GF103	75,457.41	5.76%	0.057550
Net DS '21-1	269,639.52	20.57%	0.205660
Net DS '21-2	329,362.24	25.12%	0.251220
Net Total	1,311,071.18	100.00%	1.000000

Date Received	Amount Received	9.97%	9.97%	16.42%	16.42%	22.18%	22.18%	5.76%	5.76%	20.57%	20.57%	25.12%	25.12%	Proof	Notes / Distribution ID	Check #
		Administrative		Mandolin/Windsor		Highland Park		Mixed Use		Debt Service 2021-1		Debt Service 2021-2				
		Raw Numbers GF100	Rounded GF 100	Raw Numbers GF101	Rounded GF 101	Raw Numbers GF102	Rounded GF 102	Raw Numbers GF 103	Rounded GF 103	Raw Numbers 2008 Debt Service Revenue (Series 2021-1)	Rounded 2008 Debt Service Revenue (Series 2021-1)	Raw Numbers 2014 Debt Service Revenue (Series 2021-2)	Rounded 2014 Debt Service Revenue (Series 2021-2)			
11/8/2023	17,766.91	1,770.42	1,770.42	2,916.60	2,916.60	3,939.99	3,939.99	1,022.56	1,022.56	3,654.01	3,654.01	4,463.33	4,463.33	-	644	6823
11/17/2023	89,645.23	8,932.89	8,932.89	14,716.09	14,716.09	19,879.73	19,879.73	5,159.44	5,159.44	18,436.75	18,436.75	22,520.33	22,520.33	-	646	6823
11/22/2023	91,139.27	9,081.77	9,081.76	14,961.35	14,961.35	20,211.05	20,211.05	5,245.43	5,245.43	18,744.02	18,744.02	22,895.66	22,895.66	-	647	6832
12/5/2023	130,028.72	12,956.99	12,957.00	21,345.41	21,345.41	28,835.17	28,835.17	7,483.67	7,483.67	26,742.16	26,742.16	32,665.31	32,665.31	-	649	6829
12/7/2023	862,761.09	85,971.66	85,971.66	141,630.15	141,630.15	191,325.92	191,325.92	49,655.37	49,655.37	177,438.48	177,438.48	216,739.51	216,739.51	-	651	6832
12/15/2023	25,952.84	2,586.13	2,586.13	4,260.40	4,260.40	5,755.30	5,755.30	1,493.69	1,493.69	5,337.55	5,337.55	6,519.77	6,519.77	-	652	6832
1/5/2024	35,430.51	3,530.55	3,530.55	5,816.24	5,816.24	7,857.07	7,857.07	2,039.17	2,039.17	7,286.76	7,286.76	8,900.72	8,900.72	-	655	6856
2/2/2024	1,428.56	142.35	142.35	234.51	234.51	316.80	316.80	82.22	82.22	293.80	293.80	358.88	358.88	-	Int 2/2/24	6873
2/7/2024	14,010.49	1,396.11	1,396.11	2,299.95	2,299.95	3,106.97	3,106.97	806.36	806.36	2,881.45	2,881.45	3,519.66	3,519.66	(0.01)	662	6873
3/4/2024	7,783.25	775.58	775.58	1,277.69	1,277.69	1,726.01	1,726.01	447.96	447.96	1,600.73	1,600.73	1,955.28	1,955.28	-	665	
		-	-	-	-	-	-	-	-	-	-	-	-	-	-	
		-	-	-	-	-	-	-	-	-	-	-	-	-	-	
		-	-	-	-	-	-	-	-	-	-	-	-	-	-	
		-	-	-	-	-	-	-	-	-	-	-	-	-	-	
		-	-	-	-	-	-	-	-	-	-	-	-	-	-	
		-	-	-	-	-	-	-	-	-	-	-	-	-	-	
		-	-	-	-	-	-	-	-	-	-	-	-	-	-	
		-	-	-	-	-	-	-	-	-	-	-	-	-	-	
		-	-	-	-	-	-	-	-	-	-	-	-	-	-	
		-	-	-	-	-	-	-	-	-	-	-	-	-	-	
TOTAL	1,275,946.87	127,144.44	127,144.44	209,458.39	209,458.39	282,954.01	282,954.01	73,435.87	73,435.87	262,415.73	262,415.73	320,538.44	320,538.44	(0.01)		
Net Total on Roll	1,311,071.18		130,644.47		215,224.37		290,743.17		75,457.41		269,639.52		329,362.24			
Collection Surplus / (Deficit)	(35,124.31)		(3,500.03)		(5,765.98)		(7,789.16)		(2,021.54)		(7,223.79)		(8,823.80)			

Hillsborough County Tax Collector - Distribution by Agency - CURRENT YEAR - for 02-01-2024 to 02-29-2024 dated 03-05-2024. - Run 03/04/2024 11:01AM

Distribution Category	Distribution ID	Act System Num	Funding Agency	Tax	Fees	Penalty	Interest	Discount	Allocated	Commission	Distributed Amt
Real Estate Current, Real Estate Installment	665	DD0057	HERITAGE ISLES CDD	23,331.28	0.00	0.00	0.00	-239.15	23,092.13	461.84	22,630.29
Real Estate Current	665	DD0058	EASTLAKE PARK SDD	1,000.00	0.00	0.00	0.00	-12.00	988.00	19.76	968.24
Real Estate Current	665	DD0060	TAMPA SHORES SDD	400.00	0.00	0.00	0.00	-6.00	394.00	7.88	386.12
Real Estate Current	665	DD0061	COVINGTON PARK CDD	10,879.56	0.00	0.00	0.00	-143.06	10,736.50	214.73	10,521.77
Real Estate Current	665	DD0062	HARBOR BAY CDD	51,101.10	0.00	0.00	0.00	-511.02	50,590.08	1,011.80	49,578.28
Real Estate Installment	665	DD0062	HARBOR BAY CDD	53.49	0.00	0.00	0.00	-4.01	49.48	0.99	48.49
Real Estate Current, Real Estate Installment	665	DD0062	HARBOR BAY CDD	51,154.59	0.00	0.00	0.00	-515.03	50,639.56	1,012.79	49,626.77
Real Estate Current	665	DD0063	RIVERCREST CDD	16,623.13	0.00	0.00	0.00	-156.55	16,466.58	329.33	16,137.25
Real Estate Current	665	DD0064	COUNTRY VILLAGE SDD	150.00	0.00	0.00	0.00	-1.50	148.50	2.97	145.53
Real Estate Current	665	DD0065	PARK PLACE CDD	8,022.32	0.00	0.00	0.00	-80.23	7,942.09	158.84	7,783.25
Real Estate Current	665	DD0066	WATERCHASE CDD	12,923.07	0.00	0.00	0.00	-152.23	12,770.84	255.41	12,515.43
Real Estate Current	665	DD0067	PANTHER TRACE CDD	11,182.74	0.00	0.00	0.00	-111.83	11,070.91	221.42	10,849.49
Real Estate Current	665	DD0069	LIVE OAK 1 CDD	11,175.37	0.00	0.00	0.00	-111.76	11,063.61	221.28	10,842.33
Real Estate Current	665	DD0070	LIVE OAK 2 CDD	7,827.79	0.00	0.00	0.00	-78.29	7,749.50	154.99	7,594.51
Real Estate Current	665	DD0071	BRANDON HILLS SDD	1,038.00	0.00	0.00	0.00	-13.84	1,024.16	20.48	1,003.68
Real Estate Current	665	DD0073	HARBOUR ISLES CDD	5,475.68	0.00	0.00	0.00	-54.76	5,420.92	108.42	5,312.50
Real Estate Current	665	DD0075	SOUTH FORK CDD	8,509.60	0.00	0.00	0.00	-79.70	8,429.90	168.60	8,261.30
Real Estate Installment	665	DD0075	SOUTH FORK CDD	670.79	0.00	0.00	0.00	0.00	670.79	13.42	657.37
Real Estate Current, Real Estate Installment	665	DD0075	SOUTH FORK CDD	9,180.39	0.00	0.00	0.00	-79.70	9,100.69	182.02	8,918.67
Real Estate Current	665	DD0076	PANTHER TRACE II CDD	2,290.39	0.00	0.00	0.00	-22.90	2,267.49	45.35	2,222.14
Real Estate Current	665	DD0077	HIGHLANDS CDD	11,667.02	0.00	0.00	0.00	-174.56	11,492.46	229.86	11,262.60

CHECK REQUEST FORM
Park Place

Date:	3/5/2024
Invoice#:	03052024-02
Vendor#:	V00090
Vendor Name:	Park Place
Pay From:	Wells Fargo Acct# 1794
Description:	Series 2021-2 - FY 24 Tax Dist ID 665
Code to:	203.103200.1000
Amount:	\$1,955.28
Requested By:	<div>3/5/2024</div> <div><u>Teresa Farlow</u></div>

PARK PLACE CDD

DISTRICT CHECK REQUEST

Today's Date	<u>3/4/2024</u>
Payable To	<u>Park Place CDD</u>
Check Amount	<u>\$1,600.73</u>
Check Description	<u>Series 2021-1 - FY 23 Tax Dist. ID 665</u>
Check Amount	<u>\$1,955.28</u>
Check Description	<u>Series 2021-2 - FY 23 Tax Dist. ID 665</u>
Special Instructions	<u>Do not mail. Please give to Eric</u>

(Please attach all supporting documentation: invoices, receipts, etc.)

ERIC

Authorization

DM			
Fund		<u>001</u>	
G/L		<u>20702</u>	
Object Code			
Chk	#		Date

TAX REVENUE RECEIPTS AND TRANSFER SCHEDULE
FISCAL YEAR 2024, TAX YEAR 2023

Net GF100	130,644.47	9.96%	0.099650
Net GF101	215,224.37	16.42%	0.164160
Net GF102	290,743.17	22.18%	0.221760
Net GF103	75,457.41	5.76%	0.057550
Net DS '21-1	269,639.52	20.57%	0.205660
Net DS '21-2	329,362.24	25.12%	0.251220
Net Total	1,311,071.18	100.00%	1.000000

97%

Date Received	Amount Received	32520-1002		32522-1002		32524-1002		32526-1002		201-32510-1001		200-32510-1001		Proof	Notes / Distribution ID	Check #
		9.97%	9.97%	16.42%	16.42%	22.18%	22.18%	5.76%	5.76%	20.57%	20.57%	25.12%	25.12%			
		Administrative		Mandolin/Windsor		Highland Park		Mixed Use		Debt Service 2021-1		Debt Service 2021-2				
		Raw Numbers GF100	Rounded GF 100	Raw Numbers GF101	Rounded GF 101	Raw Numbers GF102	Rounded GF 102	Raw Numbers GF 103	Rounded GF 103	Raw Numbers 2008 Debt Service Revenue (Series 2021-1)	Rounded 2008 Debt Service Revenue (Series 2021-1)	Raw Numbers 2014 Debt Service Revenue (Series 2021-2)	Rounded 2014 Debt Service Revenue (Series 2021-2)			
11/8/2023	17,766.91	1,770.42	1,770.42	2,916.60	2,916.60	3,939.99	3,939.99	1,022.56	1,022.56	3,654.01	3,654.01	4,463.33	4,463.33	-	644	6823
11/17/2023	89,645.23	8,932.89	8,932.89	14,716.09	14,716.09	19,879.73	19,879.73	5,159.44	5,159.44	18,436.75	18,436.75	22,520.33	22,520.33	-	646	6823
11/22/2023	91,139.27	9,081.77	9,081.76	14,961.35	14,961.35	20,211.05	20,211.05	5,245.43	5,245.43	18,744.02	18,744.02	22,895.66	22,895.66	-	647	6832
12/5/2023	130,028.72	12,956.99	12,957.00	21,345.41	21,345.41	28,835.17	28,835.17	7,483.67	7,483.67	26,742.16	26,742.16	32,665.31	32,665.31	-	649	6829
12/7/2023	862,761.09	85,971.66	85,971.66	141,630.15	141,630.15	191,325.92	191,325.92	49,655.37	49,655.37	177,438.48	177,438.48	216,739.51	216,739.51	-	651	6832
12/15/2023	25,952.84	2,586.13	2,586.13	4,260.40	4,260.40	5,755.30	5,755.30	1,493.69	1,493.69	5,337.55	5,337.55	6,519.77	6,519.77	-	652	6832
1/5/2024	35,430.51	3,530.55	3,530.55	5,816.24	5,816.24	7,857.07	7,857.07	2,039.17	2,039.17	7,286.76	7,286.76	8,900.72	8,900.72	-	655	6856
2/2/2024	1,428.56	142.35	142.35	234.51	234.51	316.80	316.80	82.22	82.22	293.80	293.80	358.88	358.88	-	Int 2/2/24	6873
2/7/2024	14,010.49	1,396.11	1,396.11	2,299.95	2,299.95	3,106.97	3,106.97	806.36	806.36	2,881.45	2,881.45	3,519.66	3,519.66	(0.01)	662	6873
3/4/2024	7,783.25	775.58	775.58	1,277.69	1,277.69	1,726.01	1,726.01	447.96	447.96	1,600.73	1,600.73	1,955.28	1,955.28	-	665	
		-	-	-	-	-	-	-	-	-	-	-	-	-	-	
		-	-	-	-	-	-	-	-	-	-	-	-	-	-	
		-	-	-	-	-	-	-	-	-	-	-	-	-	-	
		-	-	-	-	-	-	-	-	-	-	-	-	-	-	
		-	-	-	-	-	-	-	-	-	-	-	-	-	-	
		-	-	-	-	-	-	-	-	-	-	-	-	-	-	
		-	-	-	-	-	-	-	-	-	-	-	-	-	-	
		-	-	-	-	-	-	-	-	-	-	-	-	-	-	
TOTAL	1,275,946.87	127,144.44	127,144.44	209,458.39	209,458.39	282,954.01	282,954.01	73,435.87	73,435.87	262,415.73	262,415.73	320,538.44	320,538.44	(0.01)		
Net Total on Roll	1,311,071.18		130,644.47		215,224.37		290,743.17		75,457.41		269,639.52		329,362.24			
Collection Surplus / (Deficit)	(35,124.31)		(3,500.03)		(5,765.98)		(7,789.16)		(2,021.54)		(7,223.79)		(8,823.80)			

Hillsborough County Tax Collector - Distribution by Agency - CURRENT YEAR - for 02-01-2024 to 02-29-2024 dated 03-05-2024. - Run 03/04/2024 11:01AM

Distribution Category	Distribution ID	Act System Num	Funding Agency	Tax	Fees	Penalty	Interest	Discount	Allocated	Commission	Distributed Amt
Real Estate Current, Real Estate Installment	665	DD0057	HERITAGE ISLES CDD	23,331.28	0.00	0.00	0.00	-239.15	23,092.13	461.84	22,630.29
Real Estate Current	665	DD0058	EASTLAKE PARK SDD	1,000.00	0.00	0.00	0.00	-12.00	988.00	19.76	968.24
Real Estate Current	665	DD0060	TAMPA SHORES SDD	400.00	0.00	0.00	0.00	-6.00	394.00	7.88	386.12
Real Estate Current	665	DD0061	COVINGTON PARK CDD	10,879.56	0.00	0.00	0.00	-143.06	10,736.50	214.73	10,521.77
Real Estate Current	665	DD0062	HARBOR BAY CDD	51,101.10	0.00	0.00	0.00	-511.02	50,590.08	1,011.80	49,578.28
Real Estate Installment	665	DD0062	HARBOR BAY CDD	53.49	0.00	0.00	0.00	-4.01	49.48	0.99	48.49
Real Estate Current, Real Estate Installment	665	DD0062	HARBOR BAY CDD	51,154.59	0.00	0.00	0.00	-515.03	50,639.56	1,012.79	49,626.77
Real Estate Current	665	DD0063	RIVERCREST CDD	16,623.13	0.00	0.00	0.00	-156.55	16,466.58	329.33	16,137.25
Real Estate Current	665	DD0064	COUNTRY VILLAGE SDD	150.00	0.00	0.00	0.00	-1.50	148.50	2.97	145.53
Real Estate Current	665	DD0065	PARK PLACE CDD	8,022.32	0.00	0.00	0.00	-80.23	7,942.09	158.84	7,783.25
Real Estate Current	665	DD0066	WATERCHASE CDD	12,923.07	0.00	0.00	0.00	-152.23	12,770.84	255.41	12,515.43
Real Estate Current	665	DD0067	PANTHER TRACE CDD	11,182.74	0.00	0.00	0.00	-111.83	11,070.91	221.42	10,849.49
Real Estate Current	665	DD0069	LIVE OAK 1 CDD	11,175.37	0.00	0.00	0.00	-111.76	11,063.61	221.28	10,842.33
Real Estate Current	665	DD0070	LIVE OAK 2 CDD	7,827.79	0.00	0.00	0.00	-78.29	7,749.50	154.99	7,594.51
Real Estate Current	665	DD0071	BRANDON HILLS SDD	1,038.00	0.00	0.00	0.00	-13.84	1,024.16	20.48	1,003.68
Real Estate Current	665	DD0073	HARBOUR ISLES CDD	5,475.68	0.00	0.00	0.00	-54.76	5,420.92	108.42	5,312.50
Real Estate Current	665	DD0075	SOUTH FORK CDD	8,509.60	0.00	0.00	0.00	-79.70	8,429.90	168.60	8,261.30
Real Estate Installment	665	DD0075	SOUTH FORK CDD	670.79	0.00	0.00	0.00	0.00	670.79	13.42	657.37
Real Estate Current, Real Estate Installment	665	DD0075	SOUTH FORK CDD	9,180.39	0.00	0.00	0.00	-79.70	9,100.69	182.02	8,918.67
Real Estate Current	665	DD0076	PANTHER TRACE II CDD	2,290.39	0.00	0.00	0.00	-22.90	2,267.49	45.35	2,222.14
Real Estate Current	665	DD0077	HIGHLANDS CDD	11,667.02	0.00	0.00	0.00	-174.56	11,492.46	229.86	11,262.60

5C

Park Place Community Development District

Financial Statements
(Unaudited)

Period Ending
March 31, 2024

Prepared by:



2005 Pan Am Circle ~ Suite 300 ~ Tampa, Florida 33607
Phone (813) 873-7300 ~ Fax (813) 873-7070

PARK PLACE COMMUNITY DEVELOPMENT DISTRICT

Balance Sheet

As of March 31, 2024

(In Whole Numbers)

ACCOUNT DESCRIPTION	GENERAL		SERIES 2021-1		SERIES 2021-2		SERIES 2021-1		SERIES 2021-2		GENERAL		TOTAL
	FUND	FUND	DEBT SERVICE	DEBT SERVICE	DEBT SERVICE	DEBT SERVICE	CAPITAL	CAPITAL	CAPITAL	CAPITAL	FIXED ASSETS	GENERAL	
			FUND	FUND	FUND	FUND	FUND	FUND	FUND	FUND	FUND	LONG-TERM	
												DEBT FUND	
ASSETS													
Cash - Checking Account	\$	1,027,667	\$	-	\$	-	\$	-	\$	-	\$	-	\$ 1,027,667
Accounts Receivable - Other		472		-		-		-		-		-	472
Due From Other Funds		-		2,327		2,842		-		-		-	5,169
Investments:													
Acquisition & Construction Account		-		-		-		195,830		110,837		-	306,667
Interest Account		-		7		-		-		-		-	7
Revenue Fund		-		300,105		380,223		-		-		-	680,328
Deposits		10,777		-		-		-		-		-	10,777
Fixed Assets													
Land & Improvements		-		-		-		-		-		1,861,517	1,861,517
Improvements Other Than Buildings (IOTB)		-		-		-		-		-		10,095,559	10,095,559
Recreational Facilities		-		-		-		-		-		592,636	592,636
Construction Work In Process		-		-		-		-		-		501,945	501,945
Amount Avail In Debt Services		-		-		-		-		-		423,204	423,204
Amount To Be Provided		-		-		-		-		-		5,442,796	5,442,796
TOTAL ASSETS	\$	1,038,916	\$	302,439	\$	383,065	\$	195,830	\$	110,837	\$	13,051,657	\$ 20,948,744
LIABILITIES													
Accounts Payable	\$	-	\$	-	\$	-	\$	-	\$	-	\$	-	-
Accounts Payable - Other		200		-		-		-		-		-	200
Bonds Payable		-		-		-		-		-		5,866,000	5,866,000
Due To Other Funds		5,169		-		-		-		-		-	5,169
TOTAL LIABILITIES		5,369		-		-		-		-		5,866,000	5,871,369

PARK PLACE COMMUNITY DEVELOPMENT DISTRICT

Balance Sheet

As of March 31, 2024

(In Whole Numbers)

ACCOUNT DESCRIPTION	GENERAL FUND FUND	SERIES 2021-1		SERIES 2021-2		SERIES 2021-1		SERIES 2021-2		GENERAL FIXED ASSETS FUND	GENERAL LONG-TERM DEBT FUND	TOTAL
		DEBT SERVICE FUND FUND	DEBT SERVICE FUND FUND	DEBT SERVICE FUND FUND	DEBT SERVICE FUND FUND	CAPITAL PROJECTS FUND FUND	CAPITAL PROJECTS FUND FUND	CAPITAL PROJECTS FUND FUND	CAPITAL PROJECTS FUND FUND			
FUND BALANCES												
Restricted for:												
Debt Service	-	302,439	383,065	-	-	-	-	-	-	-	-	685,504
Capital Projects	-	-	-	195,830	110,837	-	-	-	-	-	-	306,667
Unassigned:	1,033,547	-	-	-	-	-	-	13,051,657	-	-	-	14,085,204
TOTAL FUND BALANCES	\$ 1,033,547	\$ 302,439	\$ 383,065	\$ 195,830	\$ 110,837	\$ 13,051,657	\$ -	\$ 15,077,375				
TOTAL LIABILITIES & FUND BALANCES	\$ 1,038,916	\$ 302,439	\$ 383,065	\$ 195,830	\$ 110,837	\$ 13,051,657	\$ 5,866,000	\$ 20,948,744				

PARK PLACE COMMUNITY DEVELOPMENT DISTRICT
Statement of Revenues, Expenditures and Changes in Fund Balances
For the Period Ending March 31, 2024
General Fund - Admin (001)
(In Whole Numbers)

ACCOUNT DESCRIPTION	ANNUAL ADOPTED BUDGET	YEAR TO DATE ACTUAL	VARIANCE (\$) FAV(UNFAV)	YTD ACTUAL AS A % OF ADOPTED BUD
REVENUES				
Special Assmnts- Tax Collector	\$ 130,644	\$ 127,144	\$ (3,500)	97.32%
Other Miscellaneous Revenues	-	200	200	0.00%
TOTAL REVENUES	130,644	127,344	(3,300)	97.47%
EXPENDITURES				
<u>Administration</u>				
Supervisor Fees	9,800	4,800	5,000	48.98%
ProfServ-Trustee Fees	2,000	-	2,000	0.00%
District Counsel	5,000	3,735	1,265	74.70%
District Engineer	15,000	11,148	3,852	74.32%
District Manager	52,000	29,000	23,000	55.77%
Accounting Services	31,000	15,500	15,500	50.00%
Auditing Services	5,000	-	5,000	0.00%
Website Compliance	1,500	-	1,500	0.00%
Postage, Phone, Faxes, Copies	300	97	203	32.33%
Public Officials Insurance	4,000	2,841	1,159	71.03%
Legal Advertising	850	497	353	58.47%
Bank Fees	300	-	300	0.00%
Postage and Resident Notices	300	5	295	1.67%
Website Administration	1,500	750	750	50.00%
Dues, Licenses, Subscriptions	224	232	(8)	103.57%
Total Administration	128,774	68,605	60,169	53.28%
<u>Other Physical Environment</u>				
Entry/Gate/Walls Maintenance	620	-	620	0.00%
Capital Improvements	1,050	-	1,050	0.00%
Total Other Physical Environment	1,670	-	1,670	0.00%
<u>Parks and Recreation</u>				
Gate Phone	200	-	200	0.00%
Total Parks and Recreation	200	-	200	0.00%
TOTAL EXPENDITURES	130,644	68,605	62,039	52.51%
Excess (deficiency) of revenues				
Over (under) expenditures	-	58,739	58,739	0.00%

PARK PLACE COMMUNITY DEVELOPMENT DISTRICT
Statement of Revenues, Expenditures and Changes in Fund Balances
For the Period Ending March 31, 2024
General Fund - Highland Park (001)
(In Whole Numbers)

ACCOUNT DESCRIPTION	ANNUAL ADOPTED BUDGET	YEAR TO DATE ACTUAL	VARIANCE (\$) FAV(UNFAV)	YTD ACTUAL AS A % OF ADOPTED BUD
<u>REVENUES</u>				
Special Assmnts- Tax Collector	\$ 288,519	\$ 282,954	\$ (5,565)	98.07%
TOTAL REVENUES	288,519	282,954	(5,565)	98.07%
<u>EXPENDITURES</u>				
<u>Utility Services</u>				
Utility - Electric	7,000	3,985	3,015	56.93%
Total Utility Services	7,000	3,985	3,015	56.93%
<u>Water-Sewer Comb Services</u>				
Utility - Water	6,000	1,638	4,362	27.30%
Total Water-Sewer Comb Services	6,000	1,638	4,362	27.30%
<u>Other Physical Environment</u>				
Contracts-Aquatic Control	19,500	10,036	9,464	51.47%
Stormwater Assessment	15,000	-	15,000	0.00%
Insurance - General Liability	10,000	7,543	2,457	75.43%
R&M-Pressure Washing	7,500	-	7,500	0.00%
Landscape Maint. - Highland Park Contract	83,050	41,216	41,834	49.63%
Landscape Maint. - Racetrack Road Contract	17,000	8,640	8,360	50.82%
Park Facility Maint. & Improvement	1,500	-	1,500	0.00%
Entry/Gate/Walls Maintenance	1,500	2,321	(821)	154.73%
Plant Replacement Program	10,000	2,635	7,365	26.35%
Miscellaneous Maintenance	3,000	2,969	31	98.97%
Irrigation Maintenance	6,000	6,124	(124)	102.07%
Aquatic Maintenance	5,000	-	5,000	0.00%
Total Other Physical Environment	179,050	81,484	97,566	45.51%
<u>Road and Street Facilities</u>				
R&M-Sidewalks	6,000	600	5,400	10.00%
R&M-Streetlights	4,500	-	4,500	0.00%
Decorative Light Maintenance	3,000	460	2,540	15.33%
Pavement and Signage Repairs	5,000	600	4,400	12.00%
Holiday Lighting & Decorations	15,000	9,000	6,000	60.00%
Total Road and Street Facilities	33,500	10,660	22,840	31.82%

PARK PLACE COMMUNITY DEVELOPMENT DISTRICT
Statement of Revenues, Expenditures and Changes in Fund Balances
For the Period Ending March 31, 2024
General Fund - Highland Park (001)
(In Whole Numbers)

ACCOUNT DESCRIPTION	ANNUAL ADOPTED BUDGET	YEAR TO DATE ACTUAL	VARIANCE (\$) FAV(UNFAV)	YTD ACTUAL AS A % OF ADOPTED BUD
<u>Parks and Recreation</u>				
Contract - Park Facility Janitorial Maintenance	2,000	-	2,000	0.00%
Off Duty Sheriff's Deputies	1,467	-	1,467	0.00%
R&M-Fountain	3,500	-	3,500	0.00%
Park Facility Maint. & Improvement	3,100	11,231	(8,131)	362.29%
Total Parks and Recreation	10,067	11,231	(1,164)	111.56%
<u>Reserves</u>				
Capital Reserve	21,832	-	21,832	0.00%
Total Reserves	21,832	-	21,832	0.00%
TOTAL EXPENDITURES & RESERVES	257,449	108,998	148,451	42.34%
Excess (deficiency) of revenues				
Over (under) expenditures	31,070	173,956	142,886	559.88%
<u>OTHER FINANCING SOURCES (USES)</u>				
Transfer Out - Capital Reserve	(31,070)	-	31,070	0.00%
TOTAL FINANCING SOURCES (USES)	(31,070)	-	31,070	0.00%
Net change in fund balance	\$ -	\$ 173,956	\$ 173,956	0.00%

PARK PLACE COMMUNITY DEVELOPMENT DISTRICT
Statement of Revenues, Expenditures and Changes in Fund Balances
For the Period Ending March 31, 2024
General Fund - Windsor/Mandolin (001)
(In Whole Numbers)

ACCOUNT DESCRIPTION	ANNUAL ADOPTED BUDGET	YEAR TO DATE ACTUAL	VARIANCE (\$) FAV(UNFAV)	YTD ACTUAL AS A % OF ADOPTED BUD
<u>REVENUES</u>				
Special Assmnts- Tax Collector	\$ 215,224	\$ 209,458	\$ (5,766)	97.32%
TOTAL REVENUES	215,224	209,458	(5,766)	97.32%
<u>EXPENDITURES</u>				
<u>Utility Services</u>				
Utility - Electric	38,000	26,142	11,858	68.79%
Total Utility Services	38,000	26,142	11,858	68.79%
<u>Water-Sewer Comb Services</u>				
Utility - Water	600	274	326	45.67%
Total Water-Sewer Comb Services	600	274	326	45.67%
<u>Other Physical Environment</u>				
Contracts-Aquatic Control	13,000	6,195	6,805	47.65%
Storm Drain Maintenance	1,000	-	1,000	0.00%
Insurance - General Liability	7,000	4,656	2,344	66.51%
R&M-Other Landscape	6,000	570	5,430	9.50%
R&M-Pressure Washing	6,000	-	6,000	0.00%
Landscape Maintenance	85,924	46,635	39,289	54.27%
Entry/Gate/Walls Maintenance	3,500	825	2,675	23.57%
Plant Replacement Program	9,000	-	9,000	0.00%
Irrigation Maintenance	8,000	-	8,000	0.00%
Aquatic Maintenance	5,000	-	5,000	0.00%
Capital Reserve	13,000	-	13,000	0.00%
Total Other Physical Environment	157,424	58,881	98,543	37.40%
<u>Road and Street Facilities</u>				
R&M-Sidewalks	4,000	5,710	(1,710)	142.75%
Decorative Light Maintenance	3,000	-	3,000	0.00%
Pavement and Signage Repairs	2,000	-	2,000	0.00%
Holiday Lighting & Decorations	7,000	10,000	(3,000)	142.86%
Total Road and Street Facilities	16,000	15,710	290	98.19%

PARK PLACE COMMUNITY DEVELOPMENT DISTRICT
Statement of Revenues, Expenditures and Changes in Fund Balances
For the Period Ending March 31, 2024
General Fund - Windsor/Mandolin (001)
(In Whole Numbers)

ACCOUNT DESCRIPTION	ANNUAL ADOPTED BUDGET	YEAR TO DATE ACTUAL	VARIANCE (\$) FAV(UNFAV)	YTD ACTUAL AS A % OF ADOPTED BUD
<u>Parks and Recreation</u>				
Gate Phone	2,700	1,542	1,158	57.11%
R&M-Fountain	500	708	(208)	141.60%
Total Parks and Recreation	3,200	2,250	950	70.31%
TOTAL EXPENDITURES	215,224	103,257	111,967	47.98%
Excess (deficiency) of revenues				
Over (under) expenditures	-	106,201	106,201	0.00%

PARK PLACE COMMUNITY DEVELOPMENT DISTRICT
Statement of Revenues, Expenditures and Changes in Fund Balances
For the Period Ending March 31, 2024
General Fund - Mixed Use (001)
(In Whole Numbers)

ACCOUNT DESCRIPTION	ANNUAL ADOPTED BUDGET	YEAR TO DATE ACTUAL	VARIANCE (\$) FAV(UNFAV)	YTD ACTUAL AS A % OF ADOPTED BUD
<u>REVENUES</u>				
Special Assmnts- Tax Collector	\$ 75,458	\$ 73,436	\$ (2,022)	97.32%
TOTAL REVENUES	75,458	73,436	(2,022)	97.32%
<u>EXPENDITURES</u>				
<u>Utility Services</u>				
Utility - Electric	1,650	1,275	375	77.27%
Total Utility Services	1,650	1,275	375	77.27%
<u>Water-Sewer Comb Services</u>				
Utility - Water	2,000	546	1,454	27.30%
Total Water-Sewer Comb Services	2,000	546	1,454	27.30%
<u>Other Physical Environment</u>				
Contracts-Aquatic Control	5,958	3,346	2,612	56.16%
Storm Drain Maintenance	650	-	650	0.00%
Insurance - General Liability	3,500	2,514	986	71.83%
R&M-Other Landscape	500	265	235	53.00%
R&M-Pressure Washing	2,200	-	2,200	0.00%
Landscape Maint. - Highland Park Contract	26,000	13,742	12,258	52.85%
Landscape Maint. - Racetrack Road Contract	6,500	2,876	3,624	44.25%
Park Facility Maint. & Improvement	1,000	-	1,000	0.00%
Entry/Gate/Walls Maintenance	1,000	374	626	37.40%
Plant Replacement Program	3,500	878	2,622	25.09%
Miscellaneous Maintenance	250	718	(468)	287.20%
Irrigation Maintenance	5,000	2,041	2,959	40.82%
Aquatic Maintenance	2,042	-	2,042	0.00%
Capital Reserve	2,200	-	2,200	0.00%
Total Other Physical Environment	60,300	26,754	33,546	44.37%

PARK PLACE COMMUNITY DEVELOPMENT DISTRICT
Statement of Revenues, Expenditures and Changes in Fund Balances
For the Period Ending March 31, 2024
General Fund - Mixed Use (001)
(In Whole Numbers)

ACCOUNT DESCRIPTION	ANNUAL ADOPTED BUDGET	YEAR TO DATE ACTUAL	VARIANCE (\$) FAV(UNFAV)	YTD ACTUAL AS A % OF ADOPTED BUD
<u>Road and Street Facilities</u>				
R&M-Sidewalks	2,000	200	1,800	10.00%
R&M-Streetlights	433	-	433	0.00%
Decorative Light Maintenance	1,000	153	847	15.30%
Pavement and Signage Repairs	1,500	200	1,300	13.33%
Holiday Decoration	3,125	-	3,125	0.00%
Total Road and Street Facilities	8,058	553	7,505	6.86%
<u>Parks and Recreation</u>				
Contract - Park Facility Janitorial Maintenance	950	-	950	0.00%
R&M-Fountain	1,000	-	1,000	0.00%
Park Facility Maint. & Improvement	1,500	3,744	(2,244)	249.60%
Total Parks and Recreation	3,450	3,744	(294)	108.52%
TOTAL EXPENDITURES	75,458	32,872	42,586	43.56%
Excess (deficiency) of revenues				
Over (under) expenditures	-	40,564	40,564	0.00%

PARK PLACE COMMUNITY DEVELOPMENT DISTRICT
Statement of Revenues, Expenditures and Changes in Fund Balances
For the Period Ending March 31, 2024
Series 2021-1 Debt Service Fund (202)
(In Whole Numbers)

ACCOUNT DESCRIPTION	ANNUAL ADOPTED BUDGET	YEAR TO DATE ACTUAL	VARIANCE (\$) FAV(UNFAV)	YTD ACTUAL AS A % OF ADOPTED BUD
<u>REVENUES</u>				
Interest - Investments	\$ -	\$ 2,964	\$ 2,964	0.00%
Special Assmnts- Tax Collector	267,568	262,416	(5,152)	98.07%
TOTAL REVENUES	267,568	265,380	(2,188)	99.18%
<u>EXPENDITURES</u>				
<u>Debt Service</u>				
Principal Debt Retirement	225,000	-	225,000	0.00%
Interest Expense	42,568	22,437	20,131	52.71%
Total Debt Service	267,568	22,437	245,131	8.39%
TOTAL EXPENDITURES	267,568	22,437	245,131	8.39%
Excess (deficiency) of revenues				
Over (under) expenditures	-	242,943	242,943	0.00%
Net change in fund balance	\$ -	\$ 242,943	\$ 242,943	0.00%
FUND BALANCE, BEGINNING (OCT 1, 2023)	(120,406)	59,496		
FUND BALANCE, ENDING	\$ (120,406)	\$ 302,439		

PARK PLACE COMMUNITY DEVELOPMENT DISTRICT
Statement of Revenues, Expenditures and Changes in Fund Balances
For the Period Ending March 31, 2024
Series 2021-2 Debt Service Fund (203)
(In Whole Numbers)

ACCOUNT DESCRIPTION	ANNUAL ADOPTED BUDGET	YEAR TO DATE ACTUAL	VARIANCE (\$) FAV(UNFAV)	YTD ACTUAL AS A % OF ADOPTED BUD
<u>REVENUES</u>				
Interest - Investments	\$ -	\$ 4,011	\$ 4,011	0.00%
Special Assmnts- Tax Collector	328,005	320,538	(7,467)	97.72%
TOTAL REVENUES	328,005	324,549	(3,456)	98.95%
<u>EXPENDITURES</u>				
<u>Debt Service</u>				
Principal Debt Retirement	262,000	-	262,000	0.00%
Interest Expense	66,005	34,411	31,594	52.13%
Total Debt Service	328,005	34,411	293,594	10.49%
TOTAL EXPENDITURES	328,005	34,411	293,594	10.49%
Excess (deficiency) of revenues				
Over (under) expenditures	-	290,138	290,138	0.00%
Net change in fund balance	\$ -	\$ 290,138	\$ 290,138	0.00%
FUND BALANCE, BEGINNING (OCT 1, 2023)	(147,602)	92,927		
FUND BALANCE, ENDING	\$ (147,602)	\$ 383,065		

PARK PLACE COMMUNITY DEVELOPMENT DISTRICT
Statement of Revenues, Expenditures and Changes in Fund Balances
For the Period Ending March 31, 2024
Series 2021-1 Capital Projects Fund (302)
(In Whole Numbers)

ACCOUNT DESCRIPTION	ANNUAL ADOPTED BUDGET	YEAR TO DATE ACTUAL	VARIANCE (\$) FAV(UNFAV)	YTD ACTUAL AS A % OF ADOPTED BUD
<u>REVENUES</u>				
Interest - Investments	\$ -	\$ 13,155	\$ 13,155	0.00%
TOTAL REVENUES	-	13,155	13,155	0.00%
<u>EXPENDITURES</u>				
<u>Construction In Progress</u>				
Construction in Progress	-	697,289	(697,289)	0.00%
Total Construction In Progress	-	697,289	(697,289)	0.00%
TOTAL EXPENDITURES	-	697,289	(697,289)	0.00%
Excess (deficiency) of revenues				
Over (under) expenditures	-	(684,134)	(684,134)	0.00%
Net change in fund balance	\$ -	\$ (684,134)	\$ (684,134)	0.00%
FUND BALANCE, BEGINNING (OCT 1, 2023)	-	879,964		
FUND BALANCE, ENDING	\$ -	\$ 195,830		

PARK PLACE COMMUNITY DEVELOPMENT DISTRICT
Statement of Revenues, Expenditures and Changes in Fund Balances
For the Period Ending March 31, 2024
Series 2021-2 Capital Projects Fund (303)
(In Whole Numbers)

ACCOUNT DESCRIPTION	ANNUAL ADOPTED BUDGET	YEAR TO DATE ACTUAL	VARIANCE (\$) FAV(UNFAV)	YTD ACTUAL AS A % OF ADOPTED BUD
<u>REVENUES</u>				
Interest - Investments	\$ -	\$ 2,697	\$ 2,697	0.00%
TOTAL REVENUES	-	2,697	2,697	0.00%
<u>EXPENDITURES</u>				
TOTAL EXPENDITURES	-	-	-	0.00%
Excess (deficiency) of revenues				
Over (under) expenditures	-	2,697	2,697	0.00%
Net change in fund balance	\$ -	\$ 2,697	\$ 2,697	0.00%
FUND BALANCE, BEGINNING (OCT 1, 2023)	-	108,140		
FUND BALANCE, ENDING	\$ -	\$ 110,837		

PARK PLACE COMMUNITY DEVELOPMENT DISTRICT
Statement of Revenues, Expenditures and Changes in Fund Balances
For the Period Ending March 31, 2024
General Fixed Assets Fund (900)
(In Whole Numbers)

ACCOUNT DESCRIPTION	ANNUAL ADOPTED BUDGET	YEAR TO DATE ACTUAL	VARIANCE (\$) FAV(UNFAV)	YTD ACTUAL AS A % OF ADOPTED BUD
<u>REVENUES</u>				
TOTAL REVENUES	-	-	-	0.00%
<u>EXPENDITURES</u>				
TOTAL EXPENDITURES	-	-	-	0.00%
Excess (deficiency) of revenues Over (under) expenditures	-	-	-	0.00%
Net change in fund balance	\$ -	\$ -	\$ -	0.00%
FUND BALANCE, BEGINNING (OCT 1, 2023)	-	13,051,657		
FUND BALANCE, ENDING	\$ -	\$ 13,051,657		

Bank Account Statement

Park Place CDD

Bank Account Statement: Bank Account No.: 1794, Statement No.: 03-24

Currency Code

Statement Date	03/31/24	Statement Balance	1,058,989.04
Balance Last Statement	1,100,065.80	Outstanding Bank Transactions	0.00
Statement Ending Balance	1,058,989.04	Subtotal	1,058,989.04
		Outstanding Checks	-31,322.26
G/L Balance at 03/31/24	1,027,666.78	Bank Account Balance	1,027,666.78

Transaction Date	Type	Document No.	Description	Value Date	Applied Entries	Applied Amount	Statement Amount
Statement No. 03-24							
01/12/24	Bank Account Ledger Entry	6853	Check for Vendor V00103		1	-200.00	-200.00
01/24/24	Bank Account Ledger Entry	6861	Check for Vendor V00103		1	-200.00	-200.00
02/22/24	Bank Account Ledger Entry	6878	Check for Vendor V00123		1	-525.00	-525.00
02/22/24	Bank Account Ledger Entry	6879	Check for Vendor V00048		1	-1,750.00	-1,750.00
02/22/24	Bank Account Ledger Entry	6880	Check for Vendor V00057		1	-18,651.67	-18,651.67
02/29/24	Bank Account Ledger Entry	6883	Check for Vendor V00118		1	-200.00	-200.00
02/29/24	Bank Account Ledger Entry	6884	Check for Vendor V00103		1	-200.00	-200.00
02/29/24	Bank Account Ledger Entry	6885	Check for Vendor V00083		1	-270.00	-270.00
03/04/24	Bank Account Ledger Entry	JE000332	Tax Revenue/ Debt Service		1	7,783.25	7,783.25
03/05/24	Bank Account Ledger Entry	6886	Check for Vendor V00027		1	-3,160.00	-3,160.00
03/05/24	Bank Account Ledger Entry	6887	Check for Vendor V00083		1	-270.00	-270.00
03/05/24	Bank Account Ledger Entry	6888	Check for Vendor V00095		1	-7,554.68	-7,554.68
03/05/24	Bank Account Ledger Entry	6889	Check for Vendor V00127		1	-2,350.00	-2,350.00
03/13/24	Bank Account Ledger Entry	JE000339	MO##### - Gate Remote		1	50.00	50.00
03/13/24	Bank Account Ledger Entry	JE000340	MO##### - Gate Remote		1	50.00	50.00
03/14/24	Bank Account Ledger Entry	6891	Check for Vendor V00090		1	-3,556.01	-3,556.01
03/14/24	Bank Account Ledger Entry	6892	Check for Vendor V00056		1	-218.00	-218.00
03/14/24	Bank Account Ledger Entry	6893	Check for Vendor V00057		1	-2,329.57	-2,329.57
03/26/24	Bank Account Ledger Entry	6895	Check for Vendor V00050		1	-333.00	-333.00
03/26/24	Bank Account Ledger Entry	6896	Check for Vendor V00027		1	-616.50	-616.50
03/08/24	Bank Account Ledger Entry	JE000351	ACH HC- Water 6264		1	-7.25	-7.25
03/08/24	Bank Account Ledger Entry	JE000352	ACH HC- Water 0538		1	-20.35	-20.35
03/08/24	Bank Account Ledger Entry	JE000353	ACH HC- Water 6028		1	-26.91	-26.91

Bank Account Statement

Park Place CDD

Currency Code

Statement Date	03/31/24	Statement Balance	1,058,989.04
Balance Last Statement	1,100,065.80	Outstanding Bank Transactions	0.00
Statement Ending Balance	1,058,989.04	Subtotal	1,058,989.04
		Outstanding Checks	-31,322.26
G/L Balance at 03/31/24	1,027,666.78	Bank Account Balance	1,027,666.78

Transaction Date	Type	Document No.	Description	Value Date	Applied Entries	Applied Amount	Statement Amount
03/08/24	Bank Account Ledger Entry	JE000354	ACH HC- Water 2265		1	-81.54	-81.54
03/08/24	Bank Account Ledger Entry	JE000355	ACH HC- Water 5097		1	-93.60	-93.60
03/19/24	Bank Account Ledger Entry	JE000356	ACH TECO/Peoples Gas - 0208		1	-47.44	-47.44
03/19/24	Bank Account Ledger Entry	JE000357	ACH TECO/Peoples Gas - 5171		1	-116.54	-116.54
03/19/24	Bank Account Ledger Entry	JE000358	ACH Frontier - 5851		1	-155.86	-155.86
03/19/24	Bank Account Ledger Entry	JE000359	ACH TECO/Peoples Gas - 2958		1	-241.01	-241.01
03/19/24	Bank Account Ledger Entry	JE000360	ACH TECO/Peoples Gas - 9085		1	-410.01	-410.01
03/25/24	Bank Account Ledger Entry	JE000361	ACH TECO/Peoples Gas - 0091		1	-5,203.60	-5,203.60
03/26/24	Bank Account Ledger Entry	JE000362	ACH Frontier - 8461		1	-126.82	-126.82
03/27/24	Bank Account Ledger Entry	JE000363	ACH HC- Water 4238		1	-44.65	-44.65
Total						-41,076.76	-41,076.76

Outstanding Payments

Posting Date	Document Type	Document No.	Description	Statement Amount
Quantity			0	Total

Outstanding Checks

Posting Date	Document Type	Check No.	Description	Statement Amount
01/12/23	Payment	6588	Check for Vendor V00117	-200.59
02/16/23	Payment	6605	Check for Vendor V00071	-200.00
02/01/24	Payment	6865	Check for Vendor V00014	-6,500.00

Bank Account Statement

Park Place CDD

02/29/24	Payment	6881	Check for Vendor V00071	-200.00
02/29/24	Payment	6882	Check for Vendor V00100	-200.00
03/14/24	Payment	6890	Check for Vendor V00123	-540.00
03/26/24	Payment	6894	Check for Vendor V00033	-250.00
03/26/24	Payment	6897	Check for Vendor V00082	-520.00
03/26/24	Payment	6898	Check for Vendor V00083	-1,350.00
03/26/24	Payment	6899	Check for Vendor V00042	-1,710.00
03/26/24	Payment	6900	Check for Vendor V00048	-1,000.00
03/26/24	Payment	6901	Check for Vendor V00057	-18,651.67
Quantity			12	
			Total	-31,322.26

Sixth Order of Business

6A



PHYSICAL ADDRESS: 30435 Commerce Drive, #102 San Antonio, FL 33576

MAILING ADDRESS: 12231 Main Street, #1196, San Antonio, FL 33576

PHONE #: (352)877-4463 | EMAIL: office@cypresscreekaquatics.com

AQUATIC SERVICE REPORT

PROPERTY: Park Place

DATE: 3/12/24 & 3/13/24

TECHNICIAN: Jason J

PAGE: 1 of 1

WEATHER: 78

SERVICE: Monthly Treatment

H2O CLARITY
< 1 Foot
1 - 2 Feet
2 - 4 Feet
> 4 Feet

WILDLIFE OBSERVATIONS						
Deer	Egret	Cormorant	Alligator	Bream	OTHER:	
Otter	Heron	Anhinga	Turtle	Bass		
Opossum	Ibis	Osprey	Snake	Catfish		
Raccoon	Woodstork	Ducks	Frogs	Carp		

	ALGAE	GRASSES & BRUSH	SUBMERSED VEGETATION	FLOATING VEGETATION	WETLAND VEGETATION	INVASIVE TREES	SPOT TREATMENT	PHYSICAL REMOVAL
Pond 1	<input type="checkbox"/>	<input type="checkbox"/>	<input type="checkbox"/>	<input type="checkbox"/>	<input type="checkbox"/>	<input type="checkbox"/>	<input checked="" type="checkbox"/>	<input type="checkbox"/>
Pond 2	<input type="checkbox"/>	<input checked="" type="checkbox"/>	<input type="checkbox"/>	<input type="checkbox"/>	<input type="checkbox"/>	<input type="checkbox"/>	<input type="checkbox"/>	<input type="checkbox"/>
Pond 3	<input checked="" type="checkbox"/>	<input checked="" type="checkbox"/>	<input type="checkbox"/>	<input type="checkbox"/>	<input type="checkbox"/>	<input type="checkbox"/>	<input type="checkbox"/>	<input type="checkbox"/>
Pond 4	<input checked="" type="checkbox"/>	<input checked="" type="checkbox"/>	<input type="checkbox"/>	<input checked="" type="checkbox"/>	<input type="checkbox"/>	<input type="checkbox"/>	<input type="checkbox"/>	<input type="checkbox"/>
Pond 5	<input checked="" type="checkbox"/>	<input checked="" type="checkbox"/>	<input type="checkbox"/>	<input checked="" type="checkbox"/>	<input type="checkbox"/>	<input type="checkbox"/>	<input type="checkbox"/>	<input type="checkbox"/>
Pond 6	<input type="checkbox"/>	<input checked="" type="checkbox"/>	<input type="checkbox"/>	<input type="checkbox"/>	<input type="checkbox"/>	<input type="checkbox"/>	<input type="checkbox"/>	<input type="checkbox"/>
Pond 7	<input checked="" type="checkbox"/>	<input checked="" type="checkbox"/>	<input type="checkbox"/>	<input checked="" type="checkbox"/>	<input type="checkbox"/>	<input type="checkbox"/>	<input type="checkbox"/>	<input type="checkbox"/>
Pond 8	<input checked="" type="checkbox"/>	<input checked="" type="checkbox"/>	<input type="checkbox"/>	<input type="checkbox"/>	<input type="checkbox"/>	<input type="checkbox"/>	<input type="checkbox"/>	<input type="checkbox"/>
Pond 9	<input checked="" type="checkbox"/>	<input checked="" type="checkbox"/>	<input checked="" type="checkbox"/>	<input type="checkbox"/>	<input type="checkbox"/>	<input type="checkbox"/>	<input type="checkbox"/>	<input type="checkbox"/>
Pond 10	<input checked="" type="checkbox"/>	<input checked="" type="checkbox"/>	<input checked="" type="checkbox"/>	<input type="checkbox"/>	<input type="checkbox"/>	<input type="checkbox"/>	<input type="checkbox"/>	<input type="checkbox"/>
Pond 11	<input checked="" type="checkbox"/>	<input checked="" type="checkbox"/>	<input type="checkbox"/>	<input checked="" type="checkbox"/>	<input type="checkbox"/>	<input type="checkbox"/>	<input type="checkbox"/>	<input type="checkbox"/>
Pond 12	<input checked="" type="checkbox"/>	<input checked="" type="checkbox"/>	<input type="checkbox"/>	<input checked="" type="checkbox"/>	<input type="checkbox"/>	<input type="checkbox"/>	<input type="checkbox"/>	<input type="checkbox"/>
Pond 13	<input checked="" type="checkbox"/>	<input checked="" type="checkbox"/>	<input type="checkbox"/>	<input checked="" type="checkbox"/>	<input type="checkbox"/>	<input type="checkbox"/>	<input type="checkbox"/>	<input type="checkbox"/>
Pond 14	<input checked="" type="checkbox"/>	<input checked="" type="checkbox"/>	<input type="checkbox"/>	<input type="checkbox"/>	<input type="checkbox"/>	<input type="checkbox"/>	<input type="checkbox"/>	<input type="checkbox"/>
Pond 15	<input checked="" type="checkbox"/>	<input type="checkbox"/>	<input type="checkbox"/>	<input checked="" type="checkbox"/>	<input type="checkbox"/>	<input type="checkbox"/>	<input type="checkbox"/>	<input type="checkbox"/>
Pond 16	<input checked="" type="checkbox"/>	<input checked="" type="checkbox"/>	<input type="checkbox"/>	<input type="checkbox"/>	<input type="checkbox"/>	<input type="checkbox"/>	<input type="checkbox"/>	<input type="checkbox"/>
Pond 17	<input checked="" type="checkbox"/>	<input checked="" type="checkbox"/>	<input type="checkbox"/>	<input checked="" type="checkbox"/>	<input type="checkbox"/>	<input type="checkbox"/>	<input type="checkbox"/>	<input type="checkbox"/>
Pond 18	<input type="checkbox"/>	<input checked="" type="checkbox"/>	<input type="checkbox"/>	<input type="checkbox"/>	<input type="checkbox"/>	<input type="checkbox"/>	<input type="checkbox"/>	<input type="checkbox"/>
Pond 19	<input checked="" type="checkbox"/>	<input checked="" type="checkbox"/>	<input type="checkbox"/>	<input type="checkbox"/>	<input type="checkbox"/>	<input type="checkbox"/>	<input type="checkbox"/>	<input type="checkbox"/>

Notes: Treated vegetation in 19 areas

Please allow 7 - 10 days for results. Thank You.



PHYSICAL ADDRESS: 30435 Commerce Drive, #102 San Antonio, FL 33576

MAILING ADDRESS: 12231 Main Street, #1196, San Antonio, FL 33576

PHONE #: (352)877-4463 | EMAIL: office@cypresscreekaquatics.com

AQUATIC SERVICE REPORT

PROPERTY: Park Place DATE: 3/29/24

TECHNICIAN: Jason J PAGE: 1 of 1

WEATHER: 78 SERVICE: Monthly Treatment

H2O CLARITY
< 1 Foot
1 - 2 Feet
2 - 4 Feet
> 4 Feet

WILDLIFE OBSERVATIONS					
Deer	Egret	Cormorant	Alligator	Bream	OTHER:
Otter	Heron	Anhinga	Turtle	Bass	
Opossum	Ibis	Osprey	Snake	Catfish	
Raccoon	Woodstork	Ducks	Frogs	Carp	

	ALGAE	GRASSES & BRUSH	SUBMERSED VEGETATION	FLOATING VEGETATION	WETLAND VEGETATION	INVASIVE TREES	SPOT TREATMENT	PHYSICAL REMOVAL
Pond 1	<input type="checkbox"/>	<input checked="" type="checkbox"/>	<input type="checkbox"/>	<input type="checkbox"/>	<input type="checkbox"/>	<input type="checkbox"/>	<input type="checkbox"/>	<input type="checkbox"/>
Pond 2	<input type="checkbox"/>	<input checked="" type="checkbox"/>	<input type="checkbox"/>	<input type="checkbox"/>	<input type="checkbox"/>	<input type="checkbox"/>	<input type="checkbox"/>	<input type="checkbox"/>
Pond 3	<input checked="" type="checkbox"/>	<input checked="" type="checkbox"/>	<input type="checkbox"/>	<input type="checkbox"/>	<input type="checkbox"/>	<input type="checkbox"/>	<input type="checkbox"/>	<input type="checkbox"/>
Pond 4	<input checked="" type="checkbox"/>	<input checked="" type="checkbox"/>	<input type="checkbox"/>	<input checked="" type="checkbox"/>	<input type="checkbox"/>	<input type="checkbox"/>	<input type="checkbox"/>	<input type="checkbox"/>
Pond 5	<input checked="" type="checkbox"/>	<input checked="" type="checkbox"/>	<input type="checkbox"/>	<input checked="" type="checkbox"/>	<input type="checkbox"/>	<input type="checkbox"/>	<input type="checkbox"/>	<input type="checkbox"/>
Pond 6	<input type="checkbox"/>	<input checked="" type="checkbox"/>	<input type="checkbox"/>	<input type="checkbox"/>	<input type="checkbox"/>	<input type="checkbox"/>	<input type="checkbox"/>	<input type="checkbox"/>
Pond 7	<input checked="" type="checkbox"/>	<input checked="" type="checkbox"/>	<input type="checkbox"/>	<input checked="" type="checkbox"/>	<input type="checkbox"/>	<input type="checkbox"/>	<input type="checkbox"/>	<input type="checkbox"/>
Pond 8	<input checked="" type="checkbox"/>	<input checked="" type="checkbox"/>	<input type="checkbox"/>	<input type="checkbox"/>	<input type="checkbox"/>	<input type="checkbox"/>	<input type="checkbox"/>	<input type="checkbox"/>
Pond 9	<input checked="" type="checkbox"/>	<input checked="" type="checkbox"/>	<input type="checkbox"/>	<input type="checkbox"/>	<input type="checkbox"/>	<input type="checkbox"/>	<input type="checkbox"/>	<input type="checkbox"/>
Pond 10	<input checked="" type="checkbox"/>	<input checked="" type="checkbox"/>	<input type="checkbox"/>	<input type="checkbox"/>	<input type="checkbox"/>	<input type="checkbox"/>	<input type="checkbox"/>	<input type="checkbox"/>
Pond 11	<input checked="" type="checkbox"/>	<input checked="" type="checkbox"/>	<input type="checkbox"/>	<input checked="" type="checkbox"/>	<input type="checkbox"/>	<input type="checkbox"/>	<input type="checkbox"/>	<input type="checkbox"/>
Pond 12	<input checked="" type="checkbox"/>	<input checked="" type="checkbox"/>	<input type="checkbox"/>	<input checked="" type="checkbox"/>	<input type="checkbox"/>	<input type="checkbox"/>	<input type="checkbox"/>	<input type="checkbox"/>
Pond 13	<input checked="" type="checkbox"/>	<input checked="" type="checkbox"/>	<input type="checkbox"/>	<input checked="" type="checkbox"/>	<input type="checkbox"/>	<input type="checkbox"/>	<input type="checkbox"/>	<input type="checkbox"/>
Pond 14	<input checked="" type="checkbox"/>	<input checked="" type="checkbox"/>	<input type="checkbox"/>	<input type="checkbox"/>	<input type="checkbox"/>	<input type="checkbox"/>	<input type="checkbox"/>	<input type="checkbox"/>
Pond 15	<input checked="" type="checkbox"/>	<input checked="" type="checkbox"/>	<input type="checkbox"/>	<input checked="" type="checkbox"/>	<input type="checkbox"/>	<input type="checkbox"/>	<input type="checkbox"/>	<input type="checkbox"/>
Pond 16	<input checked="" type="checkbox"/>	<input checked="" type="checkbox"/>	<input type="checkbox"/>	<input type="checkbox"/>	<input type="checkbox"/>	<input type="checkbox"/>	<input type="checkbox"/>	<input type="checkbox"/>
Pond 17	<input checked="" type="checkbox"/>	<input checked="" type="checkbox"/>	<input type="checkbox"/>	<input checked="" type="checkbox"/>	<input type="checkbox"/>	<input type="checkbox"/>	<input type="checkbox"/>	<input type="checkbox"/>
Pond 18	<input type="checkbox"/>	<input checked="" type="checkbox"/>	<input type="checkbox"/>	<input type="checkbox"/>	<input type="checkbox"/>	<input type="checkbox"/>	<input type="checkbox"/>	<input type="checkbox"/>
Pond 19	<input checked="" type="checkbox"/>	<input checked="" type="checkbox"/>	<input type="checkbox"/>	<input type="checkbox"/>	<input type="checkbox"/>	<input type="checkbox"/>	<input type="checkbox"/>	<input type="checkbox"/>

Notes: Treated vegetation in 19 areas